

## Toilet tank trim

Toilet Tank Fittings	3-2
Ventilated Toilet Tank Components	3-11
Tank and Urinal	3-34
Luxor and Concord Actuating Units	3-53
Bidet Fittings	3-55

# DON'T TIE UP YOUR CAPITAL!!!

Excess inventory is expensive. If you need plumbing repair and replacement parts, **KISSLER & CO.** is The One Stop Source for all your needs.

We ship all orders out of our ultra-modern 50,000 square foot manufacturing and warehouse facility within twenty four hours of its receipt. Regardless of size! That's a record that is proven day in, day out.

Our on-site manufacturing facility allows us to Duplicate Any Part Regardless of Age. Our stock inventory ranges from today's most popular items to yesterdays most obscure products. We are national distributors for every major line of faucets, from Acorn to Zurn, sold in the United States.

Call or write to us to find out how to obtain a **KISSLER** Catalog, **THE SOURCE** to the plumbing repair parts industry. No longer shall it be necessary to tie up profits in excess inventory. Let **KISSLER & CO.** be your own personal warehouse.

## KISSLER & CO., INC.


*We duplicate any part regardless of age*

333 South Van Brunt Street  
P.O. Box 9811, Englewood, NJ 07631  
NJ: 201/569-5600 NY: 212/933-3800  
Wats: 800-631-0863

ASK ABOUT OUR MONTHLY SPECIALS.

IF YOU DON'T SEE IT, ASK.

## The Source For Plumbing Repair Parts



STERLING FAUCET CO. • STREAMWAY • T & S BRASS • UNION BRASS • UNIVERSAL RUNDLE • WATER SAVER • WOLFE • WOLVERINE BRASS • YOUNGSTOWN • DELTA • DELEX • DICK BROTHERS • DISHMASTER • ACME BRASS • AMERICAN BRASS • AMERICAN KITCHEN • AMERICAN STANDARD • BARDES • BARNES • BELVEDERE • BORG WARNER • BRADLEY • BRIGGS • BURLINGTON BRASS • CENTRAL BRASS • CHASE • CHICAGO • CRANE • DELTA • DELEX • DICK BROTHERS • DISHMASTER • EAST RIVER • ELLEN • EMPIRE BRASS • FEDERAL HUBER • FISHER • GERBER • GLAUBER • GLOBE • GRAND HAVEN • HAJCO • HAMMOND • HARCRAFT • HUDSON • INDIANA BRASS • KOHLER • LOGAN • A.Y. McDONALD • MELLARD • MICHIGAN BRASS • MILWAUKEE • MOTT • MUELLER • MURRAY & SORENSON • PACIFIC • PECK • PRICE PFEISTER • QUEEN CITY • REPCAL • RICHMOND RHEIM • ROYAL BRASS • SALTER • SANDY • SAVCO • SCHMIDT • SCOVILLE BRASS • SPEAKMAN • STERLING ROCKWELL •

# KISSLER & CO., INC.

## Toilet Tank Trim Cross Index

TANK	NORMAL WATER LINE FROM INSIDE BOTTOM	OVERFLOW HEIGHT FLUSH VALVE (1/8" ADDED FOR VENT. VARS.)	CRITICAL LEVEL BACKFLOW PREVENTER	FLUSH VALVE	WATER CONTROLS	TRIP LEVER	FLOAT ROD
NORWALL with vent 4041.091	8 $\frac{3}{4}$ "	9 $\frac{1}{2}$ "	10 $\frac{7}{8}$ "	3158.029 (#5V-5) 3158.086 (#5V-5A)	3116.126 (N 3045 DV-5) 3116.043 (N 3045 V-5)	3526.019 (33459) (N 3075V)	33477
NORWALL less vent 4041.018	8 $\frac{3}{4}$ "	9 $\frac{3}{8}$ "	11"		3132.123 (N 3025-5)		73014
(old) COMPACT (F 4033)	8 $\frac{3}{4}$ "	9 $\frac{3}{8}$ "	11"		3132.107 (N 3025-2)	3525.011 (73392) (N 3075)	73021
COMPACT less vent (F 4052)	8 $\frac{3}{4}$ "	9 $\frac{3}{8}$ "	10 $\frac{5}{8}$ "	3158.011 (#5V-7) 3158.078 (#5V-7A)	3117.116 (N 3045 D-7) 3117.223 (N 3046 NV-7)		82-2
COMPACT with vent 4052.346	8 $\frac{3}{4}$ "	9 $\frac{1}{2}$ "	10 $\frac{5}{8}$ "	3158.060 (#5V-7 with soft washer) 3153.110 (#5V-7A with soft washer)	3117.157 (N 3046 V-702) 3117.017 (N 3045 DV-702)	3526.019 (33459) (N 3075 V)	
CADET and COMPTON 4049.052	8 $\frac{3}{4}$ "	9 $\frac{3}{8}$ "	10 $\frac{3}{8}$ "	3158.011 (#5V-7) 3158.078 (#5V-7A)	3137.098 (N 3025-7) 3106.317, .044 (N 3010-7) 3106.325, .085 (N 3010-72)	3525.011 (73392) (N 3075)	73170
GLENWALL with vent 4049.177	8 $\frac{3}{4}$ "	9 $\frac{1}{2}$ "	10 $\frac{5}{8}$ "		3116.019 (N 3045 DV-7) 3116.027 (N 3045 V-7)	3526.019 (33459) (N 3075 V)	33448
LUXOR with vent 2003.010	7" (5 $\frac{3}{4}$ " + 1 $\frac{1}{4}$ " includes flush valve recess	7 $\frac{1}{2}$ " (6 $\frac{1}{4}$ " + 1 $\frac{1}{4}$ " includes flush valve recess — vent is not mounted on flush valve	9 $\frac{7}{16}$ " C/L of rim supply V.B. — includes flush valve recess (8 $\frac{3}{16}$ " + 1 $\frac{1}{4}$ "	3159.019 (#6) (47049-07)	3148.053 (N 3046 LV)	33628 (N 3082)	82-2
LUXOR less vent 2003.036 CONCORD 2004.018					3148.061 (N 3046 L)	33611 (N 3080)	
ONE-PIECE 2005.031	8 $\frac{1}{8}$ "	8 $\frac{3}{4}$ "	9 $\frac{7}{8}$ "	3156.015 (#4) w/ 1/8" NPT 515	3131.075 (N 3025-1)	3521.010 (N 3071-1)	73014
CARLYLE 2010.031					3131.067 (N 3025-1D)	3521.028 (N 3071-1C)	
NEO-HEALTH 4024.014	10 $\frac{1}{8}$ "	10 $\frac{5}{8}$ "	11 $\frac{3}{4}$ "	3158.045 (#5-4) 3158.094 (#5-4A)	3134.053 (N 3025-4) 3133.055 (N 3025-3) 3106.366, .093 (N 3011-6)		73021
(old-"new") CADET (F 2112)		10 $\frac{5}{8}$ "	11 $\frac{3}{4}$ "		3136.058 (N 3025-6) 3106.341, .036 (N 3010-61) 3106.358, .077 (N 3010-63)		77-1
4050.092 LOW TANK	10 $\frac{3}{4}$ "	11 $\frac{1}{2}$ "	12 $\frac{5}{8}$ "	#5-6 #5-6A		3525.011 (73392) (N 3075)	77-1
4070.090 TANK	12"	12 $\frac{5}{8}$ "	14 $\frac{1}{8}$ "	3157.047 (#5-8) 3157.054 (#5-8A)	3138.054 (N 3025-8) 3106.333, .028 (N 3010-8)		73021
SANISTAND (F 4081)				3158.052 (#5-8SU) 3158.102 (#5-8SUA)	3106.374, .101 (N 3011-8)		77-1
WATER SAVER CADET 4059.028		6 $\frac{3}{4}$ "	7 $\frac{7}{8}$ "	3154.010 (#5-9)	3137.072 (N 3025-9) 3137.080 (N 3025-92) 3106.291 (N 3010-9) 3106.309 (N 3010-92)	3524.014 (33646) (N 3075-9)	73170

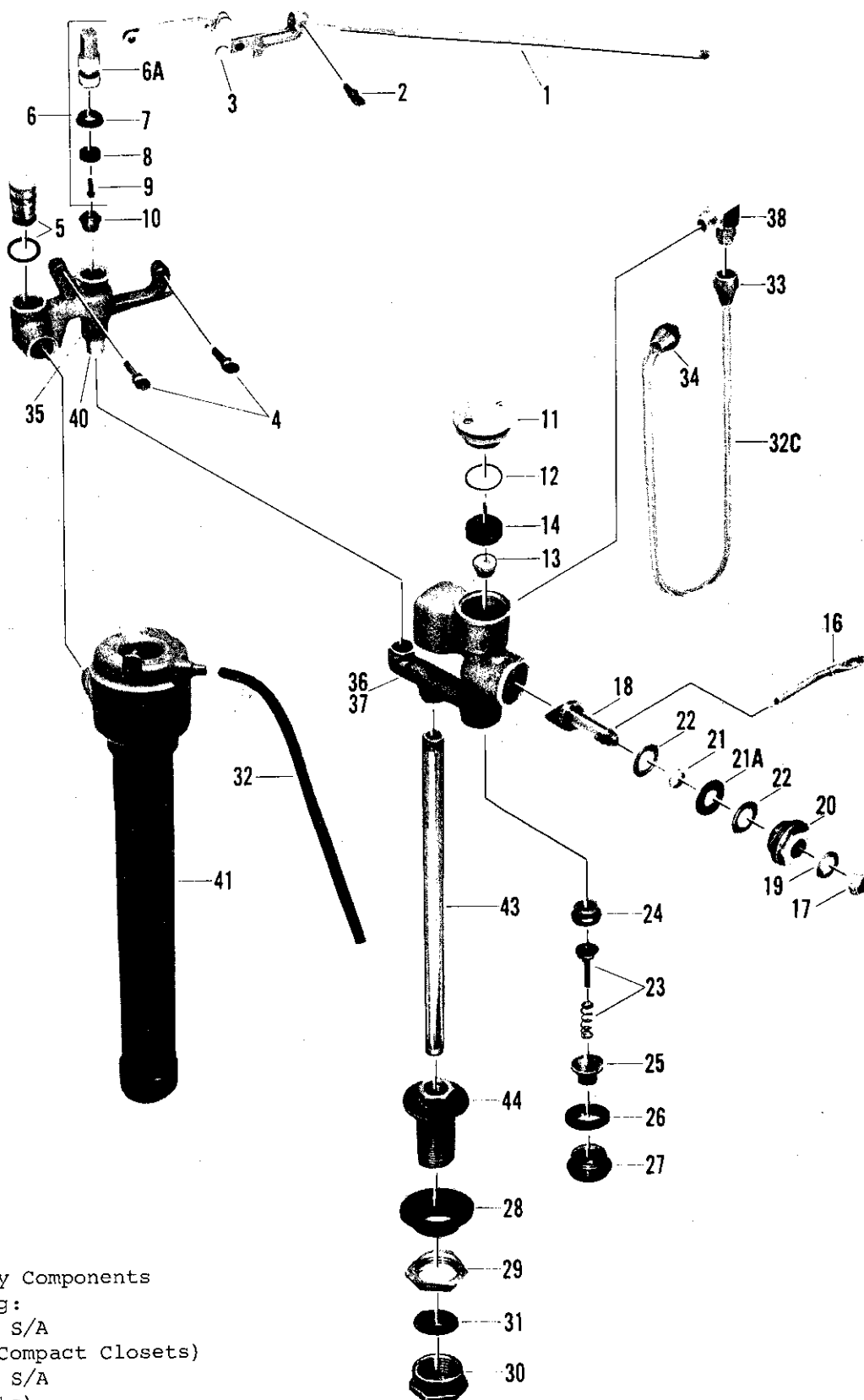
3156.031 #  
~ 1/8" NPT

AMERICAN  
STANDARD

Compact 2053 V  
3117.181  
(N 3046 V-702)

Elon. Glenwall 2093 V  
3116.167  
(N 3045 V-7)

Norwall 2090 V  
3116.159  
(N 3045-5)



## NOTE:

For Major Vent-Away Components  
Order the following:  
33488-07 Vent-Away S/A  
(for Glenwall and Compact Closets)  
33490-07 Vent-Away S/A  
(for Norwall Closets)

no.	description	part no.	Compact 2053V 3117.181 (N 3046V-702)	Elon, Glenwall 2093V 3116.167 (N 3045V-7)	Norwall 2090V 3116.159 (N 3045V-5)
1	Float Rod	82-27			
	Float Rod	33448-07			
	Float Rod	33477-07*			
2	Float Rod Thumb Screw	558-07			
3	Lever S/A	10740-07			
4	Thumb Screws (2)	557-17			
5	Volume Regulator S/A	10765-07			
6	Plunger S/A (Parts 6A,7,8,9)	8339-07			
6A	Plunger	33245-07*			
7	Plunger Washer	1853-07			
8	Stem Washer	233-17			
9	Screw	190-07			
10	Seat - Monel	1663-07			
	Seat - Nylon	1852-07*			
11	Cap	25672-07			
12	Washer	1888-07			
13	Seat	33542-07*			
14	Float	25670-07			
15	Deflector	33445-07*			
16	Arm	33476-07*			
	Arm	33513-07			
	Arm	33453-07			
	Arm	33452-07*			
17	Locknut	79-17			
18	Stem	33454-07			
19	Washer	113-17			
20	Packing Nut	33450-07			
21	Washer	64705-07			
21A	Packing Seal	64706-07			
22	Packing Washer (2)	64704-07			
23	Valve Stem S/A	12004-07			
24	Valve Seat	12002-09			
25	Screen	12248-07			
26	Gasket	12007-07			
27	Plug	12268-07			
28	Base Gasket	73477-07*			
	Shank Washer	1028-07			
29	Shank Locknut	73478-07*			
	Shank Locknut	24401-07			
30	Coupling Nut	226-47			
31	Coupling Washer	125-07			
32	Refill Tube	70450-07*			
	Refill Tube	70451-07*			
	Refill Tube	70452-07			
	Refill Tube	70453-07			
32A	Refill Tube Clip	72989-07*			
32B	Supply Tube S/A	33626-07*			
32C	Supply Tube S/A	33442-07			
33	Swivel	33132-07*			
34	Nut	24970-07*			
35	Body	33635-07*			
36	Body	33443-07*			
37	Body	33269-07*			
38	Male Elbow	33252-07			
39	Adaptor	33636-07*			
40	Nipple	33456-07*			
41	Backflow Preventor	25625-07			
	Backflow Preventor	33469-07			
	Backflow Preventor	33470-07			
42A	Sheath Tube S/A	33621-07*			
42B	Sheath Tube S/A	33403-07*			
42C	Sheath Tube S/A	33609-07*			
43	Shank Extension	33623-07*			
	Shank Extension	33186-07*			
	Shank Extension	33447-07*			
	Shank Extension	33463-07*			
	Shank Extension	33606-07*			
44	Shank	73483-07*			
	Shank	32994-07*			
45	Lock Ring Washer	73473-07*			
46	Lock Ring	73472-07*			

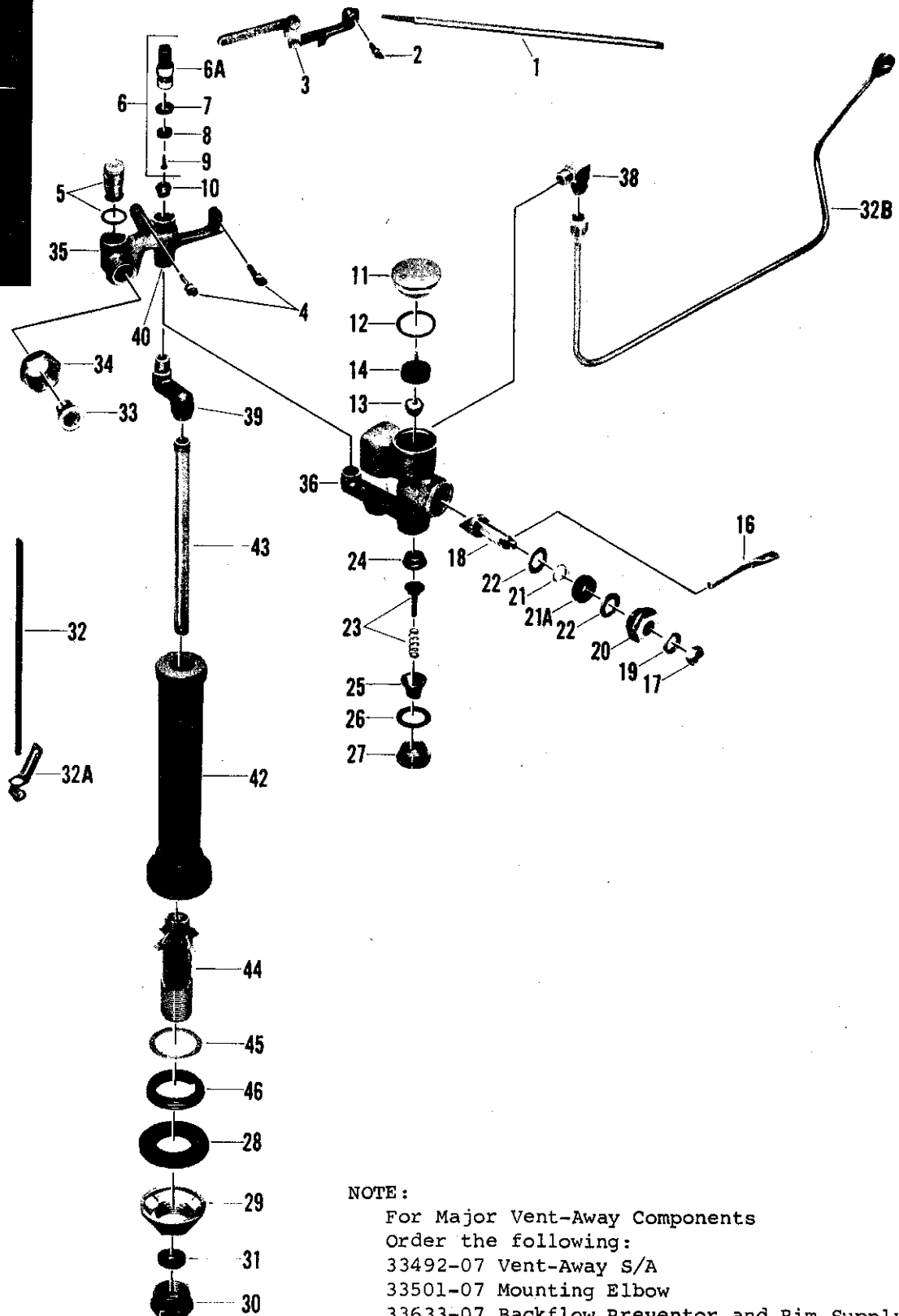
\* NOT AVAILABLE

Repair Kit (Parts 6 and 10) - #12981-09



Luxor 2003 V  
3148.053  
(N 3046 LV)

Luxor 2003 NV  
Concord 2004  
3148.061  
(N 3046 L)



## NOTE:

For Major Vent-Away Components  
Order the following:

33492-07 Vent-Away S/A

33501-07 Mounting Elbow

33633-07 Backflow Preventor and Rim Supply

no.	description	part no.	Luxor 2003V 3148.053 (N 3046LV)	Luxor 2003NV Concord 2004 3148.061 (N 3046L)
1	Float Rod	82-27		
	Float Rod	33448-07*		
	Float Rod	33477-07*		
2	Float Rod Thumb Screw	558-07		
3	Lever S/A	10740-07		
4	Thumb Screws (2)	557-17		
5	Volume Regulator S/A	10765-07		
6	Plunger S/A (Parts 6A,7,8,9)	8339-07		
6A	Plunger	33245-07*		
7	Plunger Washer	1853-07		
8	Stem Washer	233-17		
9	Screw	190-07		
10	Seat - Monel	1663-07		
	Seat - Nylon	1852-07*		
11	Cap	25672-07		
12	Washer	1888-07		
13	Seat	33542-07		
14	Float	25670-07		
15	Deflector	33445-07*		
16	Arm	33476-07		
	Arm	33513-07*		
	Arm	33453-07*		
	Arm	33452-07*		
17	Locknut	79-17		
18	Stem	33454-07		
19	Washer	113-17		
20	Packing Nut	33450-07		
21	Washer	64705-07		
21A	Packing Seal	64706-07		
22	Packing Washer (2)	64704-07		
23	Valve Stem S/A	12004-07		
24	Valve Seat	12002-09		
25	Screen	12248-07		
26	Gasket	12007-07		
27	Plug	12268-07		
28	Base Gasket	73477-07		
	Shank Washer	1028-07*		
29	Shank Locknut	73478-07		
	Shank Locknut	24401-07*		
30	Coupling Nut	226-47		
31	Coupling Washer	125-07		
32	Refill Tube	70450-07		
	Refill Tube	70451-07		
	Refill Tube	70452-07*		
	Refill Tube	70453-07*		
32A	Refill Tube Clip	72989-07		
32B	Supply Tube S/A	33626-07		
32C	Supply Tube S/A	33442-07*		
33	Swivel	33132-07*		
34	Nut	24970-07		
35	Body	33635-07*		
36	Body	33443-07*		
37	Body	33269-07*		
38	Male Elbow	33252-07		
39	Adaptor	33636-07*		
40	Nipple	33456-07*		
41	Backflow Preventor	25625-07*		
	Backflow Preventor	33469-07*		
	Backflow Preventor	33470-07*		
42A	Sheath Tube S/A	33621-07*		
42B	Sheath Tube S/A	33403-07*		
42C	Sheath Tube S/A	33609-07*		
43	Shank Extension	33623-07*		
	Shank Extension	33186-07*		
	Shank Extension	33447-07*		
	Shank Extension	33463-07*		
	Shank Extension	33606-07*		
44	Shank	73483-07		
	Shank	32994-07*		
45	Lock Ring Washer	73473-07		
46	Lock Ring	73472-07		

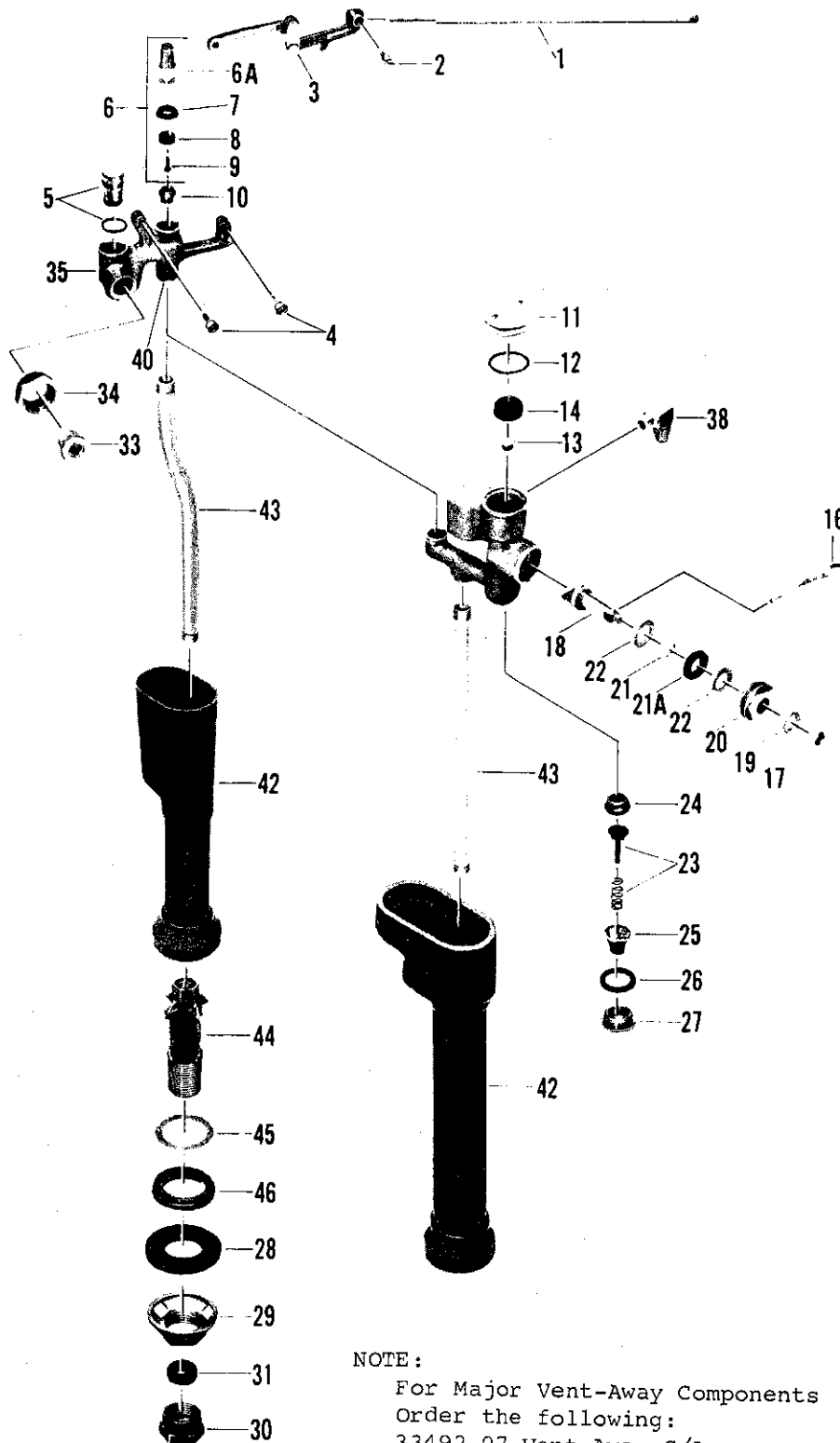
Repair Kit (Parts 6 and 10) - #12981-09

• NOT AVAILABLE



Luxor 2002 V  
(N 3045 LV)

Luxor 2002  
(N 3045 L)



**NOTE:**

For Major Vent-Away Components  
Order the following:  
33492-07 Vent-Away S/A  
33501-07 Mounting Elbow



# KISSLER & CO., INC.

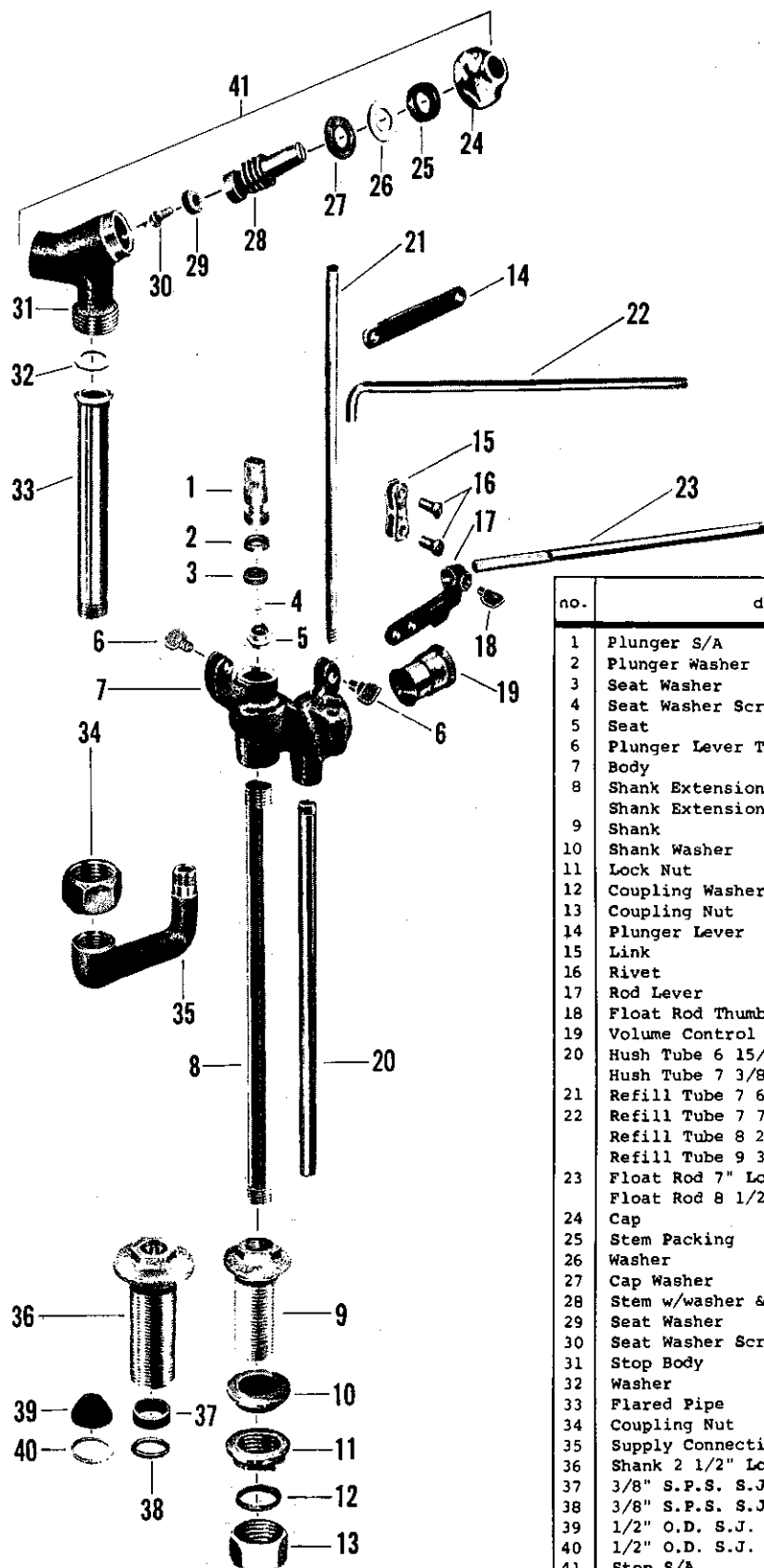
## Toilet Tank Fittings

no.	description	part no.	Obsolete Luxor 2002V (N 3045LV)	Obsolete Luxor 2002 (N 3045L)
1	Float Rod	82-27		
	Float Rod	33448-07*		
	Float Rod	33477-07*		
2	Float Rod Thumb Screw	558-07		
3	Lever S/A	10740-07		
4	Thumb Screws (2)	557-17		
5	Volume Regulator S/A	10765-07		
6	Plunger S/A (Parts 6A,7,8,9)	8339-07		
6A	Plunger	33245-07*		
7	Plunger Washer	1853-07		
8	Stem Washer	233-17		
9	Screw	190-07		
10	Seat - Monel	1663-07*		
	Seat - Nylon	1852-07		
11	Cap	25672-07		
12	Washer	1888-07		
13	Seat	33542-07		
14	Float	25670-07		
15	Deflector	33445-07*		
16	Arm	33476-07		
	Arm	33513-07*		
	Arm	33453-07*		
	Arm	33452-07*		
17	Locknut	79-17		
18	Stem	33454-07		
19	Washer	113-17		
20	Packing Nut	33450-07		
21	Washer	64705-07		
21A	Packing Seal	64706-07		
22	Packing Washer (2)	64704-07		
23	Valve Stem S/A	12004-07		
24	Valve Seat	12002-09		
25	Screen	12248-07		
26	Gasket	12007-07		
27	Plug	12268-07		
28	Base Gasket	73477-07		
	Shank Washer	1028-07*		
29	Shank Locknut	73478-07		
	Shank Locknut	24401-07*		
30	Coupling Nut	226-47		
31	Coupling Washer	125-07		
32	Refill Tube	70450-07		
	Refill Tube	70451-07		
	Refill Tube	70452-07*		
	Refill Tube	70453-07*		
32A	Refill Tube Clip	72989-07*		
32B	Supply Tube S/A	33626-07*		
32C	Supply Tube S/A	33442-07*		
33	Swivel	33132-07*		
34	Nut	24970-07		
35	Body	33635-07*		
36	Body	33443-07*		
37	Body	33269-07*		
38	Male Elbow	33252-07		
39	Adaptor	33636-07*		
40	Nipple	33456-07*		
41	Backflow Preventor	25625-07*		
	Backflow Preventor	33469-07*		
	Backflow Preventor	33470-07*		
42A	Sheath Tube S/A	33621-07*		
42B	Sheath Tube S/A	33403-07*		
42C	Sheath Tube S/A	33609-07*		
43	Shank Extension	33623-07*		
	Shank Extension	33186-07*		
	Shank Extension	33447-07*		
	Shank Extension	33463-07*		
	Shank Extension	33606-07*		
44	Shank	73483-07		
	Shank	32994-07*		
45	Lock Ring Washer	73473-07		
46	Lock Ring	73472-07		

Repair Kit (Parts 6 and 10) - #12962-09

• NOT AVAILABLE





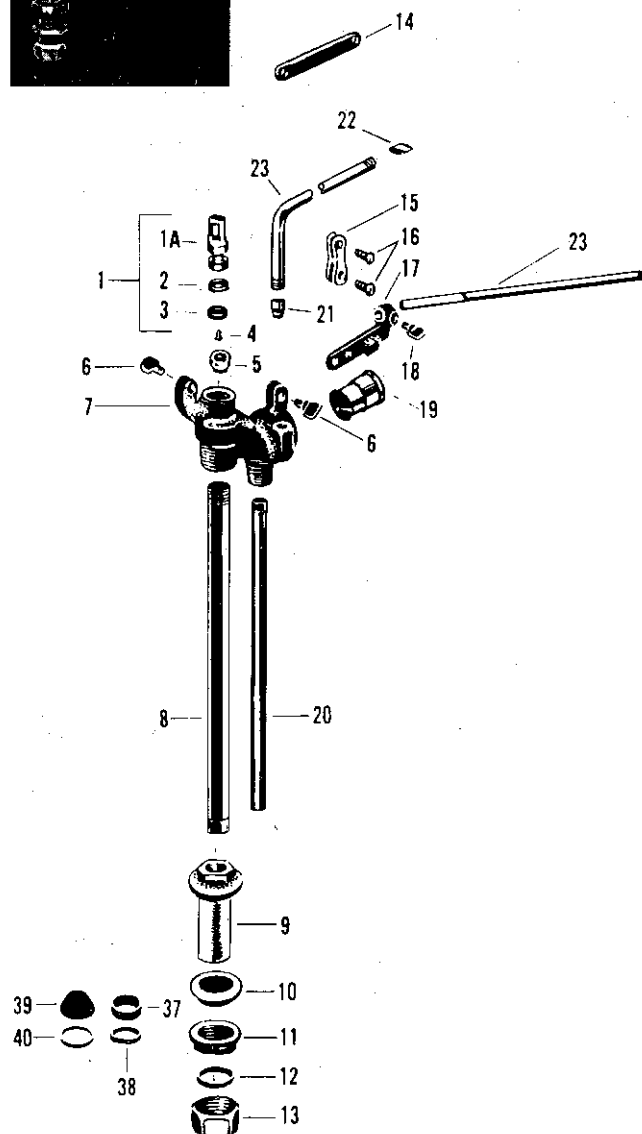

3106 Series (N 3010)  
with copper hush tube

no.	description	part no.	N 3010	N 3000
1	Plunger S/A	8339-07		
2	Plunger Washer	1853-07		
3	Seat Washer	233-17		
4	Seat Washer Screw	190-07		
5	Seat Nylon 1852-07, Monel 1663-07			
6	Plunger Lever Thumb Screw	557-17		
7	Body	33279-07*		
8	Shank Extension 7 3/4" Long	33227-07*		
9	Shank Extension 8 3/4" Long	33087-07		
10	Shank	32994-07*		
11	Shank Washer	1028-07		
12	Lock Nut	24401-07		
13	Coupling Washer	125-07		
14	Coupling Nut	226-47		
15	Plunger Lever	33104-07*		
16	Link	1085-27		
17	Rivet	1008-17		
18	Rod Lever	32454-07*		
19	Float Rod Thumb Screw	558-07		
20	Volume Control Stem S/A	10756-07		
21	Hush Tube 6 15/16" Long	33248-07		
22	Hush Tube 7 3/8" Long	33088-07		
23	Refill Tube 7 61/64" Long (Straight)	33229-07		
24	Refill Tube 7 7/8" Long (Bent)	33232-07		
25	Refill Tube 8 21/64" Long (Bent)	33231-07		
26	Refill Tube 9 3/8" Long (Bent)	33233-07		
27	Float Rod 7" Long	77-17		
28	Float Rod 8 1/2" Long	33230-07		
29	Cap	21436-02		
30	Stem Packing	1311-07		
31	Washer	21625-07		
32	Cap Washer	1863-07		
33	Stem w/washer & Screw	31315-07		
34	Seat Washer	441-07		
35	Seat Washer Screw	169-07		
36	Stop Body	32467-07*		
37	Washer	125-07		
38	Flared Pipe	43701-07		
39	Coupling Nut	24202-07		
40	Supply Connection	33118-07		
41	Shank 2 1/2" Long	32978-07		
	3/8" S.P.S. S.J. Washer	117-07		
	3/8" S.P.S. S.J. Friction Ring	359-07		
	1/2" O.D. S.J. Washer	411-37		
	1/2" O.D. S.J. Friction Ring	73030-07		
	Stop S/A	2880-07		
Sub-assemblies				
Lever S/A (Parts 14,15,16,17)		10740-07		

# KISSLER & CO., INC.

## AMERICAN-STANDARD Plumbing Fittings Replacement Parts

### TOILET Tank Water Control—3106 series



Item No.	Part No.	Description
1.	8339.07	Plunger S/A
1A*	33246.07	Plunger
2.	1853.07	"U" Cup
3.	233.17	Seat washer
4.	33268.07	Screw
5.	1852.07	Seat (mylon)
	1663.07	Seat (morel)
6.	557.17	Thumb screw
7.*	33259.07	Body
8.	33263.07	Shank extension 7.57 long
	33266.07	Shank extension 8.57 long
9.	32974.07	Shank
10.	1028.07	Shank washer
11.	11383.07	Locknut
12.	125.07	Coupling washer
13.	226.47	Coupling nut
14.*	33104.07	Plunger lever
15.*	1085.27	Link
16.*	1008.17	Rivet
17.*	32454.07	Rod lever
18.	558.07	Thumb screw
19.	10756.07	Volume control S/A
20.	33249.07	Hush tube 6.94 long
21.	30091.07	Adaptor
22.	72989.07	Clip
23.	33230.07	Float rod 8½" long
	77.17	Float rod 7" long
	117.07	¾" S.P.S. S.J. washer
37.	359.07	¾" S.P.S. S.J. friction washer
38.	411.37	½" O.D. S.J. washer
39.	73030.07	½" O.D. S.J. friction washer
40.		

#### Sub-Assemblies

10740.07	Lever S/A (parts 14, 15, 16, 17)
12962.09	Repair kit (parts 1 thru 5)

\*Not available as repair part

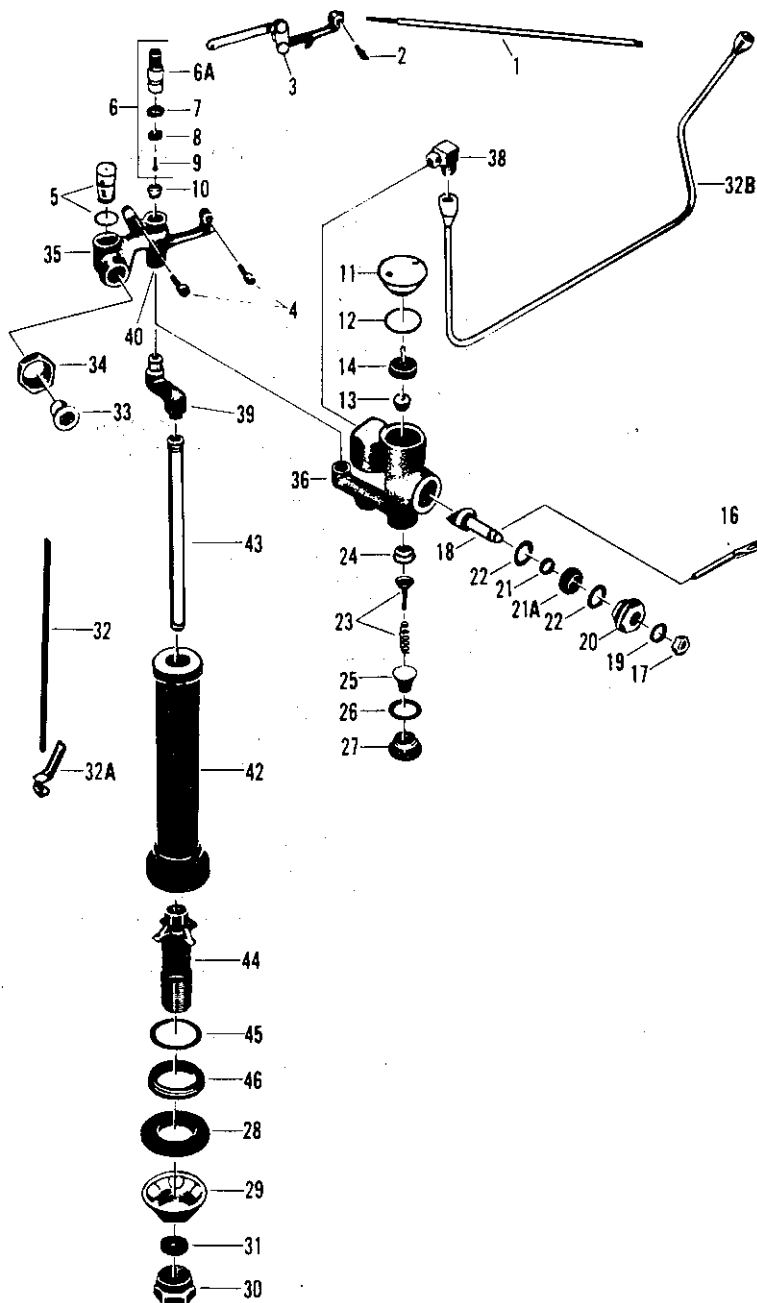
Order by part number

# KISSLER & CO., INC.

## AMERICAN-STANDARD Plumbing Fittings Replacement Parts

### TOILET Tank Water Control for Roma one-piece Toilet—3148 series

Part Nos. 47135-07 (Vent-away) 47136-07 (Non vent)



Item No.	Part No.	Description
1.	82.7	Float rod
2.	558.07	Float rod thumb screw
3.	10740.07	Lever S/A
4.	10557.17	Thumb screws (2)
5.	10765.07	Volume regulator S/A
6.	8339.07	Plunger S/A (parts 6A, 7, 8, 9)
6A.	33245.07*	Plunger
7.	1853.07	Plunger washer
8.	233.17	Stem washer
9.	190.07	Screw
10.	1663.07	Seat-Monel
11.	25672.07	Cap
12.	1888.07	Washer
13.	33542.07	Seat
14.	25670.07	Float
16.	33476.07	Arm
17.	79.17	Locknut
18.	33454.07	Stem
19.	113.07	Washer
20.	33450.07	Packing nut
21.	64705.07	Washer
21A.	64706.07	Packing seal
22.	64704.07	Packing washer (2)
23.	12004.07	Valve stem S/A
24.	12002.09	Valve seat
25.	12248.07	Screen
26.	12007.07	Gasket
27.	12268.07	Plug
28.	73477.07	Base gasket
29.	73478.07	Shank locknut
30.	226.47	Coupling nut
31.	125.07	Coupling washer
32.	70450.07	Refill tube (non-vent)
	72541.07	Refill tube (vent-away)
32A.	72989.07	Refill tube clip (non-vent)
32B.	33626.07	Supply tube S/A (vent-away)
33.	33132.07	Swivel
34.	24970.07	Nut
35.*	33635.07	Body
36.*	33443.07	Body
38.	33252.07	Male elbow (vent-away)
39.*	33636.07	Adaptor (non-vent)
40.*	33456.07	Nipple
42.*	33621.07	Sheath tube S/A
43.*	33623.07	Shank extension
44.	43483.07	Shank
45.	73473.07	Lock ring washer
46.	73472.07	Lock ring

\*Not available as repair part.

12981.09 Repair kit (parts 6 and 10)

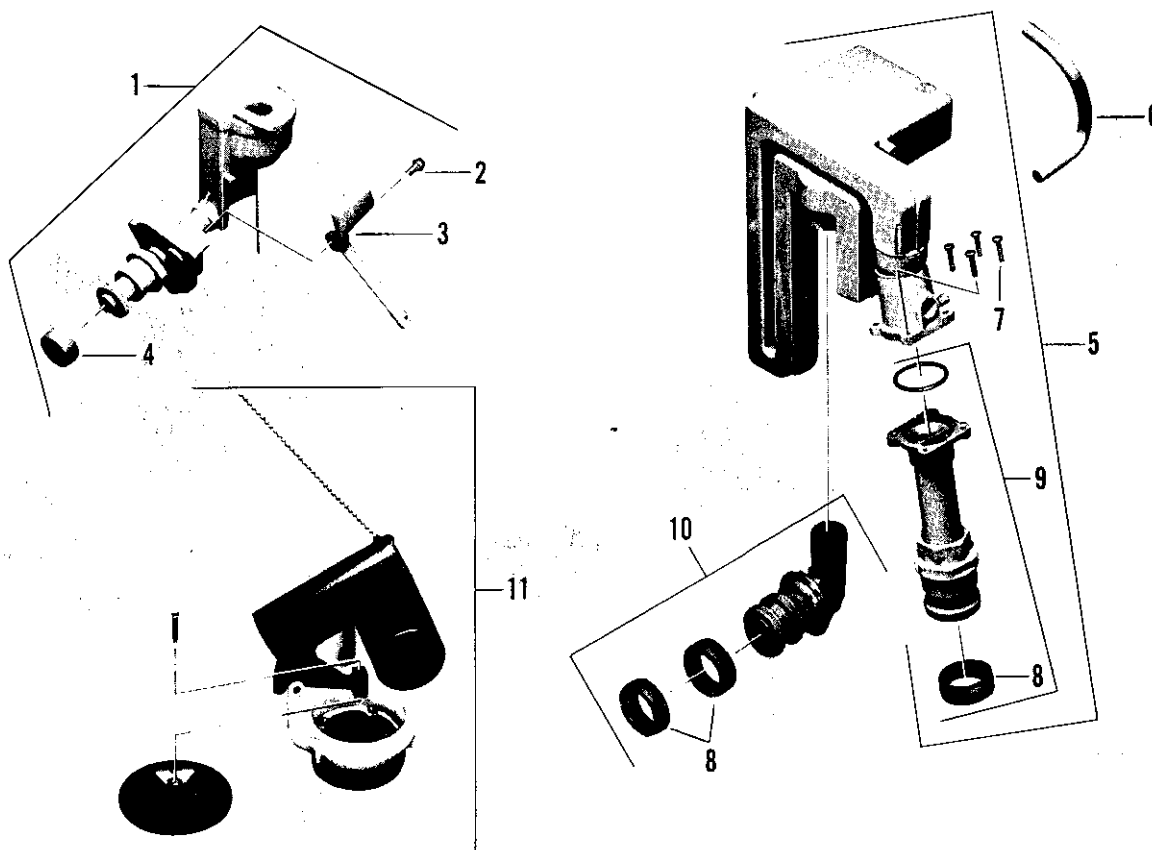
Note: For major vent-away components, order the following:

33492.07 Vent-away S/A  
33633.07 Back flow preventor and rim supply

Order by part number

2003 V

2090 V



no.	description	part no.	2003V	2090V
1	Back Flow Preventer S/A	33633-07		
2	Screw	33334-07		
3	Paddle Lever	33409-07		
4	Rubber Seal	33420-07		
5	Ventilator S/A	33492-07		
	Ventilator S/A	33490-07		
6	Vacuum Tube	33457-07		
7	Mounting Screws (4)	33253-07*		
8	Rubber Seal	33496-07		
9	Discharge Tube S/A	47054-07		
10	Mounting Elbow S/A	33501-07		
11	Flush Valve #6	47049-07**		

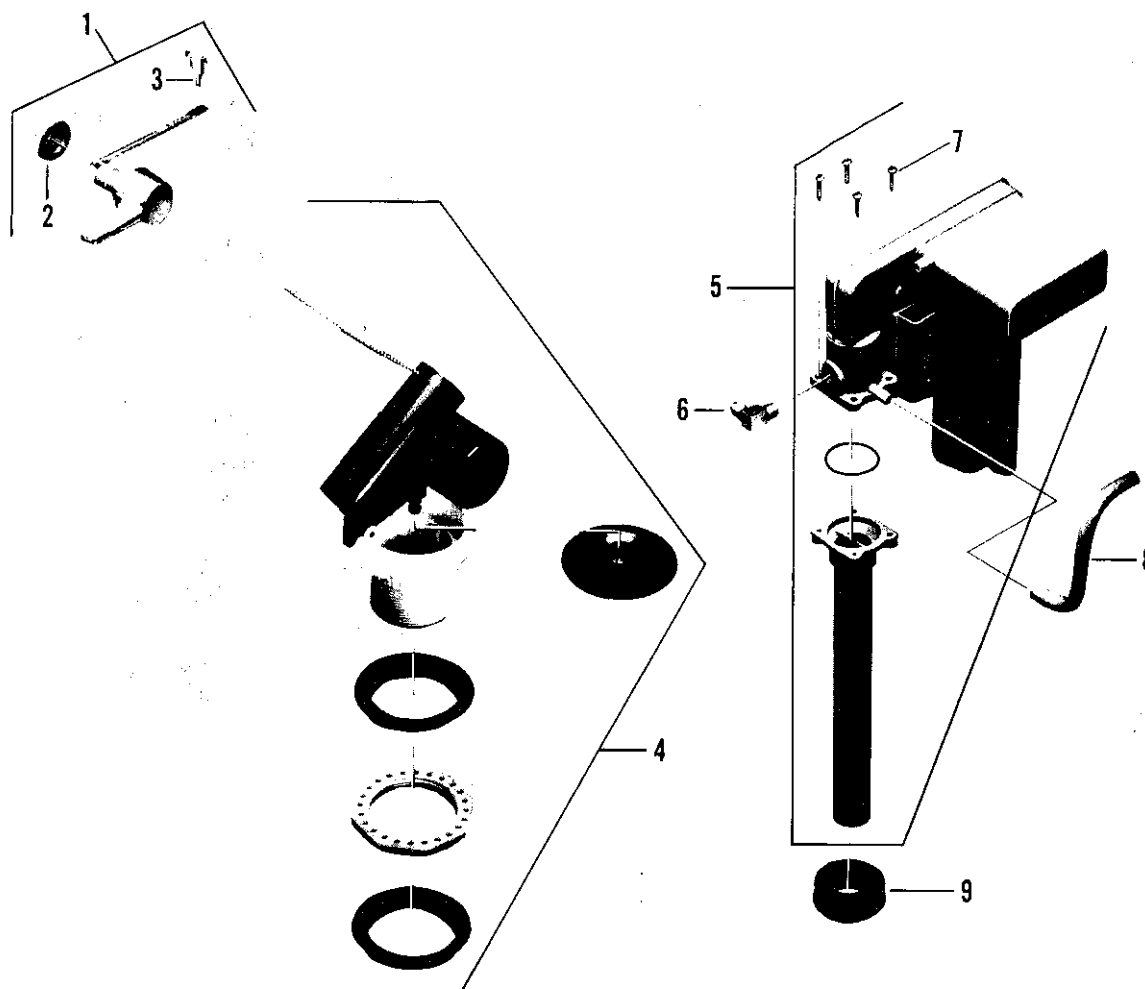
• NOT AVAILABLE

\*\*See page number 3-32 for components.

Note - For NON-VENTILATED components use items 1 through 4 and item 11. For water control parts see page 3-5 for 2003V and page 3-3 for 2090V

4052  
Compact

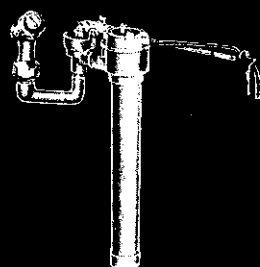
2093  
Glenwall



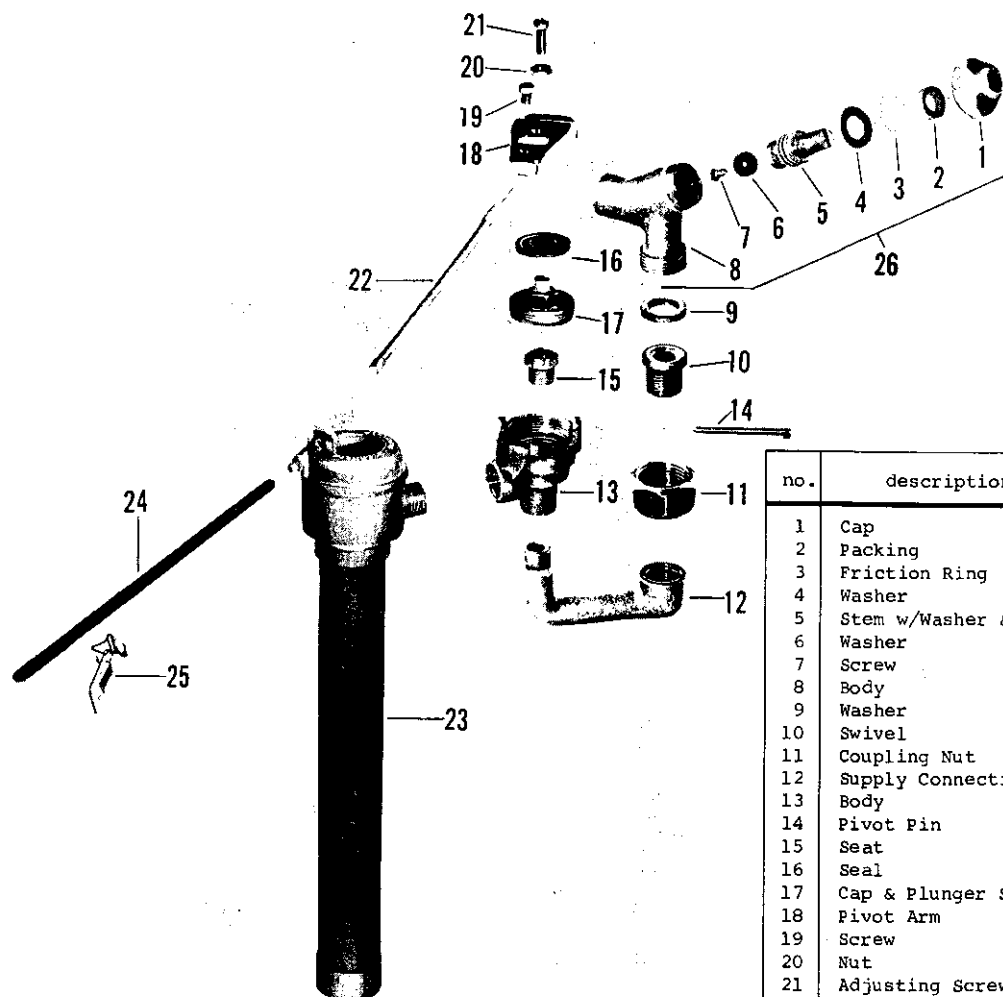
no.	description	part no.	4052 Compact	2093 Glenwall
1	Trip Lever S/A	33459-02		
2	Lock Nut	73081-07		
3	Retainer	73389-07		
4	Flush Valve S/A	47089-07		
	Flush Valve S/A (3158.086)	See page 3-3		
5	Ventilator S/A	33488-07		
6	Male Elbow	33252-07		
7	Screws	33253-07*		
8	Vacuum Tube	33457-07		
9	Gasket	33455-07		

\* NOT AVAILABLE

Note - For Water Control parts see page 3-3.



3147.014 (N 3025-96)  
3147.022 (N 3025-98)



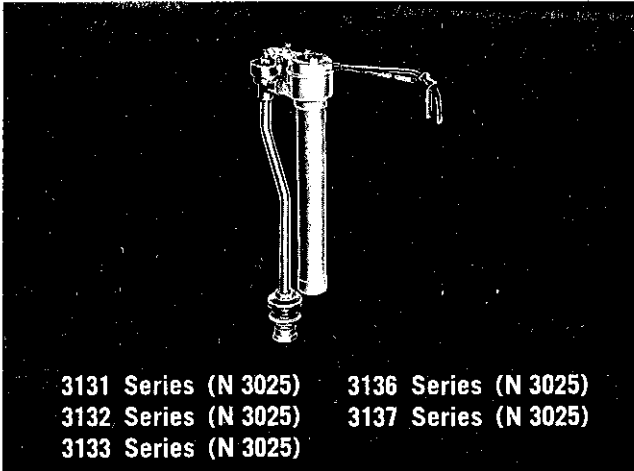
no.	description	part no.	N 3025-9
1	Cap	21436-02	
2	Packing	1311-07	
3	Friction Ring	21625-07	
4	Washer	1863-07	
5	Stem w/Washer & Screw	31315-07	
6	Washer	441-07	
7	Screw	169-07	
8	Body	32467-07*	
9	Washer	125-07	
10	Swivel	33132-07*	
11	Coupling Nut	24202-07	
12	Supply Connection	33131-07*	
13	Body	73001-07*	
14	Pivot Pin	73018-07	
15	Seat	73002-07	
16	Seal	73070-07	
17	Cap & Plunger S/A	70422-07	
18	Pivot Arm	73019-09	
19	Screw	73017-05	
20	Nut	73016-05	
21	Adjusting Screw	73255-05	
22	Float Rod	73020-07	
	Float Rod for N-3018-8 & N-3025-98	73021-07	
23	Backflow Preventer	73037-07	
24	Refill Tube	73022-07	
25	Tube Clip	73027-07	
26	Stop S/A	2880-07*	

Repair Kit (Parts 15,16 & 17) - #12971-09

\* NOT AVAILABLE

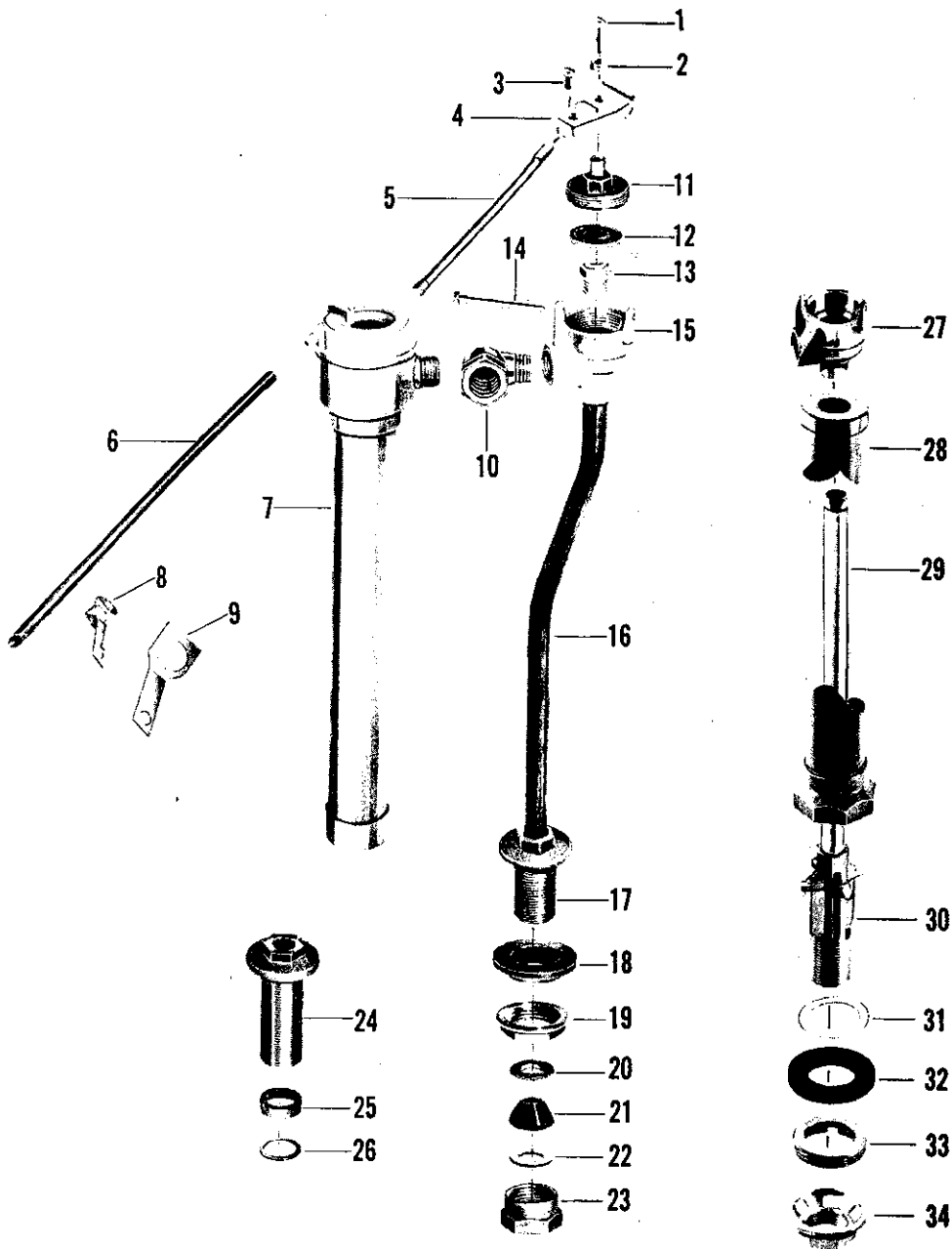
# Toilet Tank Fittings

# KISSLER & CO., INC.



3131 Series (N 3025)  
3132 Series (N 3025)  
3133 Series (N 3025)

3136 Series (N 3025)  
3137 Series (N 3025)





no.	description	part no.	N 3025	N3025-1D
1	Screw	73255-05		
2	Nut	73016-05		
3	Screw	73017-05		
4	Pivot Arm	73019-09		
5	Float Rod - 11" Long	73014-07		
	Float Rod - 8 1/2" Long	73021-07		
6	Refill Tube - 8 1/2" Long	73023-07		
	Refill Tube - 11" Long	73025-07		
	Refill Tube - 6" Long	73455-07		
	Refill Tube - 7" Long	73022-07		
7	Backflow Preventer S/A - 8 1/16" Long	73040-07		
	Backflow Preventer S/A - 9 3/16" Long	73035-07		
	Backflow Preventer S/A - 9 15/16" Long	73036-07		
	Backflow Preventer S/A - 9 15/16" Long	73039-07		
	Backflow Preventer S/A - 10 13/16" Long	73037-07		
	Backflow Preventer S/A - 8 13/16" Long	73424-07		
	Backflow Preventer S/A - 12 5/16" Long	73038-07*		
	Backflow Preventer S/A - 8 1/16" Long	73480-07*		
8	Tube Clip	73027-07		
9	Tube Guide	73026-07		
10	Elbow	73049-07		
11	Cap & Plunger S/A	70422-07		
12	Seal	73070-07		
13	Seat	73002-07		
14	Pivot Pin	73018-07		
15	Body	73001-07*		
16	Shank Extension - 9" Long	73007-07*		
	Shank Extension - 10" Long	73008-07*		
	Shank Extension - 10 7/8" Long	73009-07*		
	Shank Extension - 10 7/8" Long	73121-17*		
	Shank Extension - 10" Long	73120-17*		
	Shank Extension - 11 3/4" Long	73010-07*		
	Shank Extension - 9 3/4" Long	73422-17*		
	Shank Extension - 13 1/4" Long	73011-07*		
17	Shank	32994-07*		
18	Washer	1028-07		
19	Lock Nut	24401-07		
20	Washer	125-07		
21	Washer	411-37		
22	Friction Ring	73030-07		
23	Coupling Nut	226-47		
24	Shank - 2 1/2" Long	32978-07*		
25	Washer	117-07		
26	Friction Ring	359-07		
27	Body	73481-07*		
28	Sheath Tube S/A	73475-07*		
29	Shank Extension	73479-07*		
30	Shank	73483-07*		
31	Gasket	73473-07		
32	Gasket	73477-07		
33	Lock Ring	73472-07		
34	Shank Lock Nut	73478-07		

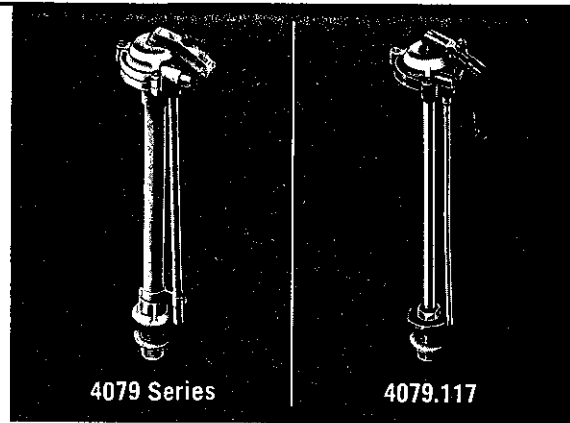
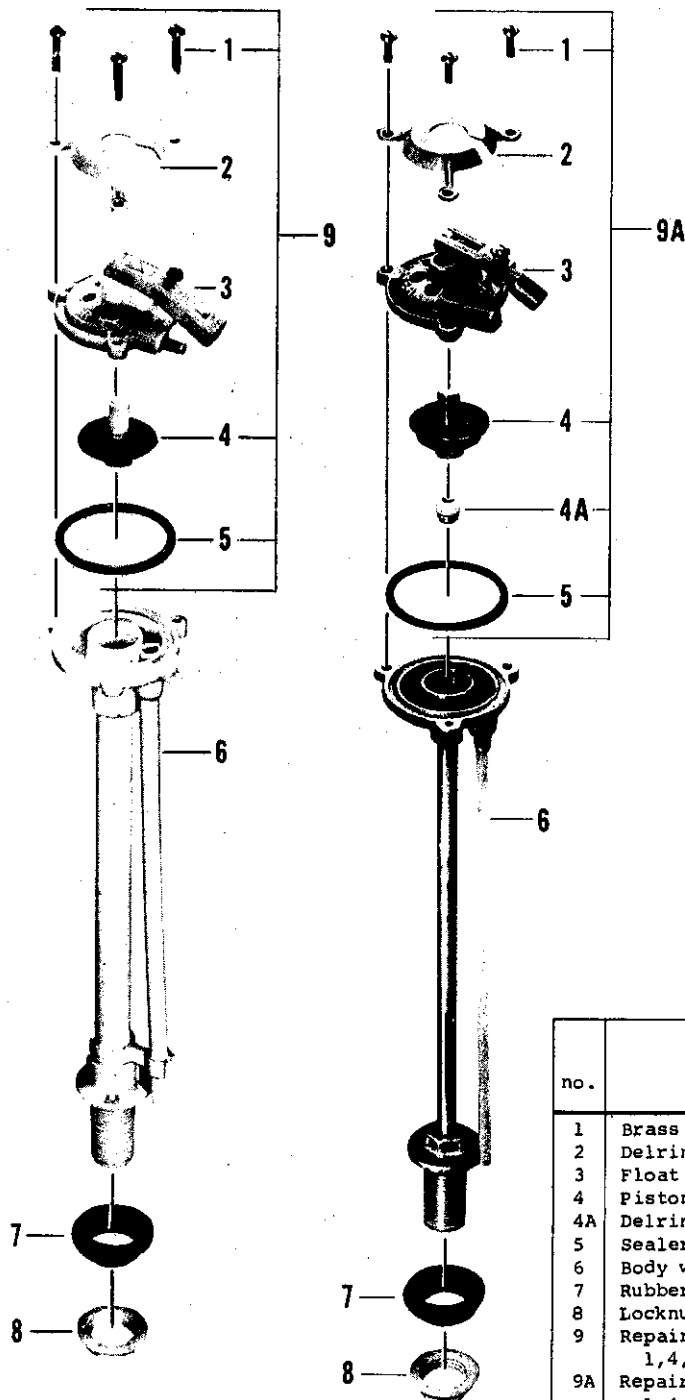
Repair Kit consisting of parts 11,12 & 13 - #12971-09

• NOT AVAILABLE

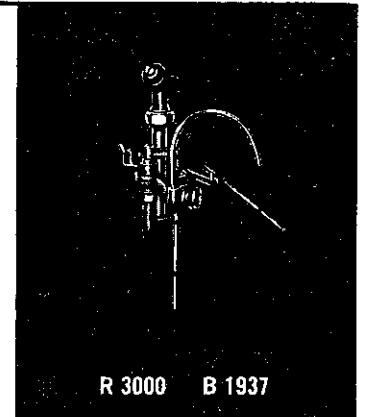
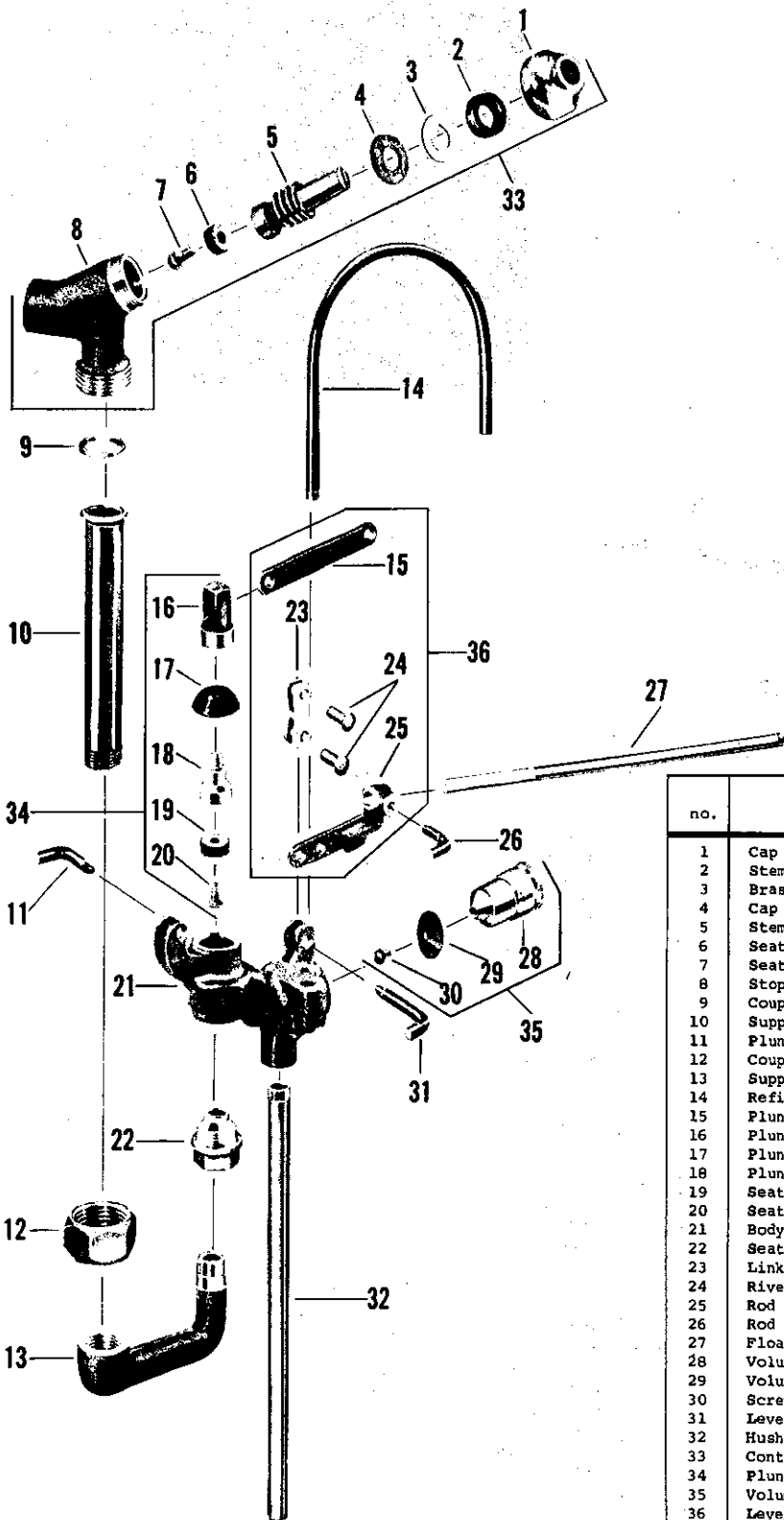
# Toilet Tank Fittings

for Plebe Toilet

# KISSLER & CO., INC.



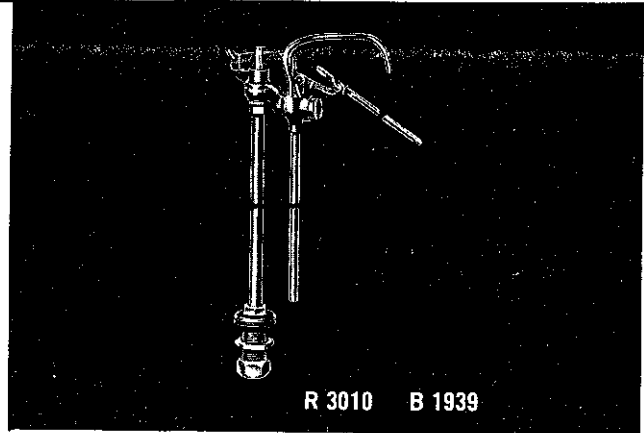
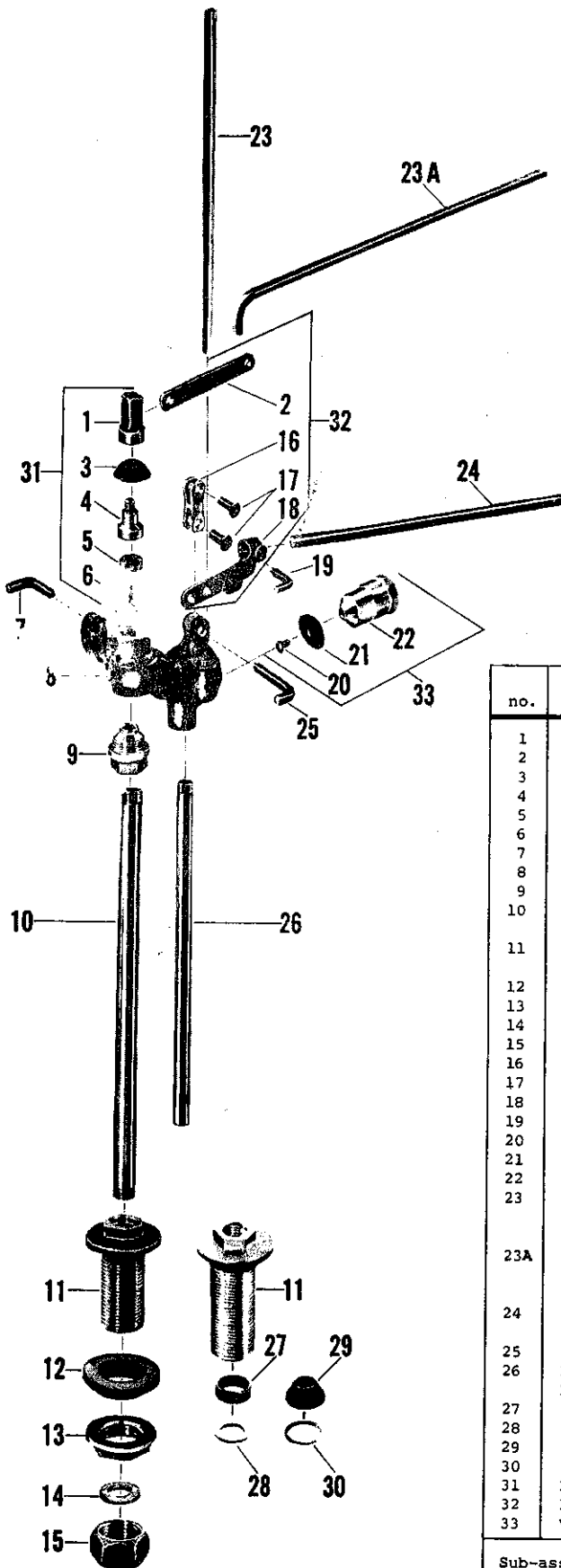
no.	description	part no.	4079 Series Delrin	4079.117 Brass
1	Brass Screws	Not Available		
2	Delrin Cover	Not Available		
3	Float Rod Lever Arm & Top	Not Available		
4	Piston & Washer Assembly	Not Available		
4A	Delrin Seat	Not Available		
5	Sealer Ring	Not Available		
6	Body w/Shank	Not Available		
7	Rubber Shank Washer	1028-07		
8	Locknut	24401-07		
9	Repair Kit Includes Items 1, 4, and 5 only	34606-07		
9A	Repair Kit Includes Items 1, 4, 4A, and 5 only	34628-07		



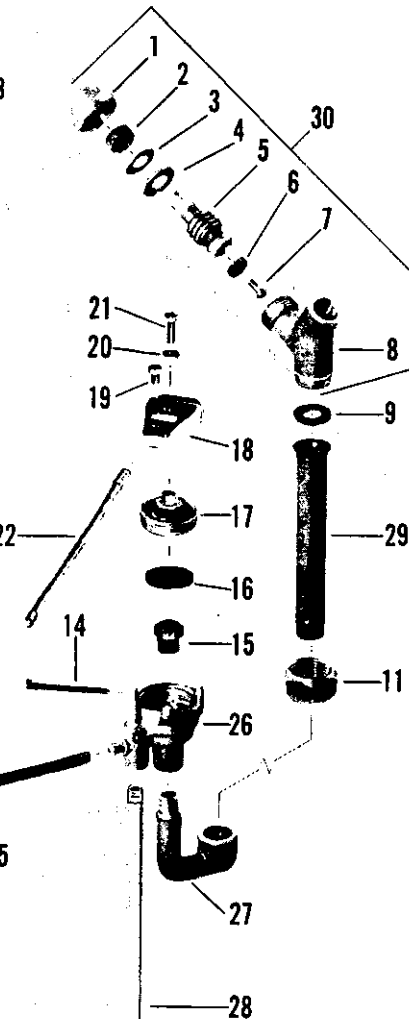
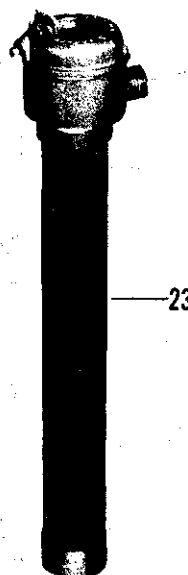
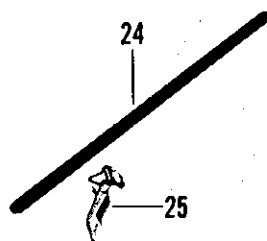
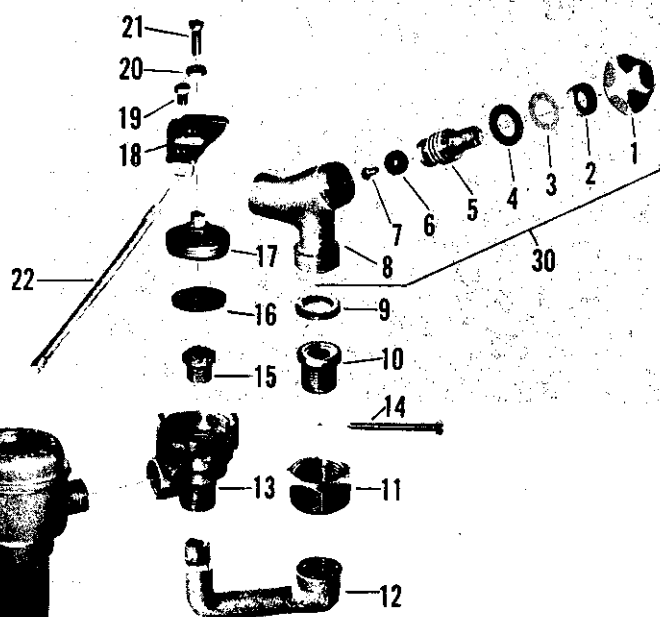
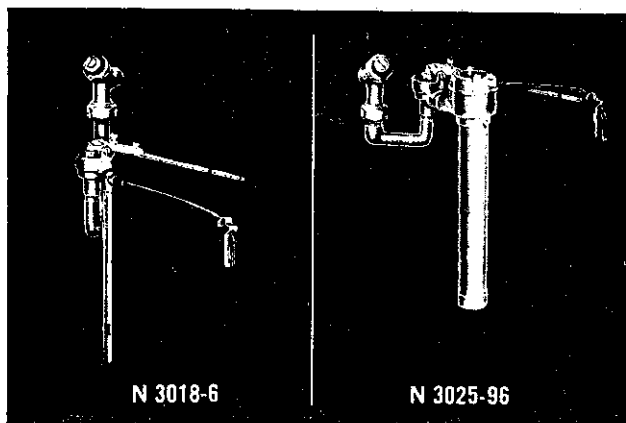
no.	description	part no.	R 3000 B 1937
1	Cap	21436-07	
2	Stem Packing	1311-07	
3	Brass Washer	21625-08	
4	Cap Washer	125-07	
5	Stem w/washer & Screw	21679-08	
6	Seat Washer	441-07	
7	Seat Washer Screw	159-17	
8	Stop Body	32467-08	
9	Coupling Washer	125-07	
10	Supply Pipe	43701-08	
11	Plunger Lever Thumbscrew	1223-27	
12	Coupling Nut	24202-08	
13	Supply Connection	33118-08	
14	Refill Tube	32719-08	
15	Plunger Lever	33104-08	
16	Plunger Top	33085-08	
17	Plunger Cup Washer	20-17	
18	Plunger Bottom w/washer & Screw	33084-08	
19	Seat Washer	233-17	
20	Seat Washer Screw	190-07	
21	Body	32879-08	
22	Seat	33083-04	
23	Link	1085-28	
24	Rivet	1008-17	
25	Rod Lever	32484-08	
26	Rod Lever Thumbscrew	99-17	
27	Float Rod	77-17	
28	Volume Control Stem	1308-17	
29	Volume Control Washer	379-17	
30	Screw	352-07	
31	Lever Thumbscrew	1219-27	
32	Hush Tube	33088-08	
33	Control Stop S/A	2880-08	
34	Plunger S/A	10737-08	
35	Volume Control Stem S/A	10736-08	
36	Lever S/A	10735-08	

Sub-assembly

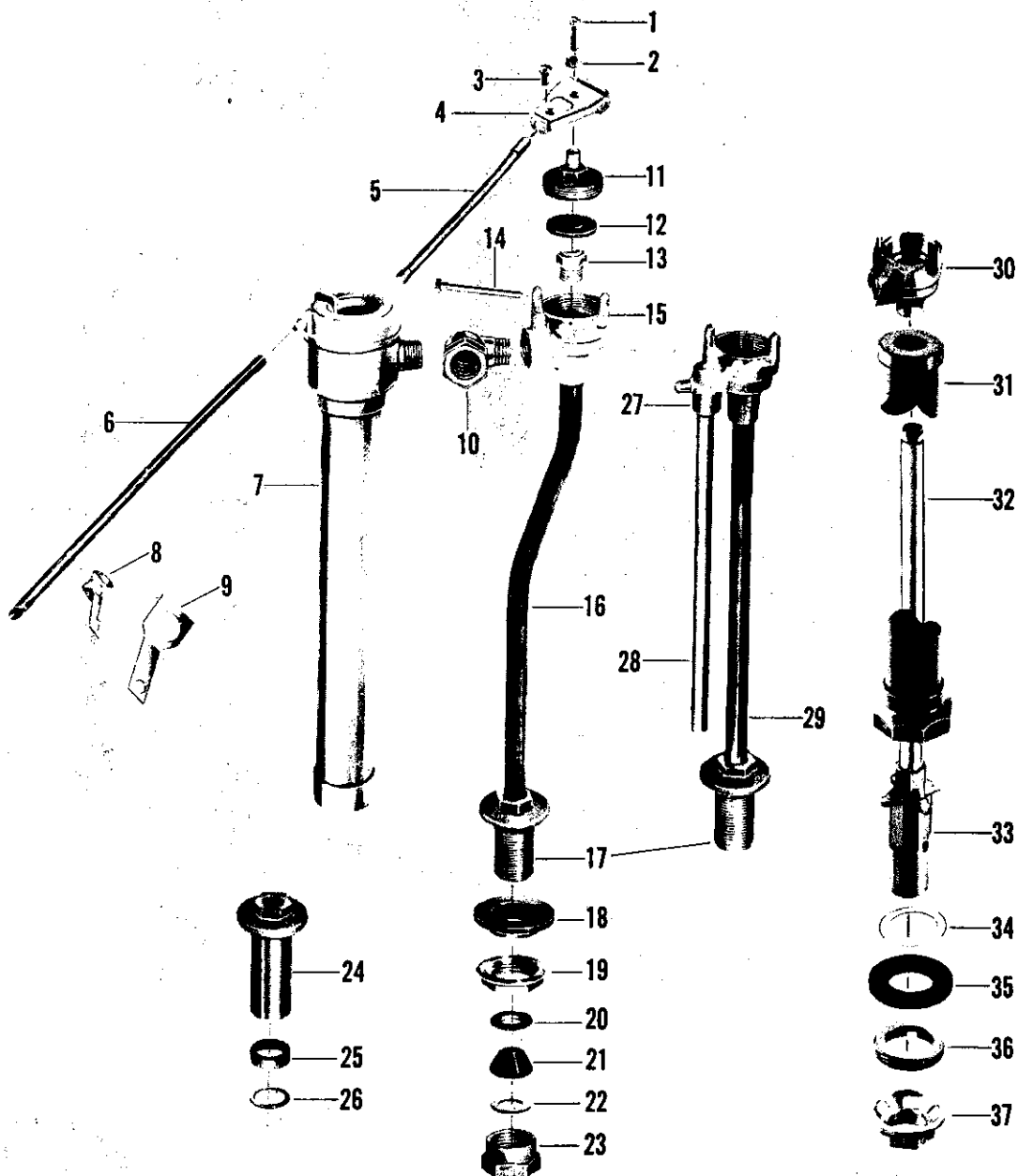
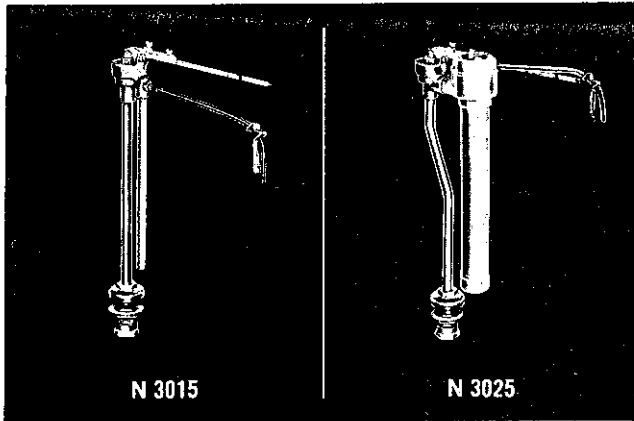
Valve Body S/A - (Parts 11, 15-26 & 28-31) - #10739-08



no.	description	part no.	R 3010 B 1939
1	Plunger Top	33085-08	
2	Plunger Lever	33104-08	
3	Plunger Cup Washer	20-17	
4	Plunger Bottom w/washer & Screw	33084-08	
5	Seat Washer	233-17	
6	Seat Washer Screw	190-07	
7	Plunger Lever Thumbscrew	1223-27	
8	Body	32879-08	
9	Seat	33083-04	
10	Shank Extension - 8 3/4" Long	33087-08	
	Shank Extension - 7 3/4" Long	33227-08	
11	Shank	32994-08	
	Shank - 2 1/2" Long	32978-08	
12	Shank Washer	1028-07	
13	Lock Nut	24401-08	
14	Coupling Washer	125-07	
15	Coupling Nut	24947-08	
16	Link	1085-28	
17	Rivet	1008-17	
18	Rod Lever	32484-08	
19	Rod Lever Thumbscrew	99-17	
20	Screw for Volume Stem	352-07	
21	Washer for Volume Stem	379-17	
22	Volume Control Stem	1308-17	
23	Refill Tube - 6 1/2" Straight	33181-08	
	Refill Tube - 7 1/2" Straight	33182-08	
	Refill Tube - 7 61/64" Straight	33229-08	
23A	Refill Tube - 7 7/8" Bent	33232-08	
	Refill Tube - 8 21/64" Bent	33231-08	
	Refill Tube - 9 3/8" Bent	33233-08	
24	Float Rod - 7" Long	77-17	
	Float Rod - 8 1/2" Long	33230-07	
25	Lever Thumbscrew	1219-27	
26	Hush Tube - 7 3/8" Long	33088-08	
	Hush Tube - 6 3/4" Long	33228-08	
27	3/8" S.P.S. Slip Joint Washer	117-07	
28	3/8" S.P.S. Slip Joint Friction Ring	359-07	
29	1/2" O.D. Tube Slip Joint Washer	411-37	
30	1/2" O.D. Tube Slip Joint Friction Ring	73030-08	
31	Plunger S/A	10737-08	
32	Lever S/A	10735-08	
33	Volume Stem S/A	10736-08	
Sub-assembly			
Valve Body S/A (Parts 1-9, 16-22 & 25) - #10739-08			



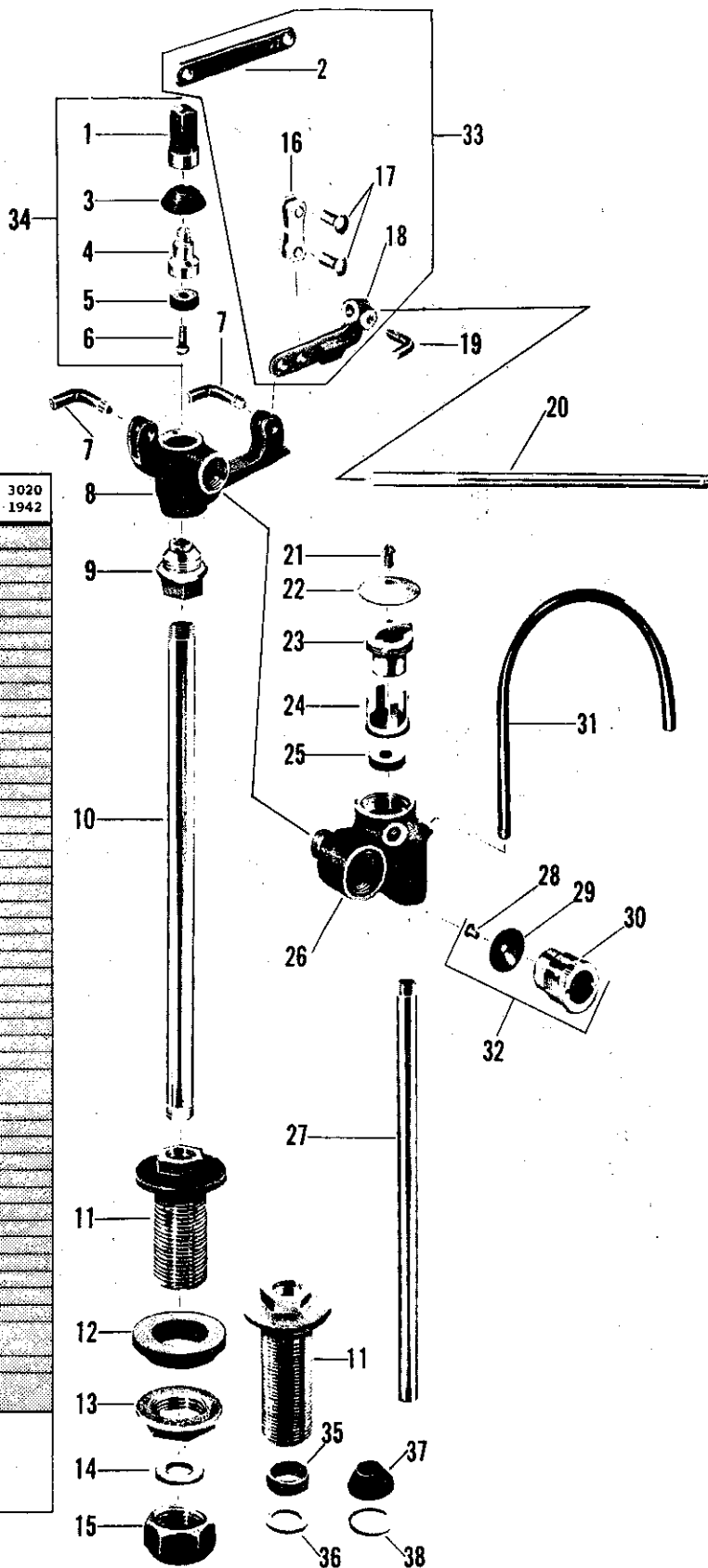
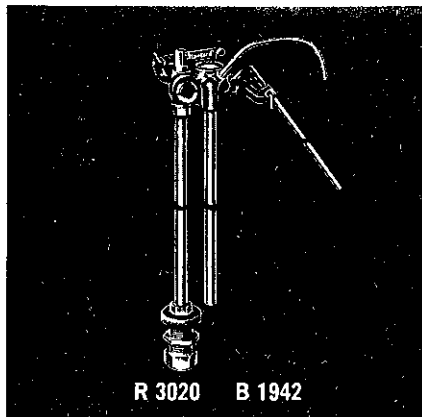
no.	description	part no.	N 3018	N 3025-9
1	Cap	21436-07		
2	Packing	1311-07		
3	Friction Ring	21625-08		
4	Washer	125-07		
5	Stem w/washer & Screw	21679-08		
6	Washer	441-07		
7	Screw	159-17		
8	Body	32467-08		
9	Washer	125-07		
10	Swivel	33132-08		
11	Coupling Nut	24202-08		
12	Supply Connection	33131-08		
13	Body	73001-07		
14	Pivot Pin	73018-07		
15	Seat	73002-07		
16	Seal	73070-07		
17	Cap & Plunger S/A	73071-07		
18	Pivot Arm	73019-09		
19	Screw	73017-05		
20	Nut	73016-05		
21	Adjusting Screw	73255-05		
22	Float Rod	72020-07		
	Float Rod for	73021-07		
	N-3018-8 & N-3025-98			
23	Backflow Preventer	73037-07		
24	Refill Tube	73022-07		
	Refill Tube	73023-07		
	for N-3018-8			
25	Tube Clip	73027-07		
26	Body	73028-07		
27	Supply Connection	33118-08		
28	Hush Tube	73098-07		
29	Nipple	43701-08		
30	Stop S/A	2880-08		



no.	description	part no.	N 3015	N 3025	N 3025-1D	N 3016
1	Screw	73255-05				
2	Nut	73016-05				
3	Screw	73017-05				
4	Pivot Arm	73019-09				
5	Float Rod - 11" Long	73014-07				
	Float Rod - 8 1/2" Long	73021-07				
6	Refill Tube - 8 1/2" Long	73023-07				
	Refill Tube - 10" Long	73024-07				
	Refill Tube - 11" Long	73025-07				
	Refill Tube - 6" Long	73455-07				
	Refill Tube - 7" Long	73022-07				
7	Backflow Preventer S/A - 8 1/16" Long	73040-07				
	Backflow Preventer S/A - 9 3/16" Long	73035-07				
	Backflow Preventer S/A - 9 15/16" Long	73036-07				
	Backflow Preventer S/A - 9 15/16" Long	73039-07				
	Backflow Preventer S/A - 10 13/16" Long	73037-07				
	Backflow Preventer S/A - 8 13/16" Long	73424-07				
	Backflow Preventer S/A - 12 5/16" Long	73038-07				
	Backflow Preventer S/A - 8 1/16" Long	73480-07				
8	Tube Clip	73027-07				
9	Tube Guide	73026-07				
10	Elbow	73049-07				
11	Cap & Plunger S/A	73071-07				
12	Seal	73070-07				
13	Seat	73002-07				
14	Pivot Pin	73018-07				
15	Body	73001-07				
16	Shank Extension - 9" Long	73007-07				
	Shank Extension - 10" Long	73008-07				
	Shank Extension - 10 7/8" Long	73009-07				
	Shank Extension - 10 7/8" Long	73121-17				
	Shank Extension - 10" Long	73120-17				
	Shank Extension - 11 3/4" Long	73010-07				
	Shank Extension - 9 3/4" Long	73422-17				
	Shank Extension - 13 1/4" Long	73011-07				
17	Shank	32994-08				
18	Washer	1028-07				
19	Lock Nut	24401-08				
20	Washer	125-07				
21	Washer	411-37				
22	Friction Ring	73030-08				
23	Coupling Nut	24947-08				
24	Shank - 2 1/2" Long	32978-08				
25	Washer	117-07				
26	Friction Ring	359-07				
27	Body	73028-07				
28	Hush Tube	73098-07				
29	Shank Extension	73013-07				
30	Body	73481-07				
31	Sheath Tube S/A	73475-07				
32	Shank Extension	73479-07				
33	Shank	73483-07				
34	Gasket	73473-07				
35	Gasket	73477-07				
36	Lock Ring	73472-07				
37	Shank Lock Nut	73478-07				

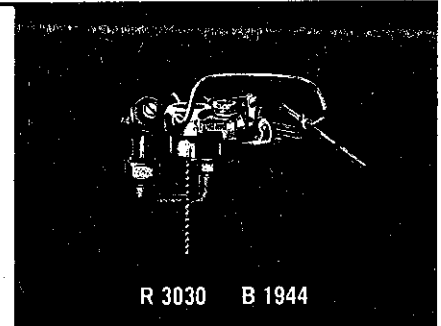
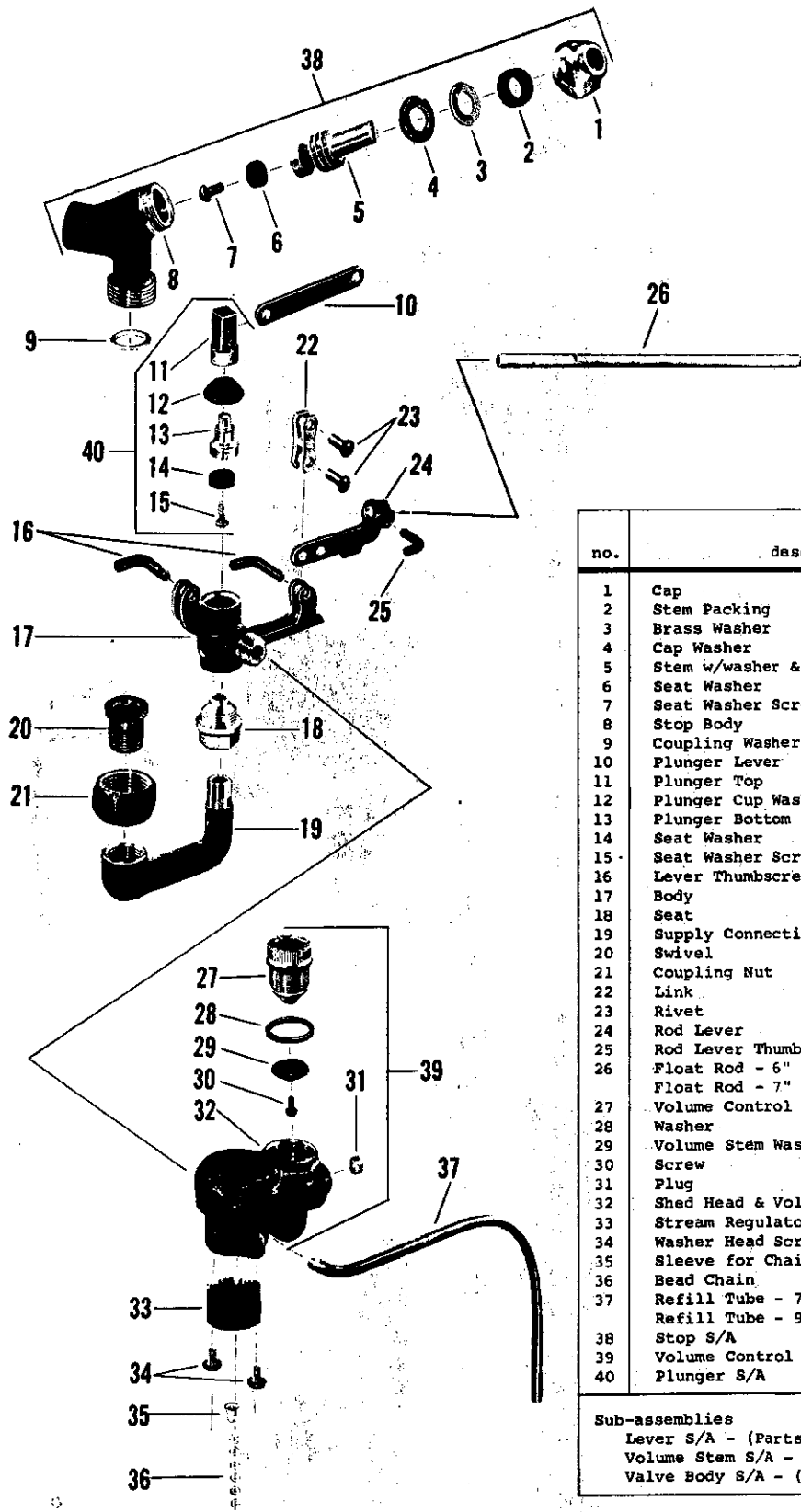
# Closet Tank Fitting

# KISSLER & CO., INC.



no.	description	part no.	R 3020 B 1942
1	Plunger Top	33085-08	
2	Plunger Lever	33119-08	
3	Plunger Cup Washer	20-17	
4	Plunger Bottom w/washer & Screw	33084-08	
5	Seat Washer	233-17	
6	Seat Washer Screw	190-07	
7	Plunger Lever Thumbscrew	1223-27	
8	Body	33096-08	
9	Seat	33083-04	
10	Shank Extension - 9 5/16" Long	33112-08	
	Shank Extension - 10 7/16" Long	33121-08	
	Shank Extension - 11 3/16" Long	33122-08	
	Shank Extension - 12 1/16" Long	33123-08	
	Shank Extension - 13 9/16" Long	33120-08	
11	Shank	32994-08	
	Shank - 2 1/2" Long	32978-08	
12	Shank Washer	1028-07	
13	Lock Nut	24401-08	
14	Coupling Washer	125-07	
15	Coupling Nut	24947-08	
16	Link	1085-28	
17	Rivet	1008-17	
18	Rod Lever	32484-08	
19	Rod Lever Thumbscrew	99-17	
20	Float Rod - 7" Long	77-17	
	Float Rod - 9 3/8" Long	82-27	
21	Screw	352-07	
22	Vacuum Breaker Cover	107-17	
23	Vacuum Breaker Seat	32950-05	
24	Vacuum Breaker Cap	1277-17	
25	Vacuum Breaker Seat Washer	477-17	
26	Volume Control & Vacuum Breaker Body	33097-08	
	Volume Control & Vacuum Breaker Body	33095-08	
	For F-2000-05 only		
27	Hush Tube - 9 3/16" Long	33148-08	
	Hush Tube - 10 5/16" Long	33149-08	
	Hush Tube - 11 1/16" Long	33150-08	
	Hush Tube - 11 15/16" Long	33151-08	
	Hush Tube - 13 7/16" Long	33152-08	
28	Screw for Volume Stem	352-07	
29	Volume Stem Washer	379-17	
30	Volume Control Stem	1310-27	
31	Refill Tube	33135-08	
32	Volume Stem S/A	10746-08	
33	Lever S/A	10741-08	
34	Plunger S/A	10737-08	
35	3/8" S.P.S. Slip Joint Washer	117-07	
36	3/8" S.P.S. Slip Joint Friction Ring	359-07	
37	1/2" O.D. Tube Slip Joint Washer	411-37	
38	1/2" O.D. Tube Slip Joint Friction Ring	73030-08	
Sub-assemblies			
Valve Body S/A - (Parts 1-9 & 16-19) - #10748-08			
Vacuum Breaker Body S/A - (Parts 21-30) - #10749-08			
Vacuum Breaker Body S/A for F 2000-05 only - (Parts 21-30) - #10750-08			



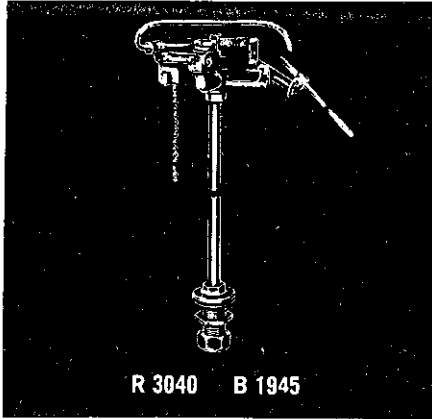


R 3030 B 1944

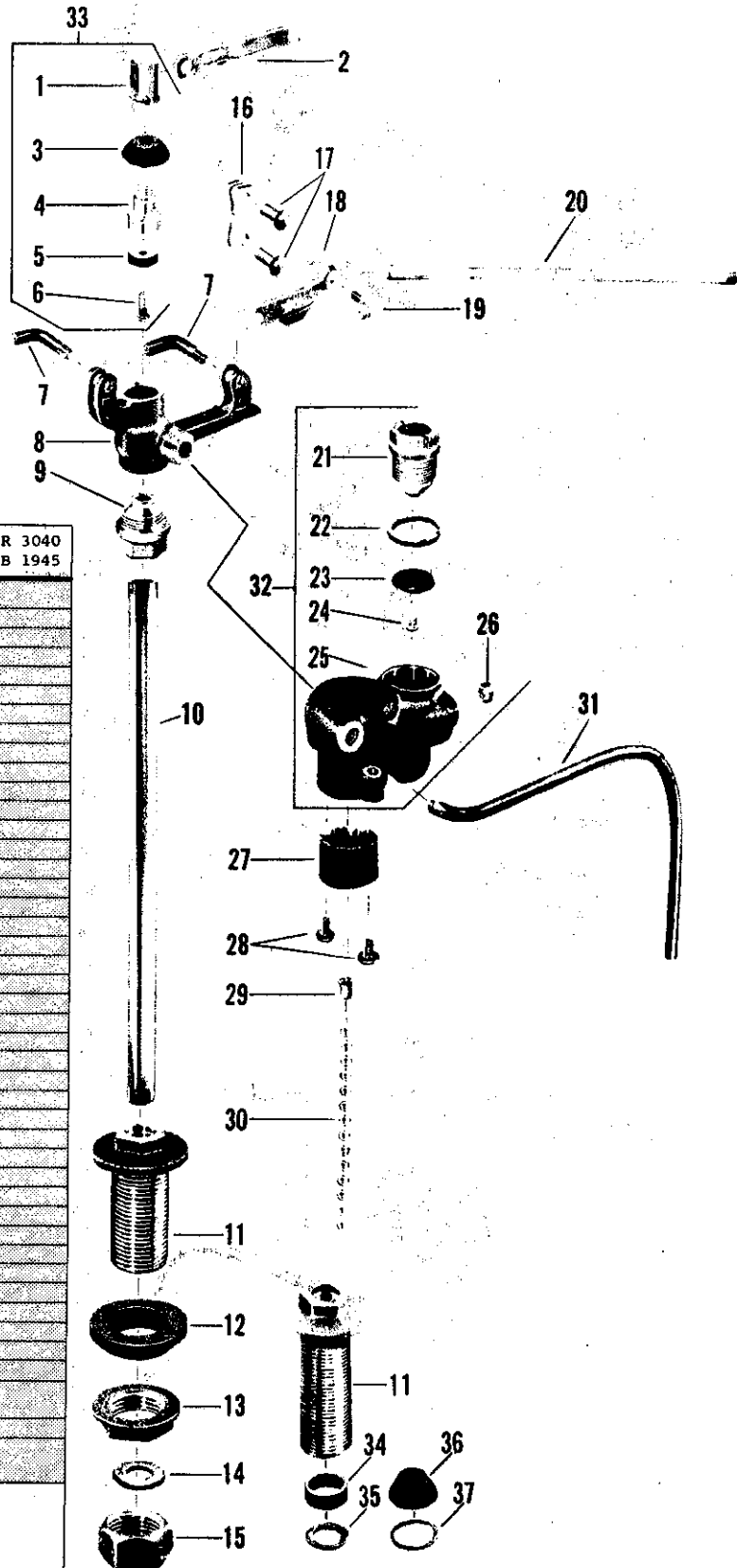
no.	description	part no.	R 3030 B 1944
1	Cap	21436-07	
2	Stem Packing	1311-07	
3	Brass Washer	21625-08	
4	Cap Washer	125-07	
5	Stem w/washer & Screw	21679-08	
6	Seat Washer	441-07	
7	Seat Washer Screw	159-17	
8	Stop Body	32467-08	
9	Coupling Washer	125-07	
10	Plunger Lever	33119-08	
11	Plunger Top	33085-08	
12	Plunger Cup Washer	20-17	
13	Plunger Bottom w/washer & Screw	33084-08	
14	Seat Washer	233-17	
15	Seat Washer Screw	190-07	
16	Lever Thumbscrew	1223-27	
17	Body	33107-08	
18	Seat	33083-04	
19	Supply Connection	33131-08	
20	Swivel	33132-08	
21	Coupling Nut	24202-08	
22	Link	1085-28	
23	Rivet	1008-17	
24	Rod Lever	32484-08	
25	Rod Lever Thumbscrew	99-17	
26	Float Rod - 6" Long	33133-08	
	Float Rod - 7" Long	77-17	
27	Volume Control Stem	1338-27	
28	Washer	148-17	
29	Volume Stem Washer	379-17	
30	Screw	352-07	
31	Plug	62149-08	
32	Shed Head & Volume Control Body	33108-08	
33	Stream Regulator Screen	1003-17	
34	Washer Head Screw	176-27	
35	Sleeve for Chain	275-02	
36	Bead Chain	290-17	
37	Refill Tube - 7 1/2" Long	33182-08	
	Refill Tube - 9" Long	32719-08	
38	Stop S/A	2880-08	
39	Volume Control Body S/A	10745-08	
40	Plunger S/A	10737-08	
<b>Sub-assemblies</b>			
Lever S/A - (Parts 10-22-23-24) - #10741-08			
Volume Stem S/A - (Parts 27-29-30) - #10742-08			
Valve Body S/A - (Parts 10 thru 18 and 22 thru 25) - #10744-08			

# Closet Tank Fitting

KISSLER & CO., INC.



R 3040 B 1945



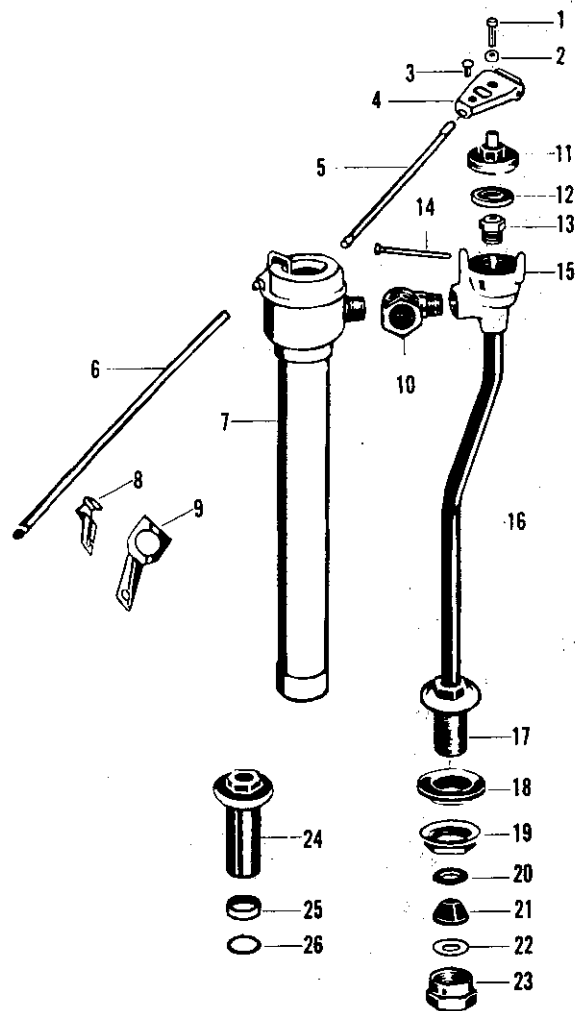
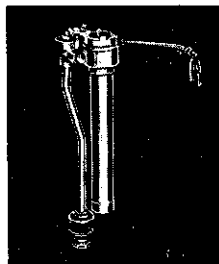
no.	description	part no.	R 3040 B 1945
1	Plunger Top	33085-08	
2	Plunger Lever	33119-08	
3	Plunger Cup Washer	20-17	
4	Plunger Bottom w/washer & Screw	33084-08	
5	Seat Washer	233-17	
6	Seat Washer Screw	190-07	
7	Lever Thumbscrew	1223-27	
8	Valve Body	33107-08	
9	Seat	33083-04	
10	Shank Extension - 9 5/16" Long	33112-08	
	Shank Extension - 10 7/16" Long	33121-08	
	Shank Extension - 11 3/16" Long	33122-08	
	Shank Extension - 12 1/16" Long	33123-08	
	Shank Extension - 13 9/16" Long	33120-08	
11	Shank	32994-08	
	Shank - 2 1/2" Long	32978-08	
12	Shank Washer	1028-07	
13	Lock Nut	24401-08	
14	Coupling Washer	125-07	
15	Coupling Nut	24947-08	
16	Link	1085-28	
17	Rivet	1008-17	
18	Rod Lever	32484-08	
19	Rod Lever Thumbscrew	99-17	
20	Float Rod - 7" Long	77-17	
	Float Rod - 9 3/8" Long	82-27	
21	Volume Control Stem	1338-27	
22	Washer	148-17	
23	Volume Stem Washer	379-17	
24	Screw	352-07	
25	Shed Head & Volume Control Body	33108-08	
26	Body Plug	62149-08	
27	Stream Regulator Screen	1003-17	
28	Washer Head Screw	176-27	
29	Sleeve for Chain	275-02	
30	Bead Chain	290-17	
31	Refill Tube - 4" Long	33113-08	
	Refill Tube - 9" Long	33158-08	
32	Volume Control Body S/A	10745-08	
33	Plunger S/A	10737-08	
34	3/8" S.P.S. Slip Joint Washer	117-07	
35	3/8" S.P.S. Slip Joint Friction Ring	359-07	
36	1/2" O.D. Tube Slip Joint Washer	411-37	
37	1/2" O.D. Tube Slip Joint Friction Ring	73030-08	
Sub-assemblies -			
Lever S/A - (Parts 2, 16-17-18) - #10741-08			
Valve Body S/A - (Parts 1-9 & 16-19) - #10744-08			
Volume Stem S/A - (Parts 21-23-24) - #10742-08			

# KISSLER & CO., INC.

## AMERICAN-STANDARD Plumbing Fittings Replacement Parts

### TOILET Tank Water Control — 3131 and 3137 series

Part Nos. 47130-07, 47131-07, 47132-07, 47133-07, 47134-07



Item No.	Part No.	Description
1.	73255.05	Screw
2.	73016.05	Nut
3.	73017.05	Screw
4.	73019.09	Pivot arm
5.	73014.07	Float rod—11" long
	73021.07	Float rod—8½" long
6.	73023.07	Refill tube—8½" long
	73025.07	Refill tube—11" long
	73455.07	Refill tube—6" long
	73022.07	Refill tube—7" long
7.	73040.07	Back flow preventor S/A 8½" long
	73035.07	Back flow preventor S/A 9¾" long
	73036.07	Back flow preventor S/A 9½" long
	73039.07	Back flow preventor S/A 9½" long
	73037.07	Back flow preventor S/A 10½" long
	73424.07	Back flow preventor S/A 8½" long
8.	73027.07	Tube clip
9.	73026.07	Tube guide
10.	73049.07	Elbow
11.	70422.07	Cap and plunger S/A
12.	73070.07	Seal
13.	73002.07	Seat
14.	73018.07	Pivot pin
15.	73001.07*	Body
16.	73007.07*	Shank extension
17.	32994.07*	Shank
18.	1028.07	Washer
19.	24401.07	Locknut
20.	125.07	Washer
21.	411.37	Washer
22.	73030.07	Friction ring
23.	226.47	Coupling nut
24.*	32978.07	Shank—2½" long
25.	117.07	Washer
26.	359.07	Friction washer

\*Not available as repair part

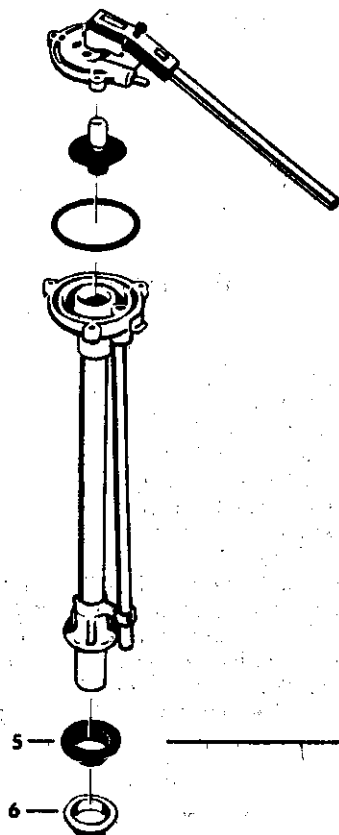
12971.09 Repair kit consisting of parts 11, 12 & 13

Order by part number

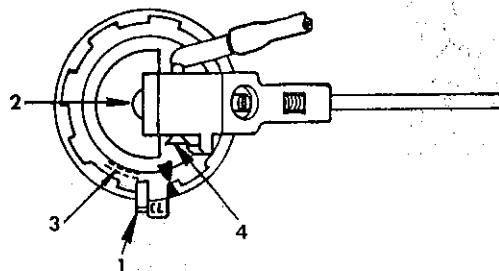
# KISSLER & CO., INC.

## AMERICAN-STANDARD Plumbing Fittings Replacement Parts

### TOILET Tank Water Control — 3140 series/Flush valve assembly 3170.014



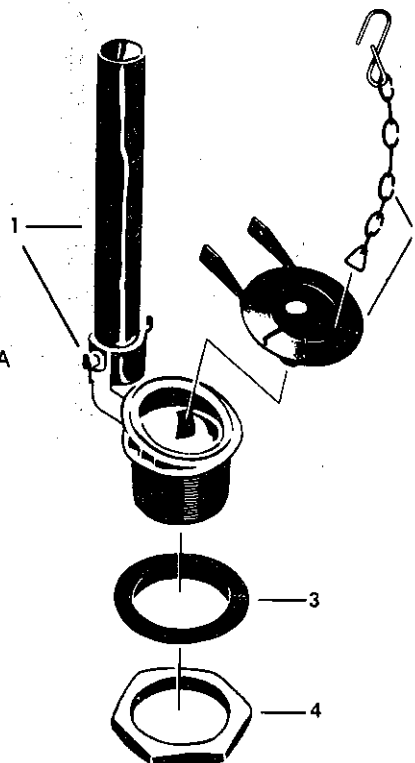
3140 Water control repair kit 11372



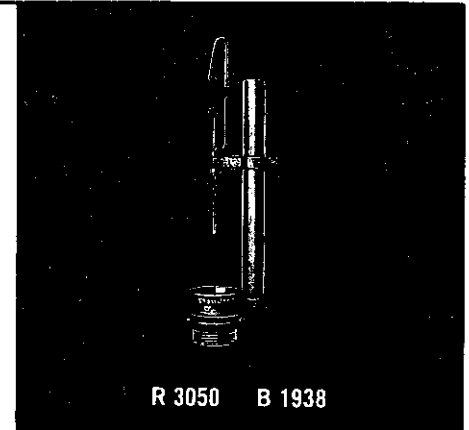
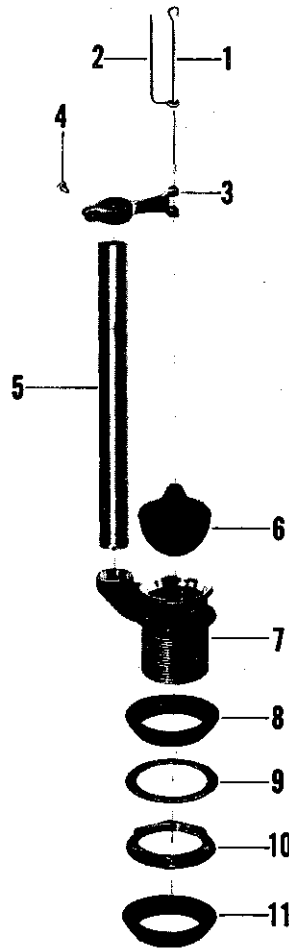
Item No.	Part No.	Description
1.	11376.07	Lock clip
2.	68290.07	Plunger S/A
3.	11389.07	"O" ring
4.	11393.07	Pin
	11372	Repair kit contains items 1, 2, 3 and 4
5.	1028.07	Rubber shank washer
6.	24401.07	Locknut

Flush valve assembly 3170.014

Item No.	Part No.	Description
1.	730057-300	Body with overflow tube S/A
2.	730071-100	Flapper and chain S/A
3.	1039.07	Washer
4.	33332.07	Locknut

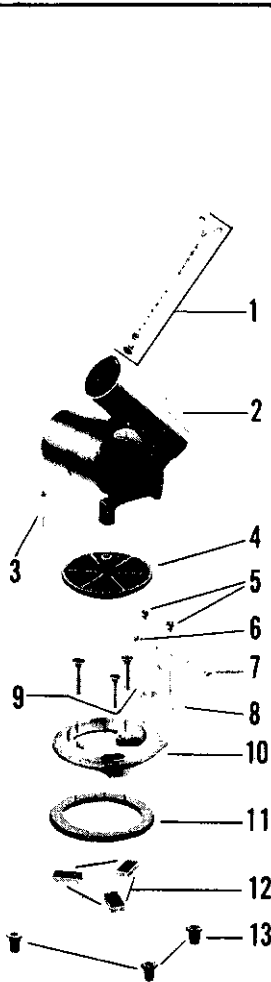




Order by part number

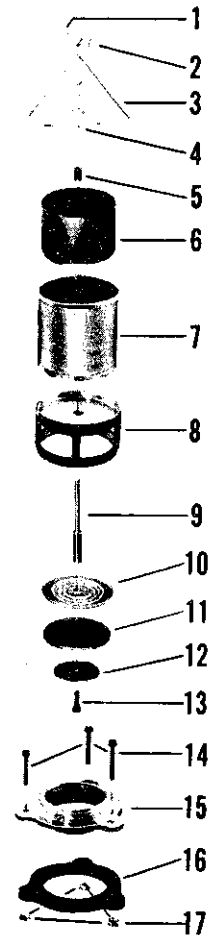


no.	description	part no.	B 1938	R 3050	F 2100-5-10-15 F 2040-45
1	Lower Lift Rod	32062-08			
2	Upper Lift Rod - 6 Gal. Enamel Iron	32071-08			
	8 Gal. Vitreous China				
	Upper Lift Rod - F-2100-5-10-15 & F-2040-45	33167-08			
	Upper Lift Rod - F-2112-14-16 & F-2050-55	33167-08			
	Upper Lift Rod - 6 Gal. Vitreous China	32061-08			
	Upper Lift Rod - 8 Gal. Enamel Iron	32060-08			
3	Lift Rod Guide w/thumbscrew	8150-08			
	Lift Rod Guide w/thumbscrew	8149-08			
4	Thumbscrew	1157-07			
5	Overflow Tube - 10" Long - 6 Gal. Vitreous China & Enamel Iron	34202-08			
	Overflow Tube - 11 1/2" Long - 8 Gal. Vitreous China & Enamel Iron	34203-08			
	Overflow Tube - 9 3/16" Long for F-2112-14-16	34205-08			
	Overflow Tube - 8 3/8" Long for F-2050-55	34204-08			
	Overflow Tube - 8 15/16" Long for F-2040-45	39128-08			
	Overflow Tube - 9 3/4" Long for F-2100-5-10-15	42236-08			
6	Flush Ball	105-37			
7	Body	34201-08			See Note
8	Washer	1039-07			
9	Friction Washer	1354-19			
10	Lock Nut	24439-08			
11	Washer - (F-2100-5-10-15, F-2040-45, F-2050-55 and F-2112-14-16)	73216-07			

Note - Body for F-2100-5-10-15-40-45 tapped for 1 1/4" O.D. Tube no longer available. If required, substitute part nos. 34201-08, 34202-08 and 8150-08.

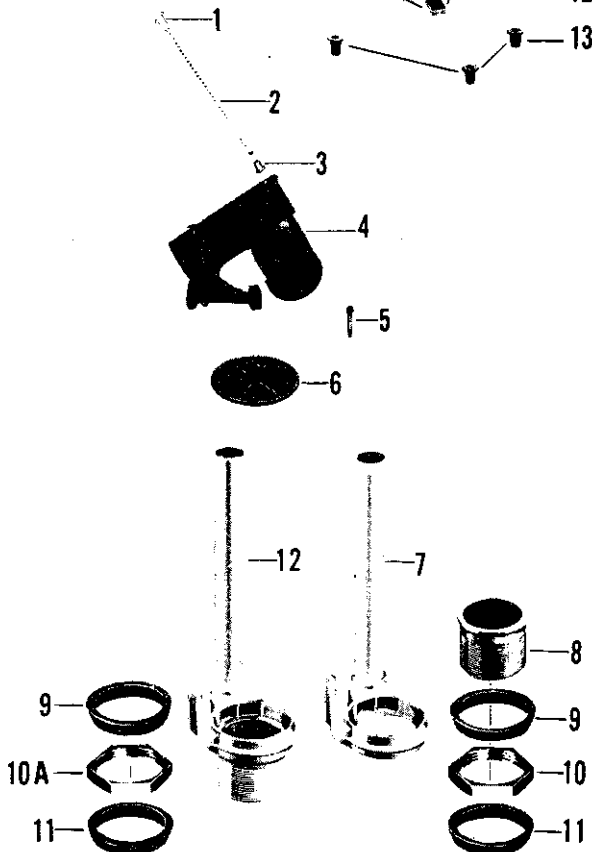


no.	description	part no.	#3
1	Lift Wire Screw	41-27	
2	Lift Wire Nut	1149-27	
3	Lift Wire	68-24	
4	Lift Rod	75-25	
5	Lift Rod Connection	33183-08	
6	Float	81-37	
7	Housing	47-27	
8	Housing Support	33177-08	
9	Tie Rod	33180-08	
10	Seat Washer Disc	72-17	
11	Seat Washer	15-37	
12	Seat Washer Holder	32490-08	
13	Seat Washer Screw	1181-17	
14	Seat Bolt	30-17	
15	Seat	33178-08	
16	Washer	49-27	
17	Seat Bolt Nut	78-37	



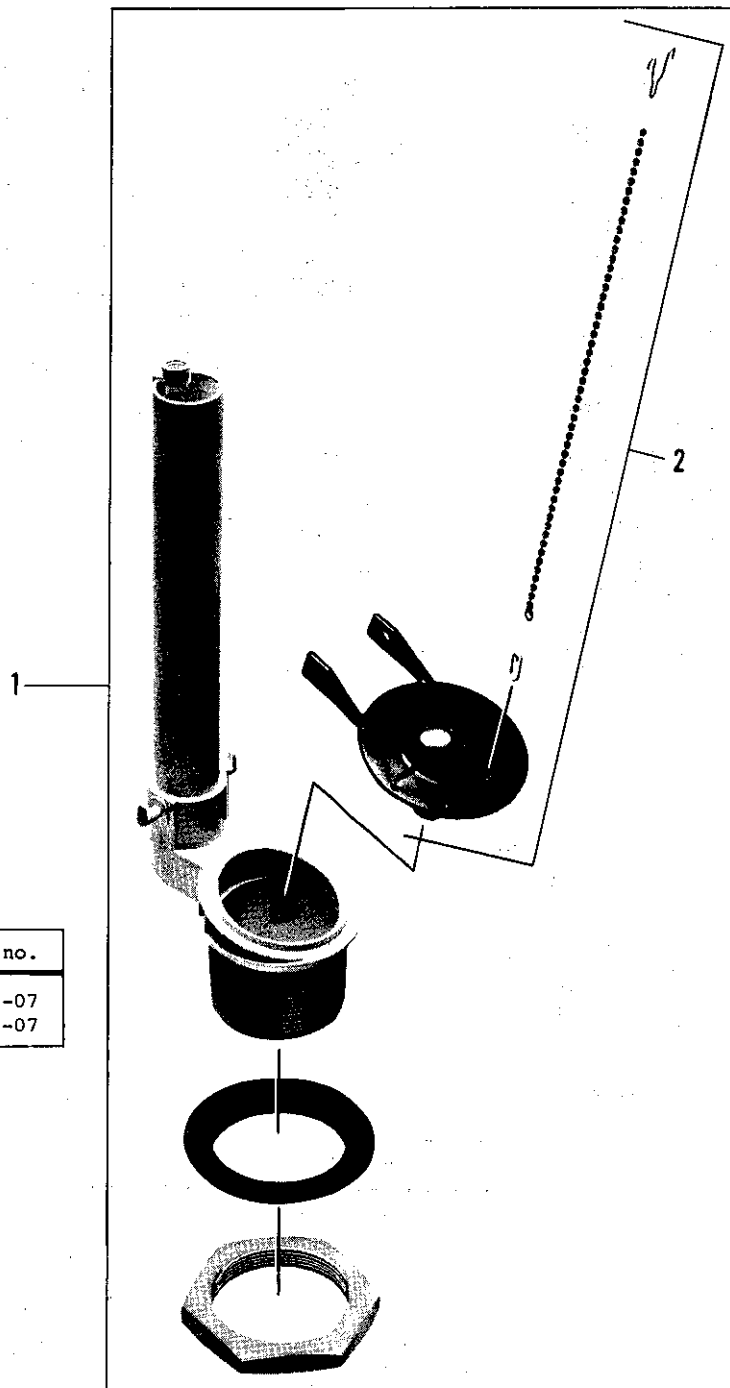
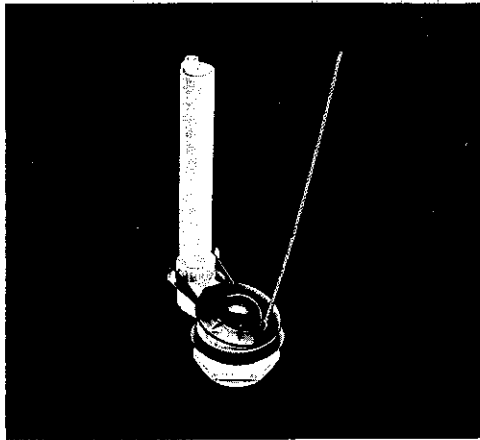
no.	description	part no.	#4
1	Lift Chain S/A	8321-07	
2	Actuating Unit	721-27	
3	Screw for Disc	73382-07	
4	Seat Disc	73383-07	
5	Support Leg Screw	737-27	
6	Nut	732-34	
7	Screw	733-34	
8	Support Leg	722-24	
9	F.H. Screw	729-27	
10	Seat	33199-08	
11	Seal	715-27	
12	Fastening Lug	727-27	
13	Bolt Hole Seal	726-27	

Sub-assembly  
Float S/A - (Parts 1 thru 8) - #8162-08

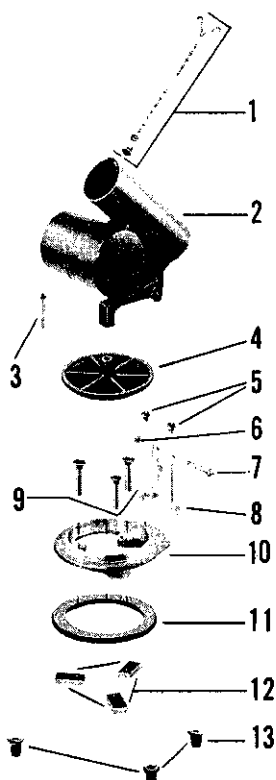
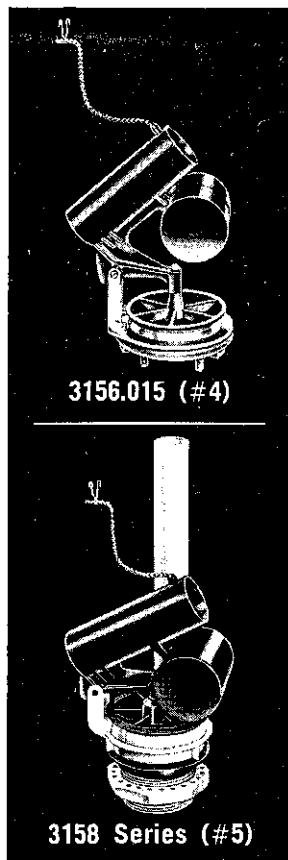


no.	description	part no.	#5 Brass Spud & Lock Nut	#5 All Plastic
1	Lift Chain Retainer	73389-07		
2	Lift Chain	73388-07		
3	Grommet	73387-07		
4	Actuating Unit	73381-07		
5	Screw for Seat Disc	73382-07		
6	Seat Disc	73383-07		
7	Body & Overflow Tube S/A	73384-07		
8	Spud	73391-07		
9	Washer	1039-07		
10	Lock Nut	73217-07		
10A	Lock Nut	33332-07		
11	Washer	73216-07		
12	Body, Overflow Tube & Spud S/A	33330-07		

Sub-assemblies  
Actuating Unit S/A - (Parts 2-3-4-5-6) - #73380-07  
Chain, Grommet & Retainer S/A - (Parts 1-2-3) - #8321-07



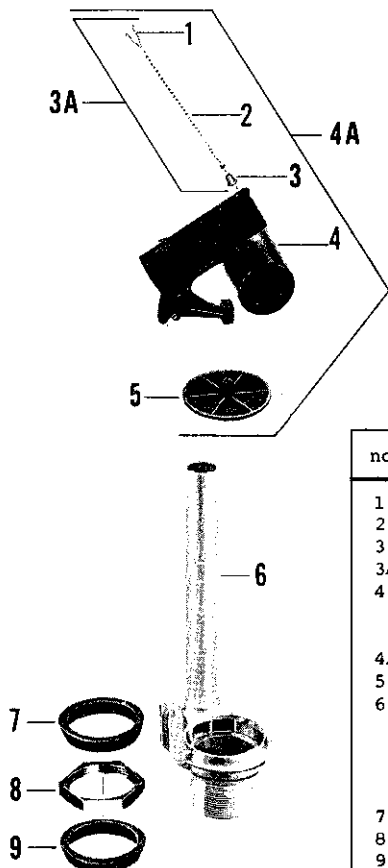
no.	description	part no.
1	Flush Valve Complete	34632-07
2	Flapper & Chain S/A	34633-07



no.	description	part no.	#4
1	Lift Chain S/A	8321-07	
2	Actuating Unit*	721-27*	
3	Screw for Disc	73382-07	
4	Seat Disc	73383-07	
5	Support Leg Screw	737-27	
6	Nut	732-37	
7	Screw	733-37	
8	Support Leg	722-27	
9	F.H. Screw	729-27	
10	Seat	33199-07	
11	Seal	715-27	
12	Fastening Lug	727-27	
13	Bolt Hole Seal	726-27	
Sub-assembly			
*Float S/A - (Parts 1 thru 8) - #8162-07			

● NOT AVAILABLE

Furnished complete (Parts 1 thru 13) - #47086-07



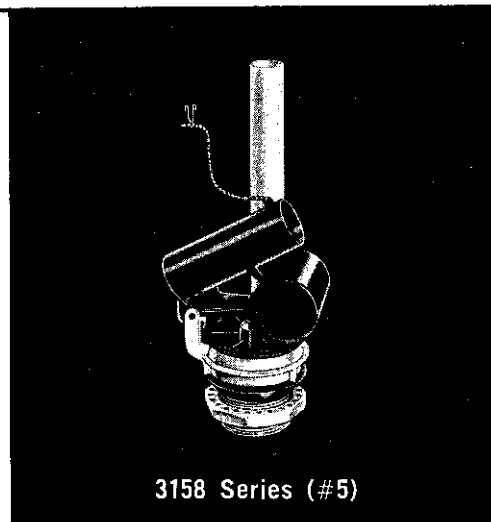
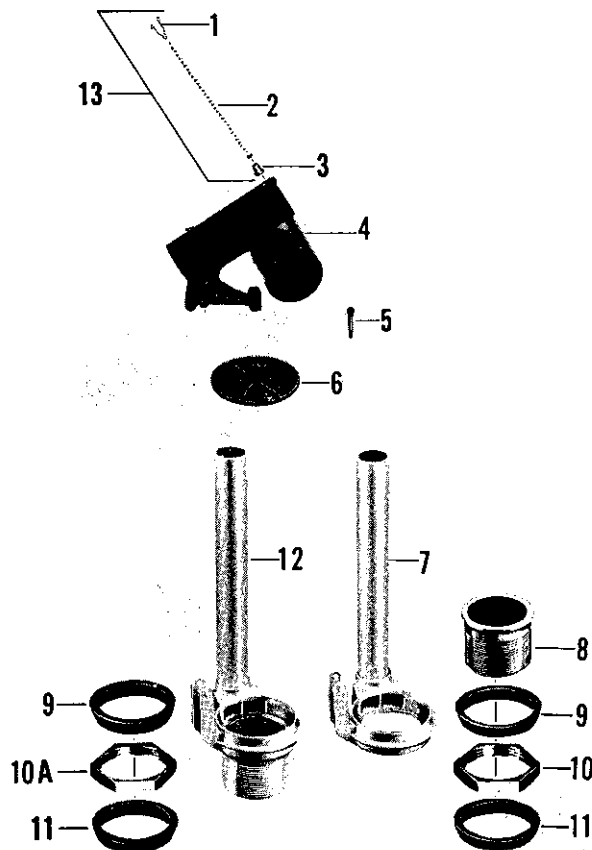
## Snap-on Seat Disc

no.	description	part no.	3154.010	3158.102	3158.094	3158.086	3158.078
1	Lift Chain Retainer	73389-07					
2	Lift Chain	73388-07					
3	Grommet	73387-07					
3A	Lift Chain S/A	8321-07					
4	Actuating Unit	33582-07*					
	Actuating Unit	33583-07*					
	Actuating Unit	33584-07*					
4A	Actuating Unit S/A	33642-07					
5	Snap-on Seat Disc	33643-07					
6	Body Assy.	33639-07*					
	Body Assy.	33588-07*					
	Body Assy.	33589-07*					
	Body Assy.	33590-07*					
	Body Assy.	33591-07*					
7	Washer	1039-07					
8	Lock Nut	33332-07					
9	Washer	73216-07					

● NOT AVAILABLE

3154.010 furnished complete (Parts 1 thru 9) - #47002-07  
 3158.078 furnished complete (Parts 1 thru 9) - #47089-07





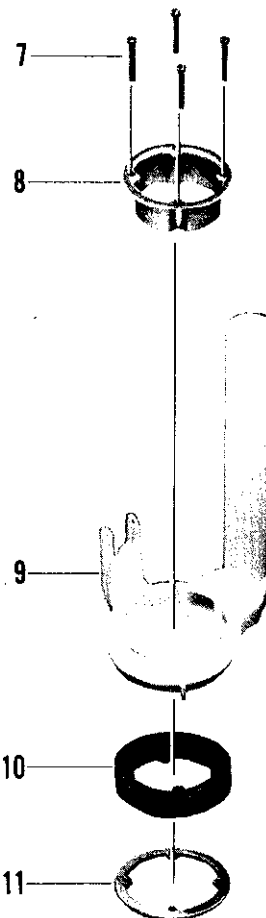
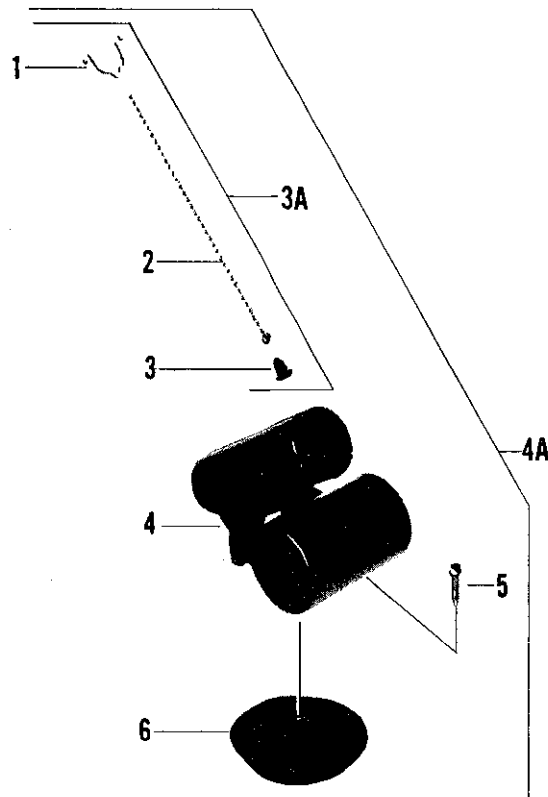
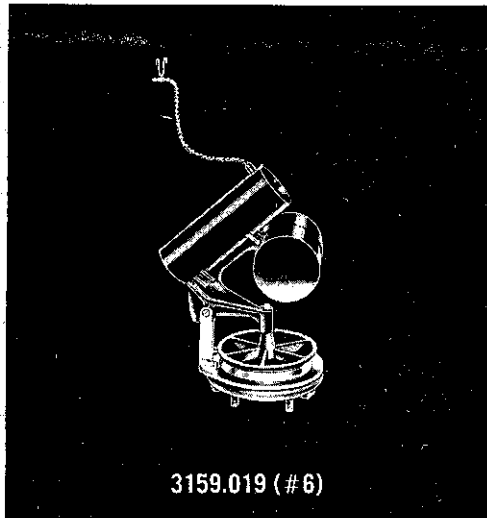
no.	description	part no.	#5 Brass Spud & Lock Nut	#5 All Plastic
1	Lift Chain Retainer	73389-07		
2	Lift Chain	73388-07		
3	Grommet	73387-07		
4	Actuating Unit*	73381-07*		
5	Screw for Seat Disc	73382-07		
6	Seat Disc	73383-07		
7	Body & Overflow Tube S/A	73384-07*		
8	Spud	73391-07		
9	Washer	1039-07		
10	Lock Nut	73217-07		
10A	Lock Nut	33332-07		
11	Washer	73216-07		
12	Body, Overflow Tube & Spud S/A	33330-07*		
13	Lift Chain S/A	8321-07		
Sub-assemblies				
*Actuating Unit S/A - (Parts 2-3-4-5-6) - #73380-07				

● NOT AVAILABLE

# Toilet Tank Fitting

Screw-on Seat Disc

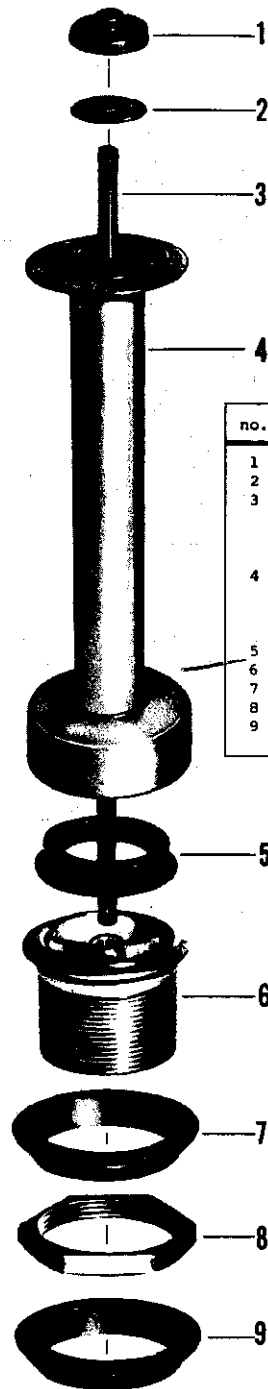
# KISSLER & CO., INC.



no.	description	part no.	3159.019
1	Chain Retainer	73389-07	
2	Chain	73388-07	
3	Grommet	73387-07	
3A	Lift Chain S/A	8321-07	
4	Actuating Unit	33500-07*	
4A	Actuating Unit S/A	73380-07	
5	Disc Screw	73382-07	
6	Seat Disc	73383-07	
7	Screws	33333-07	
8	Retainer	33466-07	
9	Body S/A	33465-07*	
10	Seal	33410-07	
11	Compression Plate	33412-07	

\*NOT AVAILABLE

Furnished complete (Parts 1 thru 11) - #47049-07



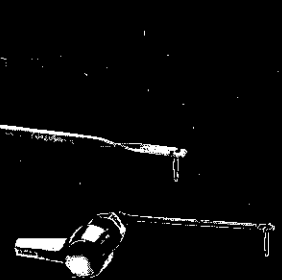
N 3055



N 3071

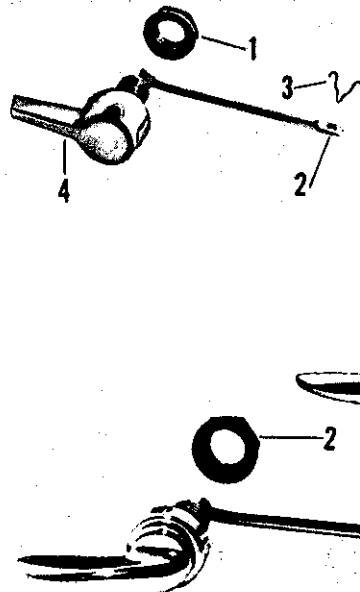


N 3073

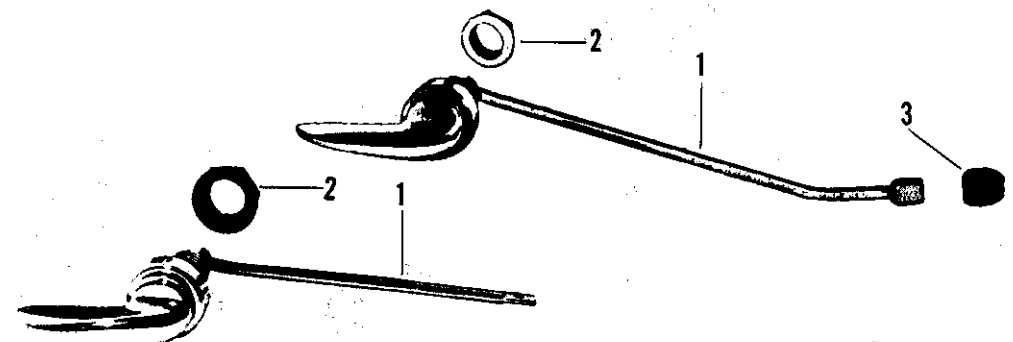


N 3075


no.	description	part no.	N 3055-2	N 3055-2N	N 3055-3	N 3055-6	N 3055-8	N 3055-88U
1	Grommet	73058-07						
2	Stop	73059-07						
3	Guide Tube - 11 9/16" Long	73054-07						
	Guide Tube - 12 5/16" Long	73055-07						
	Guide Tube - 13 3/16" Long	73056-07						
	Guide Tube - 14 11/16" Long	73057-07						
4	Float S/A - 9 1/32" Long	73060-07						
	Float S/A - 9 25/32" Long	73061-07						
	Float S/A - 10 21/32" Long	73062-07						
	Float S/A - 12 5/32" Long	73063-07						
5	Seal	73069-07						
6	Body	73050-07						
7	Washer	1039-07						
8	Lock Nut	73217-07						
9	Washer - Soft Rubber	73216-07						
	Washer - Hard Rubber	1039-07						



no.	description	part no.	N 3075
1	Nut	73081-07	
2	Bumper	73082-07	
3	Wire Clip	73389-07	
4	Trip Lever w/lock nut & Clip	73392-02	



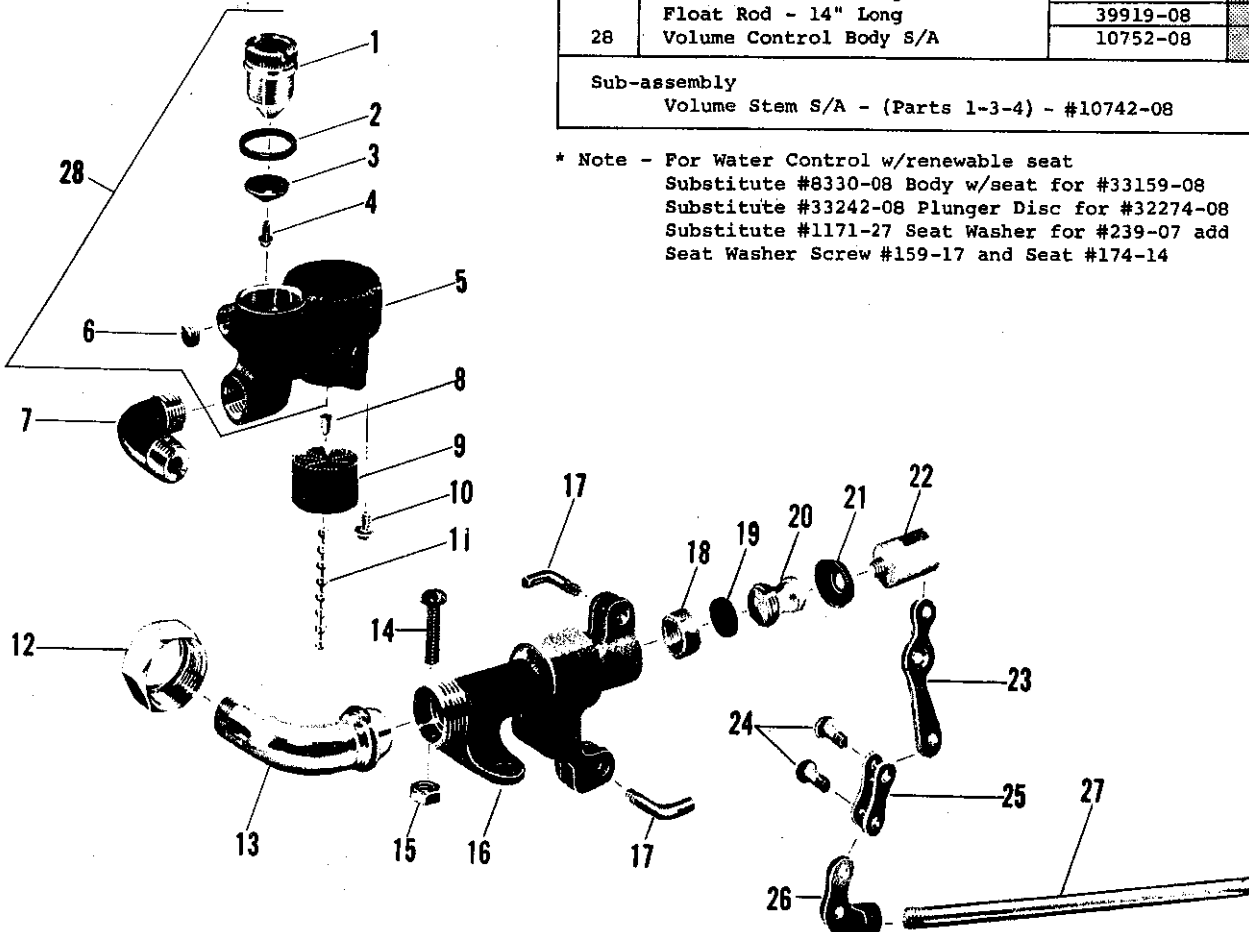
no.	description	part no.	N 3071-1	N 3071-1C	N 3071-2	N 3071-3	N 3073-1	N 3073-1C	N 3073-2	N 3073-3
1	Trip Lever	73086-02								
	Trip Lever	73086-03								
	Trip Lever	73077-02								
	Trip Lever	73077-03								
	Trip Lever	73088-02								
	Trip Lever	73088-03								
	Trip Lever	73089-02								
	Trip Lever	73089-03								
2	Nut	73081-07								
3	Bumper	73082-07								




R 3100 B 1920

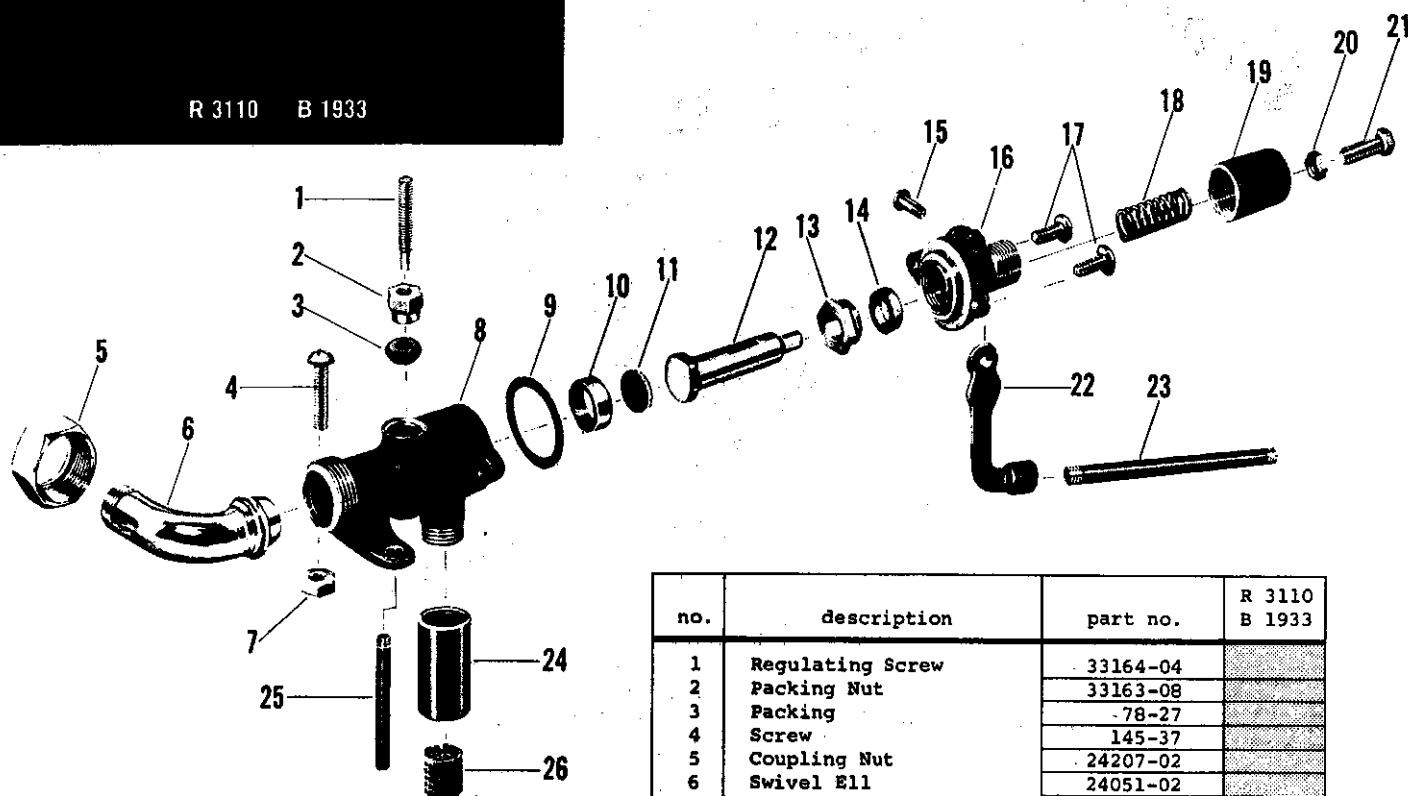
no.	description	part no.	R 3100 B 1920
1	Volume Control Stem	1338-27	
2	Washer	148-17	
3	Volume Stem Washer	379-17	
4	Screw	352-07	
5	Shed Head & Volume Control Body	33160-08	
6	Plug	62149-08	
7	Ell	33165-08	
8	Sleeve for Chain	275-02	
9	Stream Regulator Screen	1003-17	
10	Washer Head Screw	176-27	
11	Bead Chain	290-17	
12	Coupling Nut	24207-02	
13	Swivel Ell	24051-02	
14	Screw	145-37	
15	Nut	217-07	
16	Body *	33159-08	
17	Thumb Screw	1223-27	
18	Seat Washer Holder	32275-08	
19	Seat Washer	239-07	
20	Plunger Disc	32274-08	
21	Cup Washer	384-17	
22	Plunger	32273-08	
23	Plunger Lever	32224-08	
24	Screw	353-07	
25	Link	32280-08	
26	Rod Lever	32231-08	
27	Float Rod - 4" Long	32307-08	
	Float Rod - 6 1/2" Long	32314-08	
	Float Rod - 8 3/4" Long	46159-08	
	Float Rod - 12" Long	32311-08	
	Float Rod - 14" Long	39919-08	
28	Volume Control Body S/A	10752-08	
Sub-assembly Volume Stem S/A - (Parts 1-3-4) - #10742-08			

\* Note - For Water Control w/renewable seat  
 Substitute #8330-08 Body w/seat for #33159-08  
 Substitute #33242-08 Plunger Disc for #32274-08  
 Substitute #1171-27 Seat Washer for #239-07 add  
 Seat Washer Screw #159-17 and Seat #174-14

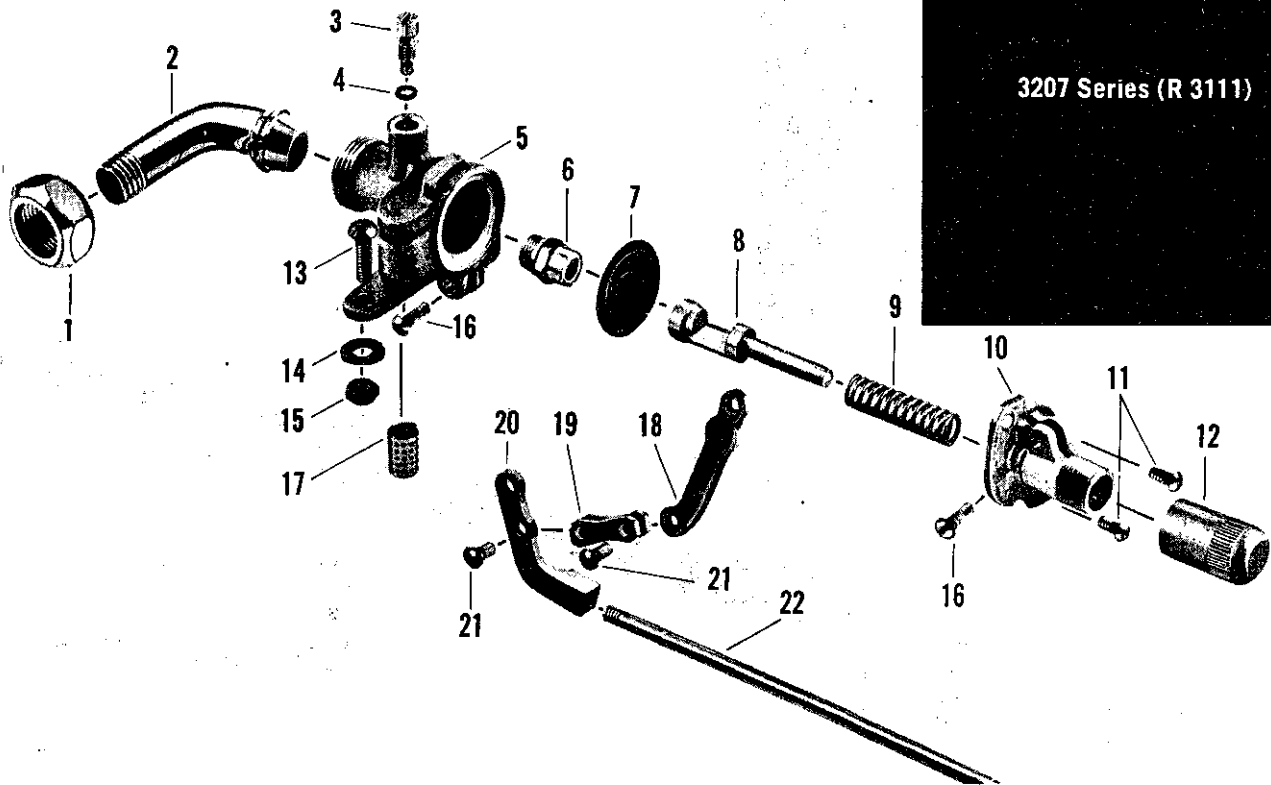




R 3110 B 1933

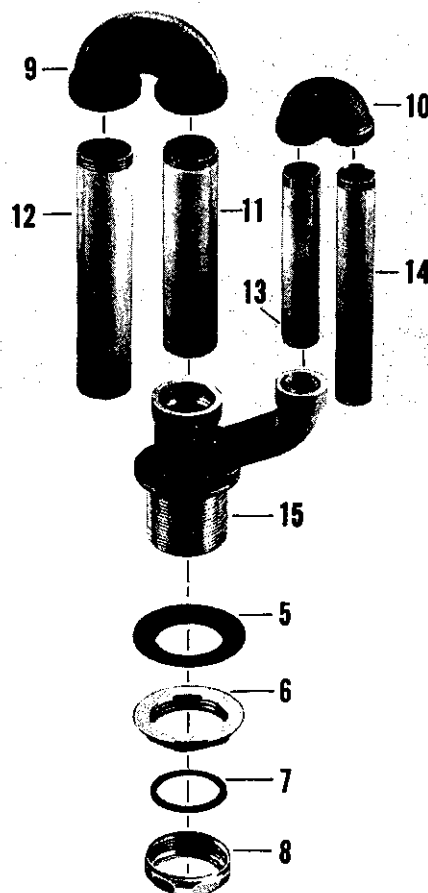
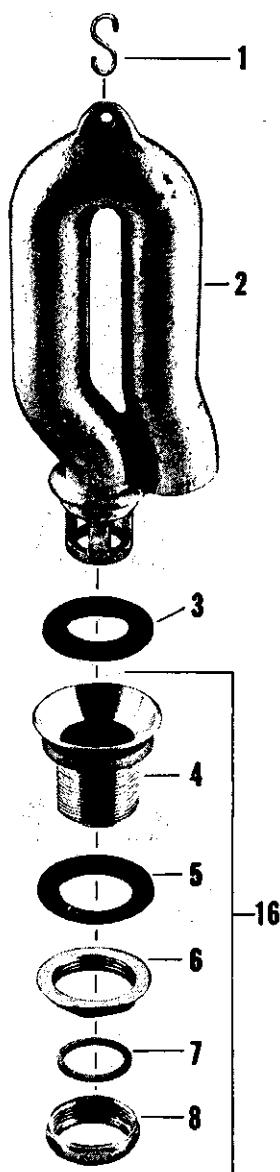
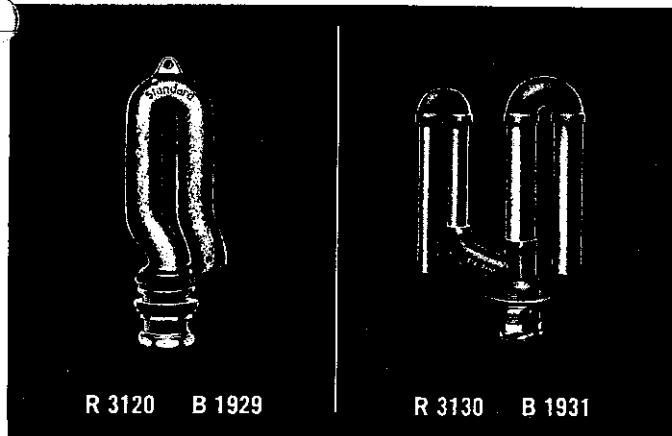


no.	description	part no.	R 3110 B 1933
1	Regulating Screw	33164-04	
2	Packing Nut	33163-08	
3	Packing	-78-27	
4	Screw	145-37	
5	Coupling Nut	24207-02	
6	Swivel Ell	24051-02	
7	Nut	217-07	
8	Body	33161-08	
9	Washer	90-07	
10	Seat Washer Holder	1161-07	
11	Seat Washer	497-07	
12	Plunger	32683-08	
13	Packing Nut	33171-08	
14	Palmetto Packing	20361-07	
15	Lever Screw	353-07	
16	Top	33172-08	
17	Top Screw	173-07	
18	Spring	41-17	
19	Cap	32685-08	
20	Regulating Screw Nut	24479-08	
21	Regulating Screw	21137-08	
22	Lever	32695-08	
23	Float Rod - 4" Long	32307-08	
	Float Rod - 6 1/2" Long	32314-08	
	Float Rod - 8 3/4" Long	46159-08	
	Float Rod - 12" Long	32311-02	
	Float Rod - 14" Long	39919-08	
24	Shank	33179-08	
25	Refill Tube	32694-08	
26	Stream Regulator	33953-08	



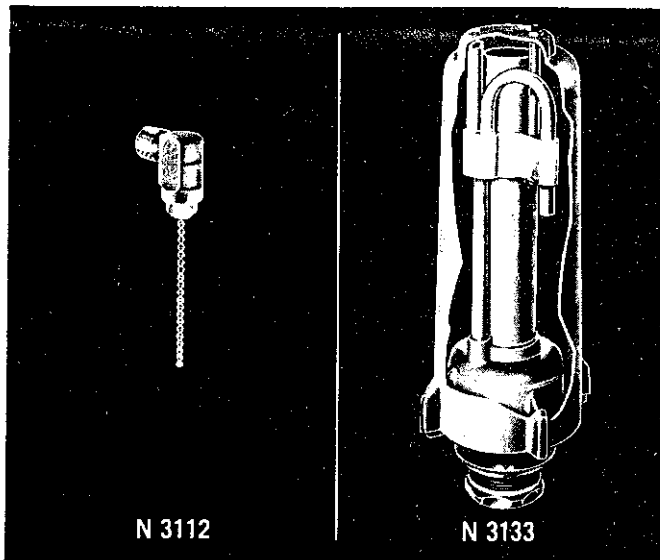
no.	description	part no.	R 3111
1	Coupling Nut	24207-02	
2	Swivel	24051-02	
3	Regulating Screw	958-27	
4	Static Seal	1029-27	
5	Body w/seat	8329-07*	
6	Seat	965-34	
7	Diaphragm	21903-07	
8	Plunger	946-27	
9	Spring	494-17	
10	Top	1437-17	
11	Top Screw	169-07	
12	Regulating Cap	1041-17	
13	Bolt	145-37	
14	Washer	21648-07	
15	Nut	217-07	
16	Lever Screw	915-17	
17	Stream Regulator	33952-07	
18	Plunger Lever	984-27*	
19	Link	1085-27	
20	Rod Lever	990-27	
21	Rivet	1008-17	
22	Float Rod 5" Long	32312-07*	
	Float Rod 6 1/2" Long	32314-07	
	Float Rod 8 3/4" Long	46159-07	
	Float Rod 12" Long	32311-07	
	Float Rod 14" Long	39919-07*	
Sub-assemblies			
Linkage S/A (Parts 16,18,19,20 and 21) - #8322-07			
Body S/A (Parts 3 thru 21) - #8320-07			

• NOT AVAILABLE



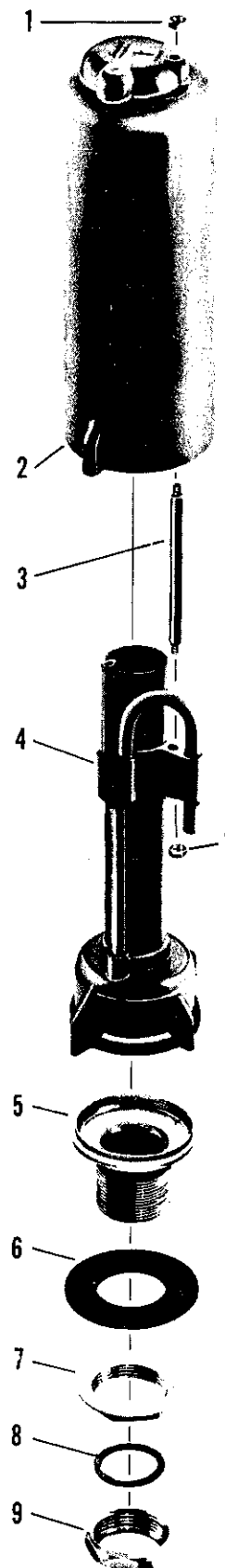
no.	description	part no.	R 3120 B 1929	R 3130 B 1931
1	"S" Hook	484-07		
2	Syphon w/"S" Hook & Washer	360-29		
3	Washer	80-07		
4	Syphon Seat	32357-08		
5	Washer	64-07		
6	Lock Nut	24405-02		
7	Coupling Washer	5-07		
8	Coupling Nut	628-12		
9	1 1/4" Return Bend	32395-08		
10	7/8" Return Bend	32365-08		
11	1 1/4" x 5" Tube - 2 Thds.	39143-08		
12	1 1/4" x 6" Tube - 1 Thd.	39129-08		
13	7/8" x 4 3/4" Tube - 2 Thds.	38971-08		
14	7/8" x 6" Tube - 1 Thd.	38972-08		
15	Body	32362-08		
16	Seat S/A (Parts 4 thru 8)	78275-02		

Note-Collar for above fittings for soldering to 1 1/4" O.D.  
 Flush Pipe - Specify #39705-02  
 For 3/4" O.D. Flush Pipe - Specify #39704-02

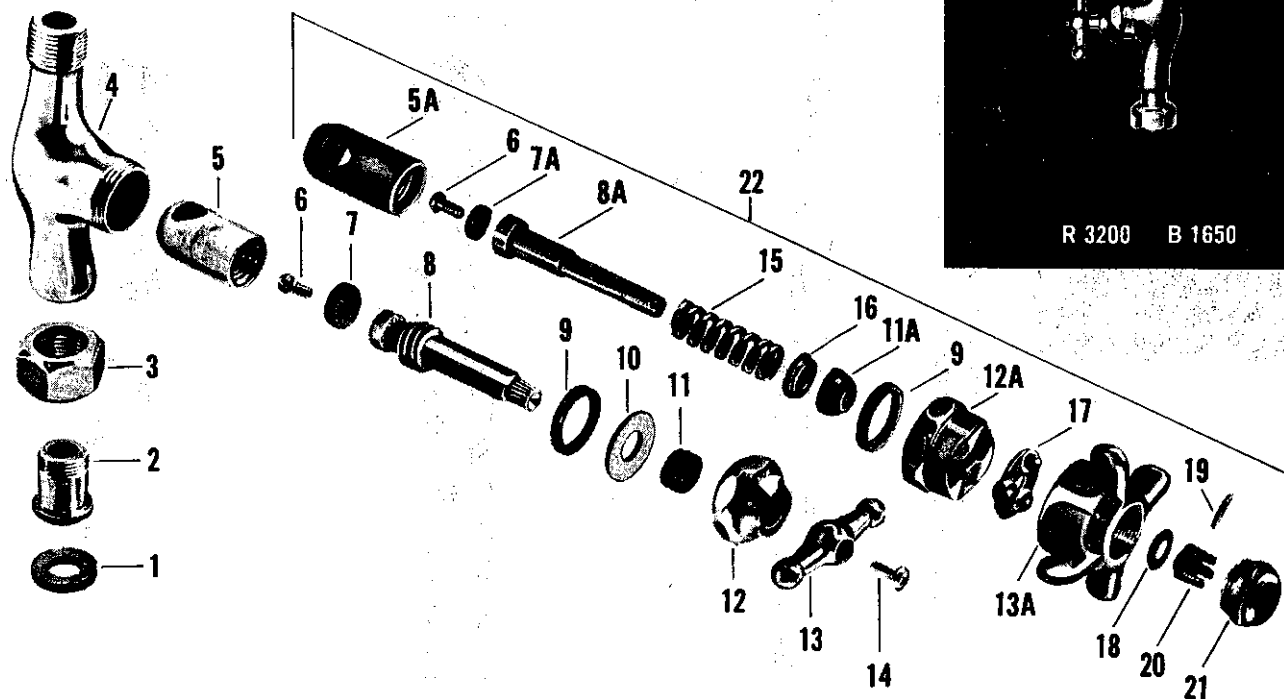


no.	description	part No.	N 3133
1	Nut	217-07	
2	Shroud	33303-07	
3	Stud	33312-07	
4	Syphon S/A	33304-07	
5	Shank	33301-07	
6	Shank Washer	33302-07	
7	Lock Nut	24405-02	
8	Coupling Washer	51361-07	
9	Coupling Nut	35416-02	

no.	description	part no.	N 3112
1	Body	33321-07	
2	Seat	33320-07	
3	Friction Ring	246-37	
4	Stream Regulator	33316-07	
5	Chain Holder	33319-07	
6	Drip Chain	33314-07	
7	Spacer	33318-07	
8	Stream Straightener	33317-07	
9	Retaining Sleeve	33315-07	



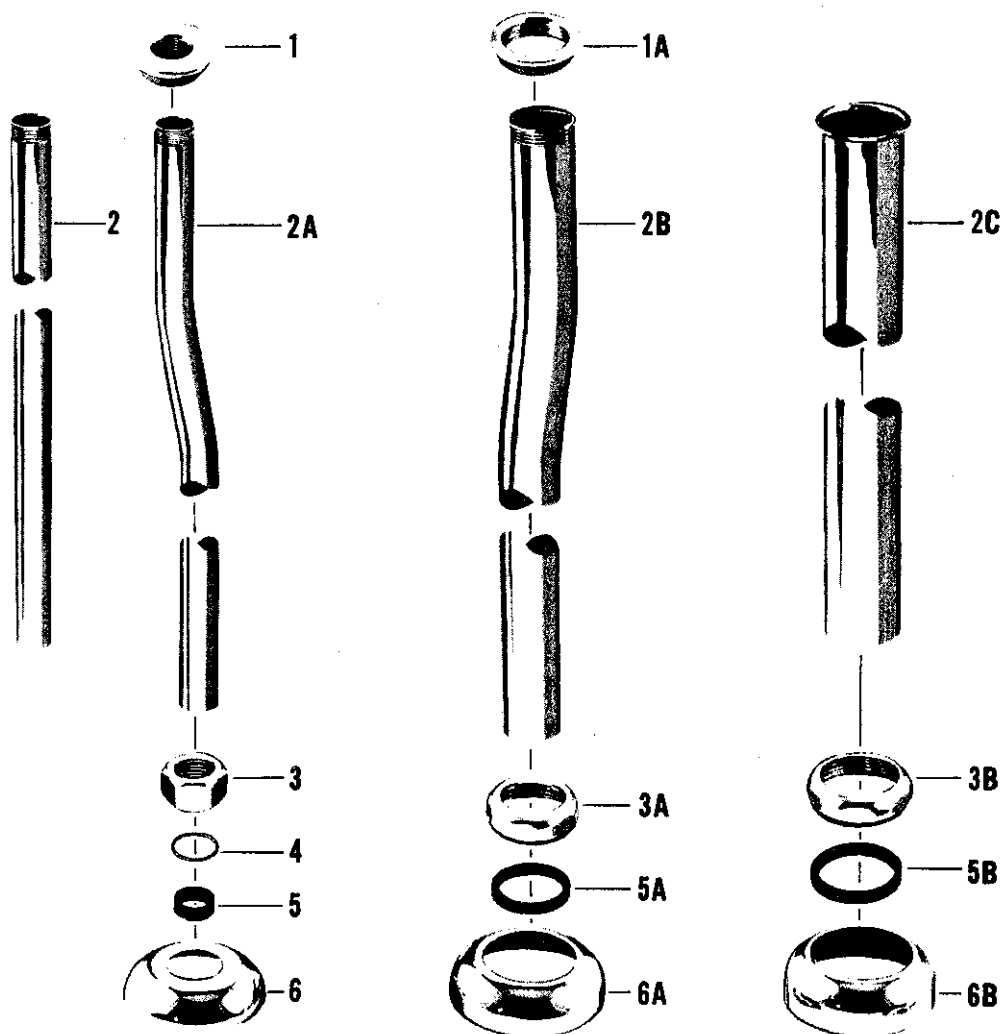






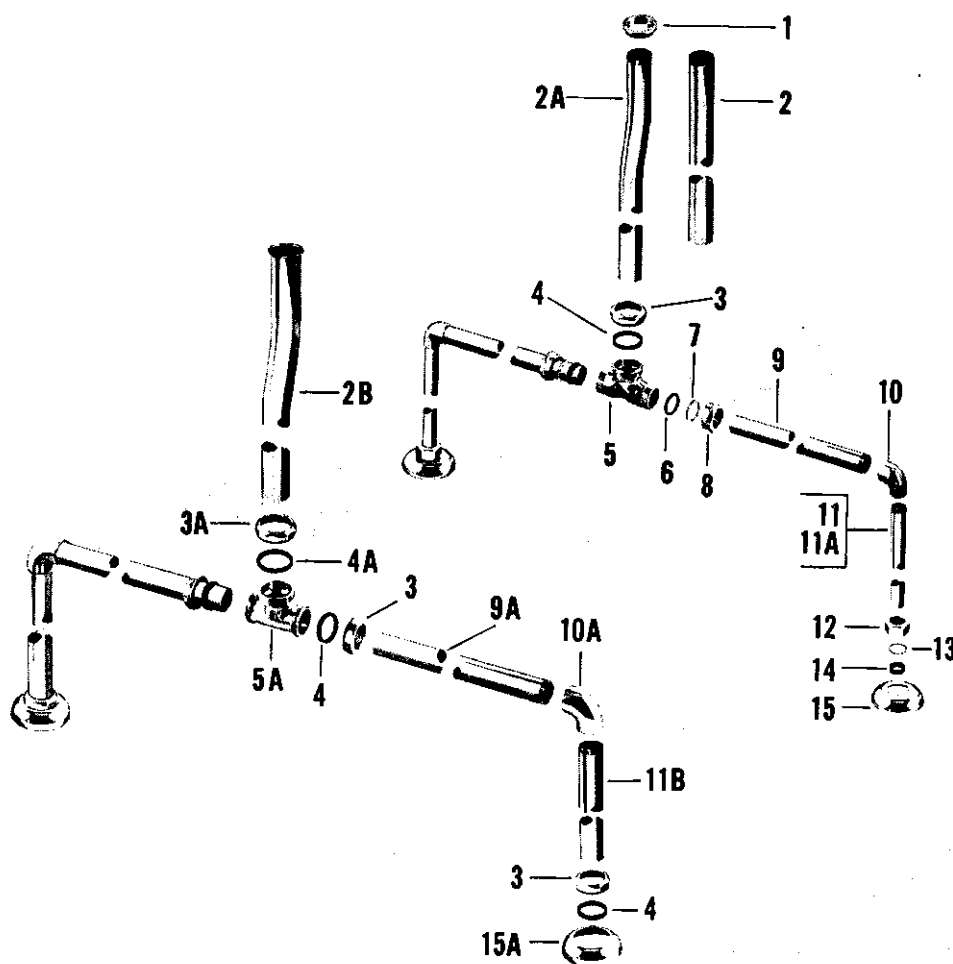
no.	description	part no.	R 3200 B 1650	R 3210 B 1653
1	Coupling Washer	332-17		
2	Collar	39602-02		
3	Coupling Nut	24346-02		
4	Body	19986-02		
5	Re-Nu Sleeve	20336-08		
5A	Re-Nu Sleeve	21376-08		
6	Seat Washer Screw	159-17		
7	Seat Washer	441-07		
7A	Seat Washer	1171-27		
8	Stem w/washer & Screw	20731-02		
8A	Stem w/washer & Screw	21189-08		
9	Cap Washer	1044-07		
10	Brass Washer	21625-08		
11	Packing	1311-07		
11A	Packing	129-07		
12	Cap	21437-02		
12A	Cap	21430-02		
13	Handle	31-12		
13A	Handle	23437-02		
14	Handle Screw	173-01		
15	Spring	1188-07		
16	Gland	33897-08		
17	Ball Race	527-17		
18	Washer	21771-08		
19	Pin	433-07		
20	Stem Nut	1150-07		
21	Handle Cap	23098-02		
22	Re-Nu Self-Closing Unit S/A Specify Plain Index	9101-02		

# Flush Pipe Assemblies for Single Urinals

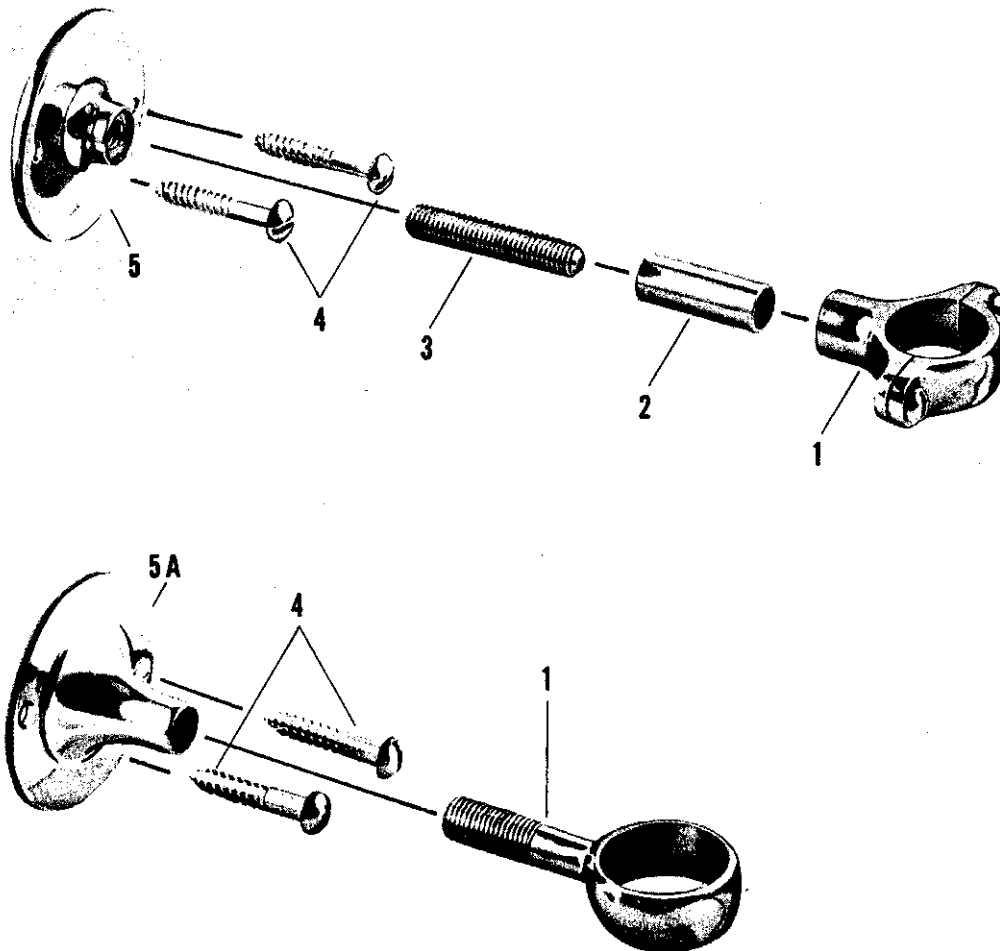
**KISSLER &  
CO., INC.**



no.	description	part no.	R 3410 B 2031 C	R 3411 B 2031 W	R 3412 B 2031 A	R 3413 B 2031 M
1	Collar	39538-02				
1A	Collar	39554-02				
2	Tube	39964-02				
2A	Tube	39963-02				
2B	Tube	41639-02				
2C	Tube	42704-02				
3	Coupling Nut	24346-02				
3A	Coupling Nut	634-22				
3B	Coupling Nut	628-12				
4	Friction Ring	21316-08				
5	Slip Joint Washer	117-07				
5A	Slip Joint Washer	468-07				
5B	Slip Joint Washer	469-07				
6	Flange	31528-02				
6A	Flange	287-12				
6B	Flange	1451-02				

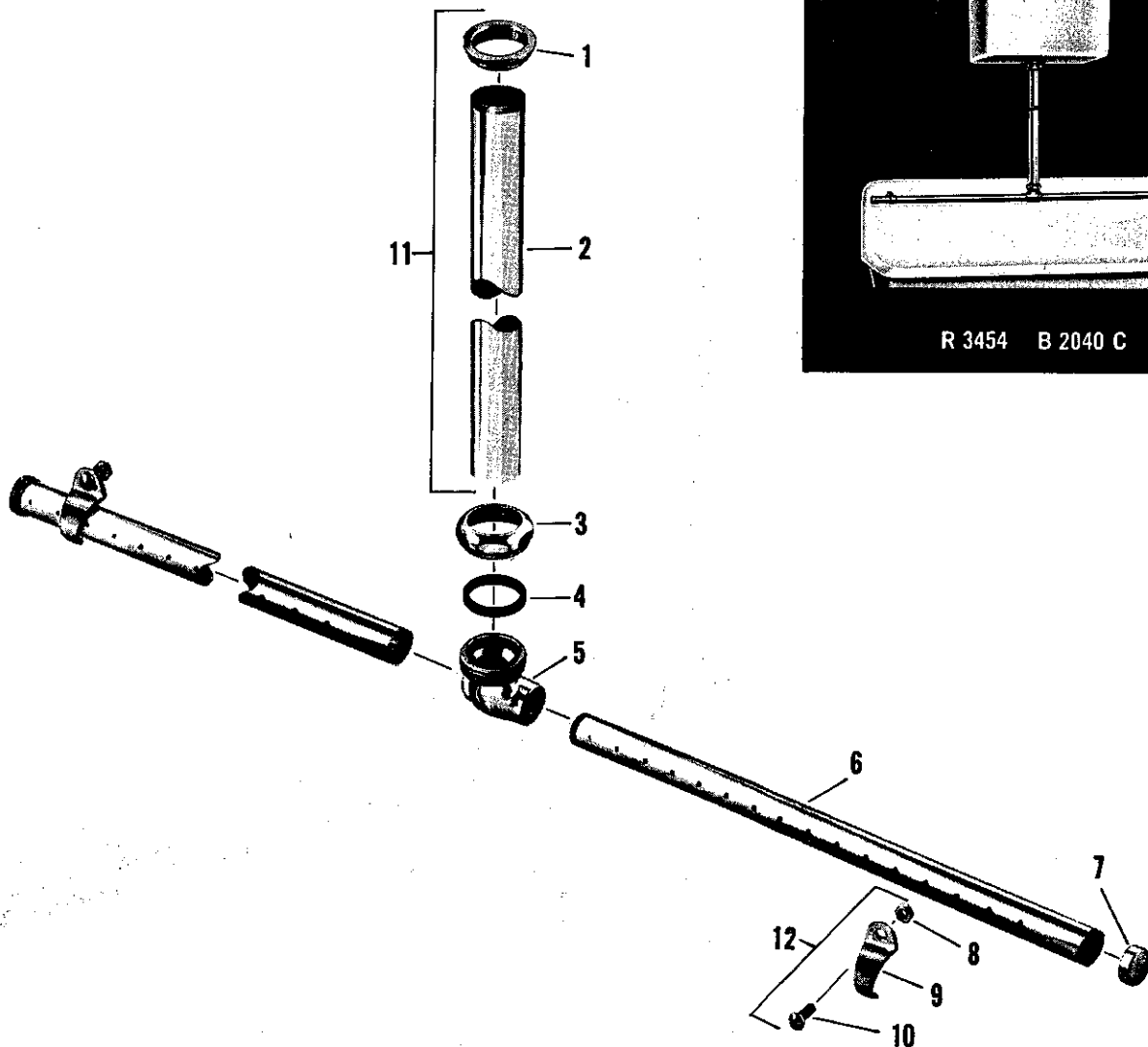


no.	description	part no.	R 3420 B 2032 CA	R 3421 B 2032 WA	R 3422 B 2032 A
1	Collar	39554-02			
2	Flush Tube from Tank	42233-02			
2A	Flush Tube from Tank	40492-02			
2B	Flush Tube from Tank	40456-02			
3	Slip Joint Nut	634-22			
3A	Slip Joint Nut	628-12			
4	Slip Joint Washer	468-07			
4A	Slip Joint Washer	469-07			
5	Tee	26960-02			
5A	Tee	26724-02			
6	Slip Joint Washer	1009-27			
7	Friction Ring	1016-17			
8	Slip Joint Nut	24331-02			
9	Horizontal Tube	42210-02			
9A	Horizontal Tube	25134-02			
10	Ell	60002-02			
10A	Ell	35923-02			
11	Vertical Tube to Urinal (5 1/4" Long)	41517-02			
11A	Vertical Tube to Urinal (14 1/8" Long)	42200-02			
11B	Vertical Tube to Urinal	40485-02			
12	Slip Joint Nut	24346-02			
13	Friction Ring	21316-08			
14	Slip Joint Washer	117-07			
15	Flange	31528-02			
15A	Flange	287-12			



no.	description	part no.	R-3450-2	R-3450-3	R-3451-2	R-3451-3	R-3452-2	R-3452-3
1	Holder - (1" O.D. Tube)	26040-02						
	Holder - (1 1/4" O.D. Tube)	26019-02						
	Holder - (1 1/4" O.D. Tube)	26012-02						
	Holder - (1 1/2" O.D. Tube)	26022-02						
	Holder - (1 1/2" O.D. Tube)	26010-02						
2	Spacer Tube	42621-02						
	Spacer Tube	40845-02						
3	Threaded Rod	46075-08						
	Threaded Rod	46070-08						
4	Screw	1248-01						
5	Flange	31649-02						
5A	Flange	26001-02						

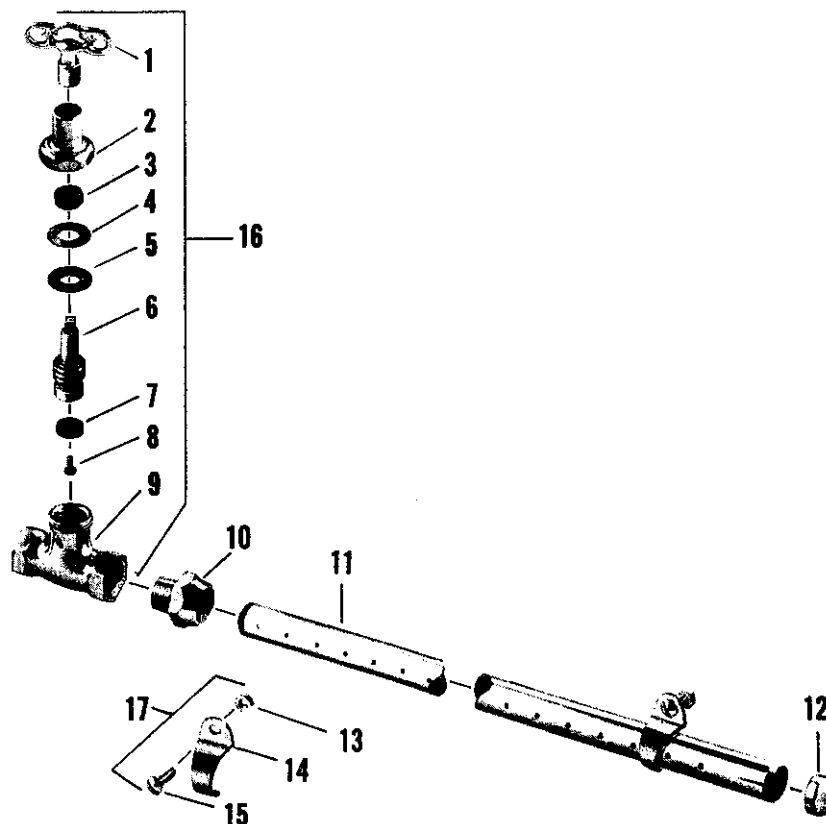
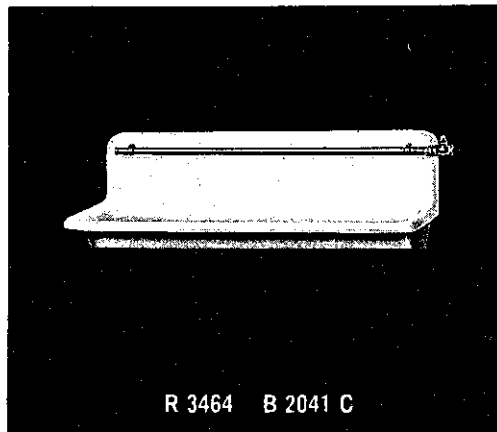
Note - Plate numbers with Suffix -2 are 2 1/2" Center to Wall  
 Plate numbers with Suffix -3 are 3" Center to Wall




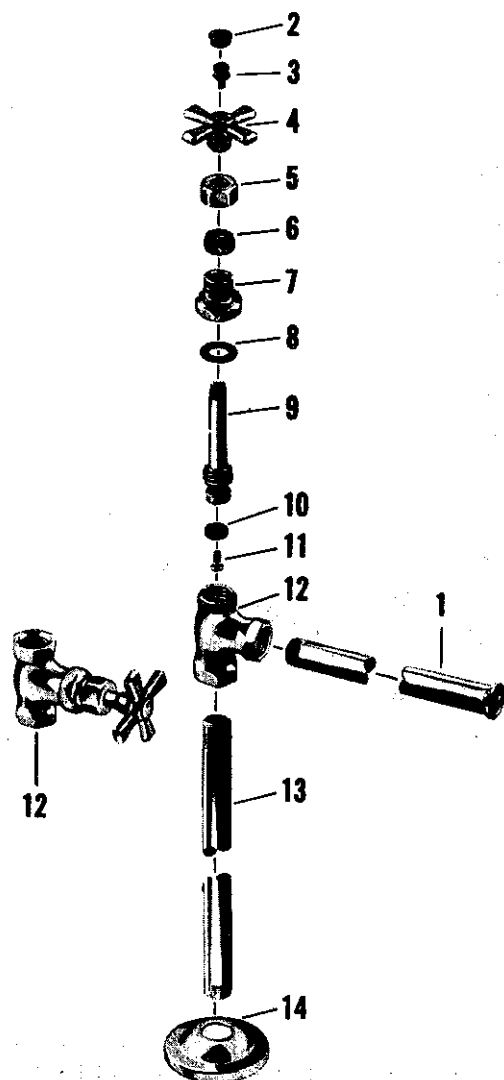
no.	description	part no.	R 3453 B 2040 B	R 3454 B 2040 C	R 3456 B 2040 E
1	Collar	39554-02			
2	Tube (Tank to Tee)	39162-02			
3	Slip Joint Nut	634-22			
4	Slip Joint Washer	468-07			
5	Tee	26627-02			
6	Washdown Tube	39001-02			
	Washdown Tube	39006-02			
	Washdown Tube	39000-02			
7	Tube Cap	19094-02			
8	Nut	217-07			
9	Strap	26028-02			
10	Bolt	48-12			
11	Collar & Tube S/A (Parts 1-2)	12830-02			
12	Strap & Bolt S/A (Parts 8-9-10)	7807-02			

# Flush Assemblies for P-6470 Trough Urinals

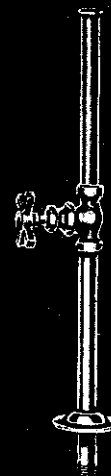
**KISSLER &  
CO., INC.**



no.	description	part no.	R 3463 B 2041 B	R 3464 B 2041 C	R 3466 B 2041 E
1	Loose Key	1187-09			
2	Cap	19019-02			
3	Packing	1311-07			
4	Brass Washer	21644-08			
5	Cap Washer	126-07			
6	Stem w/washer & Screw	19221-05			
7	Seat Washer	442-07			
8	Seat Washer Screw	159-17			
9	Stop Body	19723-02			
10	Spud	32561-02			
11	Drilled Tube	38992-02			
	Drilled Tube	38994-02			
	Drilled Tube	38998-02			
12	Tube Cap	19094-02			
13	Nut	217-07			
14	Strap	26028-02			
15	Bolt	48-12			
16	Stop S/A	2501-02			
17	Strap & Bolt S/A	7807-02			

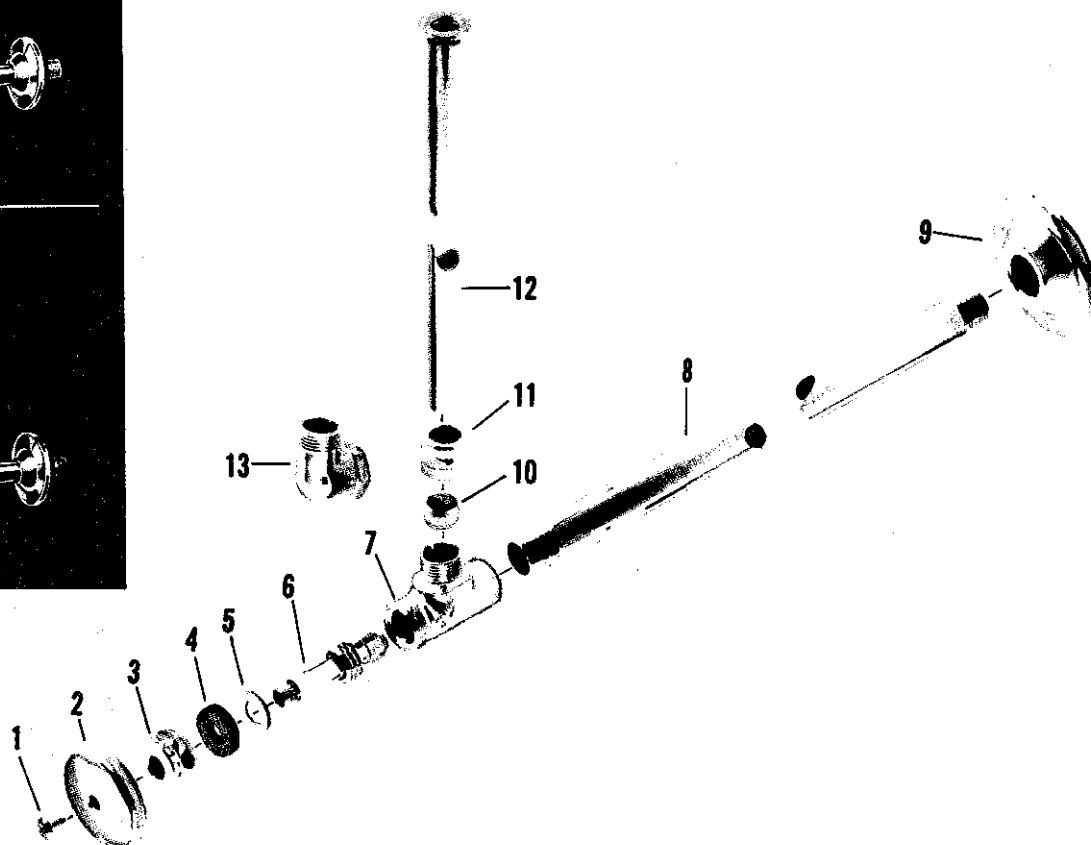
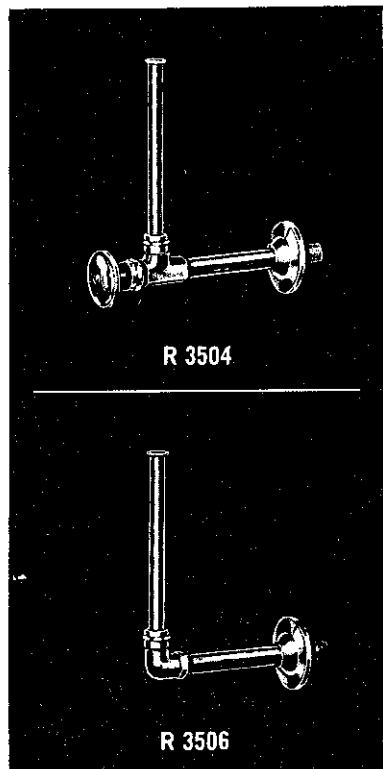


R 3502



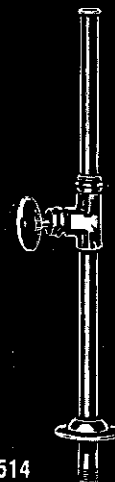
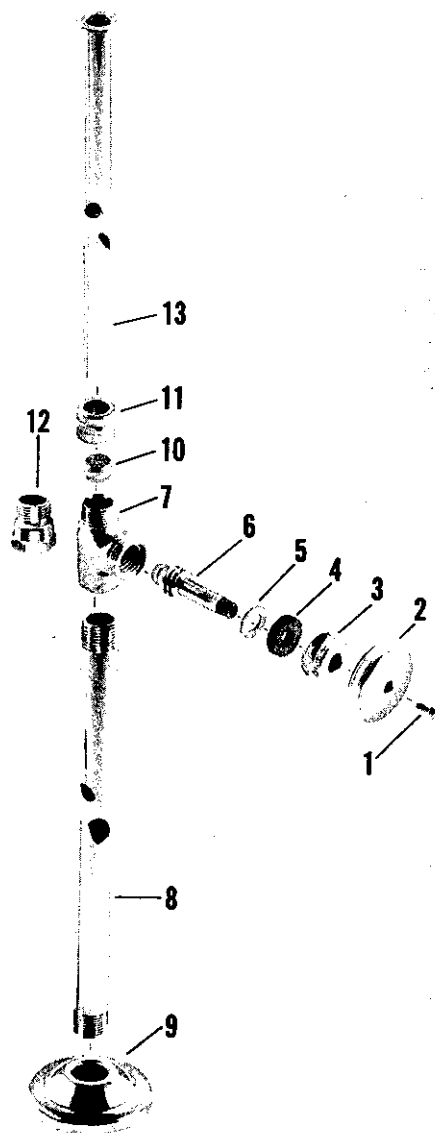
R 3512

no.	description	part no.	R 3502	R 3512	R 3512-1	R 3522	R 3532
1	Vertical Pipe (4 7/16" Long)	43701-02					
	Vertical Pipe (7 3/4" Long)	43709-02					
2	Button - Specify Plain	1255-12					
3	Screw	264-17					
4	Handle	1254-12					
5	Stuffing Nut	25015-02					
6	Packing	1311-07					
7	Stuffing Box Cap	21423-02					
8	Cap Washer	125-07					
9	Stem w/washer & Screw	21670-02					
10	Seat Washer	441-07					
11	Seat Washer Screw	159-17					
12	Stop Body (Angle)	19731-02					
	Stop Body (Straight)	92192-02					
13	Wall Pipe (6 1/8" Long)	42126-02					
	Wall Pipe (4" Long)	41217-02					
	Floor Pipe (10 1/8" Long)	42040-02					
	Floor Pipe (7 1/8" Long)	42019-02					
	Floor Pipe (12 3/4" Long)	39463-02					
14	Escutcheon	721-12					



no.	description	part no.	R 3504	R 3505	R 3506	R 3524	R 3526
1	Handle Screw	55368-01					
	Handle Screw	55368-03					
2	Handle	378-12					
	Handle	378-13					
3	Nut	63761-02					
	Nut	63761-03					
4	Packing Washer	63757-07					
5	Brass Washer	63760-07					
6	Stem	63758-02					
	Stem	63758-03					
7	Body	63726-02					
	Body	63726-03					
8	Nipple - 6" Long	63763-02					
	Nipple - 6" Long	63763-03					
	Nipple - 4" Long	63766-02					
9	Escutcheon	751-12					
	Escutcheon	751-13					
10	Sleeve	63728-07					
11	Compression Nut	63729-02					
	Compression Nut	63729-03					
12	Riser - 8" Long	921-22					
	Riser - 8" Long	921-23					
13	Elbow	63727-02					





R 3514

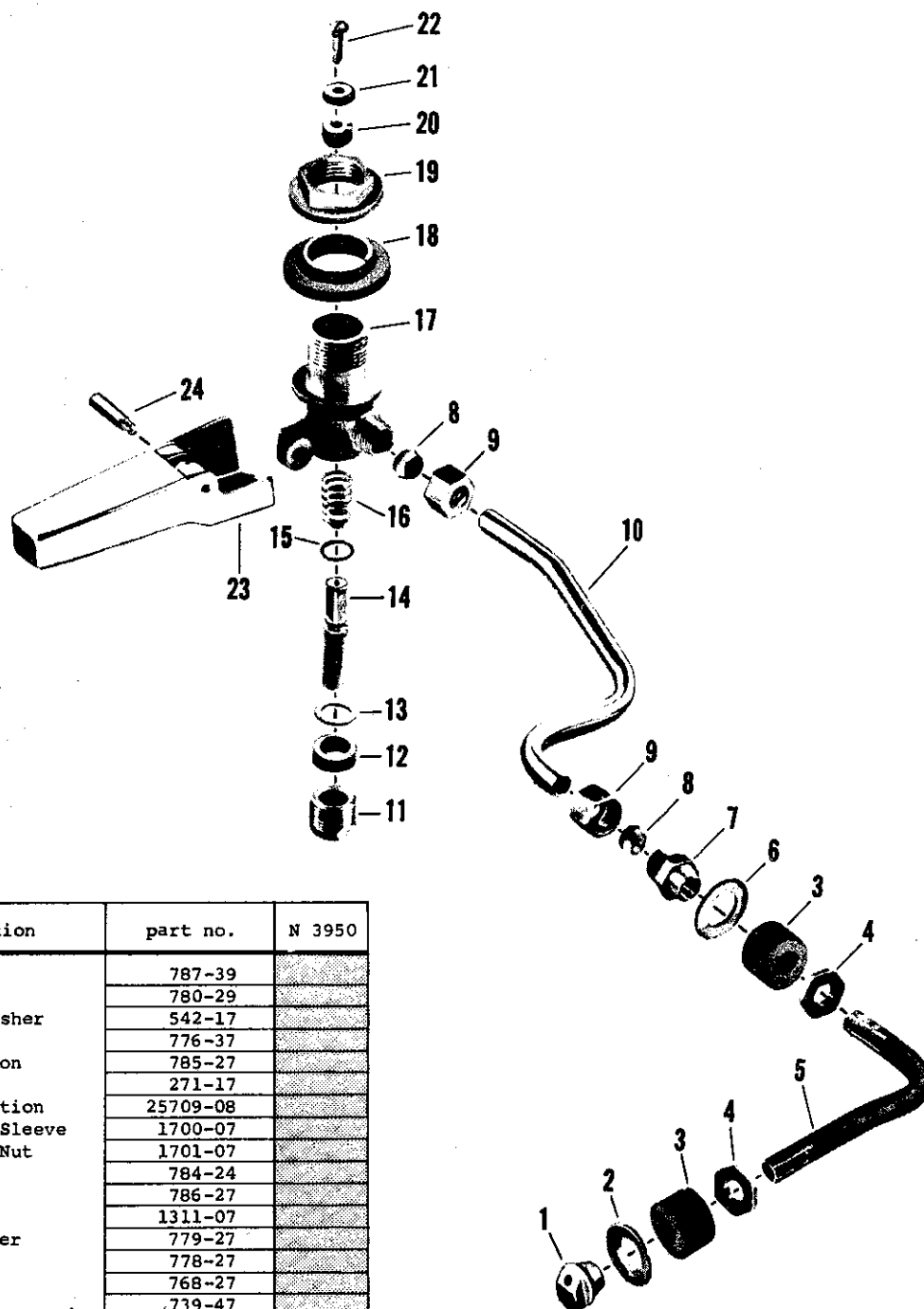


R 3516

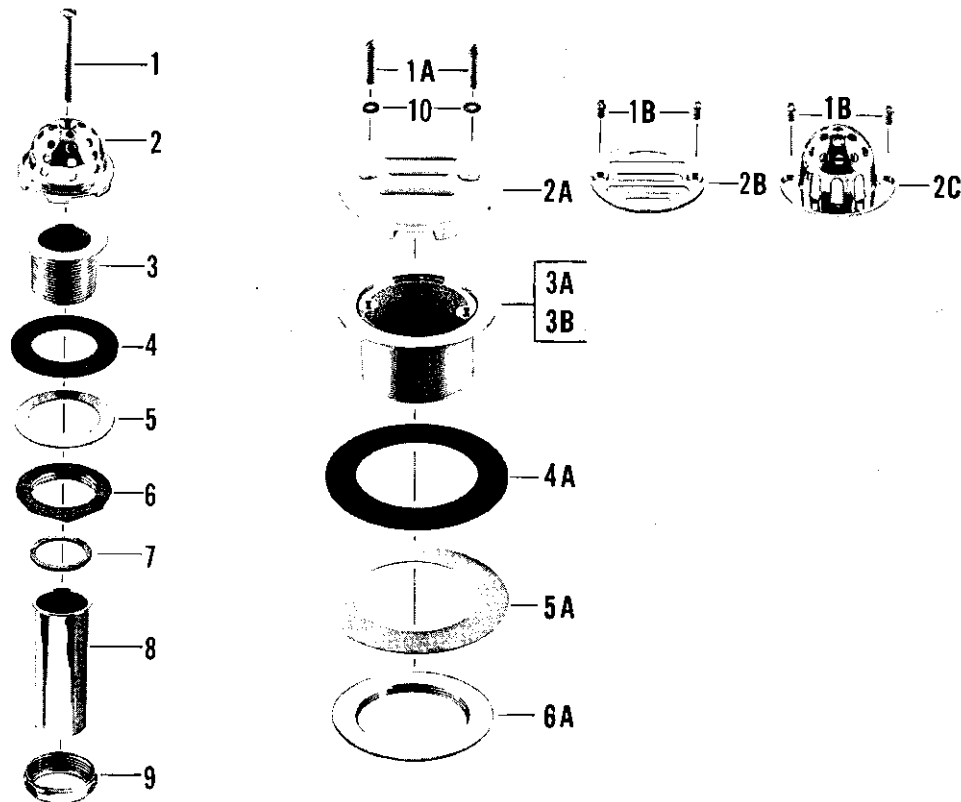
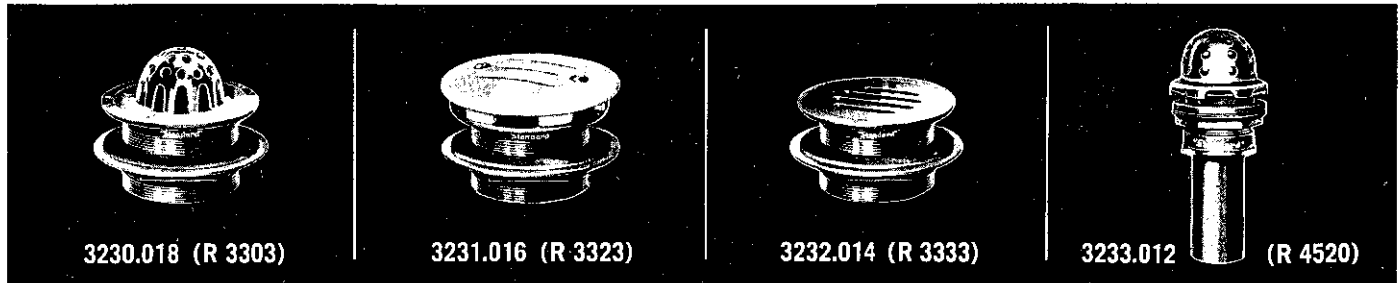
no.	description	part no.	R 3514	R 3516	R 3534	R 3536
1	Handle Screw	55368-01				
2	Handle	378-12				
3	Nut	63761-02				
4	Packing Washer	63757-07				
5	Brass Washer	63760-07				
6	Stem	63732-02				
7	Body	63731-02				
8	Nipple - 8" Long	63765-02				
	Nipple - 6" Long	63763-02				
9	Escutcheon	751-12				
10	Sleeve	63728-07				
11	Compression Nut	63729-02				
12	Coupling	63736-02				
13	Riser - 8" Long	921-22				
	Riser - 16" Long	63739-02				

# Valve for F-2024 Neo-Health Closet Combination

**KISSLER &  
CO., INC.**

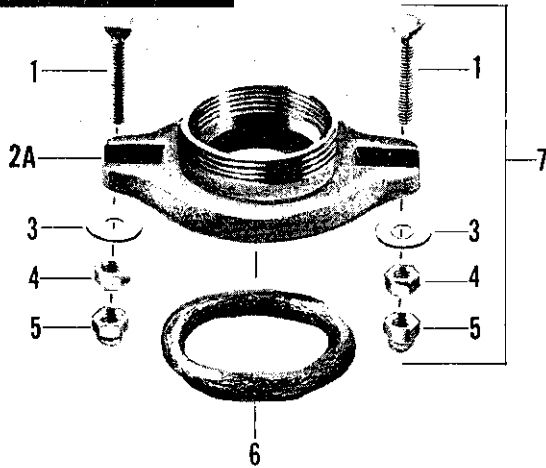


no.	description	part no.	N 3950
1	Jet Nut	787-39	
2	Jet Flange	780-29	
3	Expansion Washer	542-17	
4	Nut	776-37	
5	Ell Connection	785-27	
6	Washer	271-17	
7	Union Connection	25709-08	
8	Compression Sleeve	1700-07	
9	Compression Nut	1701-07	
10	Supply Tube	784-24	
11	Stuffing Nut	786-27	
12	Packing	1311-07	
13	Packing Washer	779-27	
14	Stem	778-27	
15	Stem Washer	768-27	
16	Spring	739-47	
17	Valve Body	25374-08	
18	Shank Washer	1028-07	
19	Lock Nut	24998-08	
20	Seat Washer	53-07	
21	Seat Washer Holder	781-37	
22	Seat Washer Screw	1739-17	
23	Handle	114-12	
24	Handle Pin	783-22	
Sub-assemblies			
Supply Ell S/A (Parts 1 thru 9) - #7482-08			
Valve S/A (Parts 8-9 & 11 thru 24) - #7481-02			

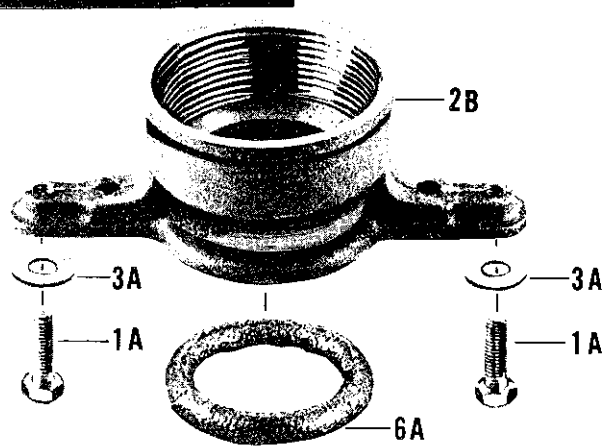


no.	description	part no.	R 3303	R 3323	R 3333	R 4520
1	Screw	1118-01				
1A	Screw	385-01				
1B	Screw	89-11				
2	Strainer	28103-02				
2A	Strainer	905-07				
2B	Strainer	28184-02				
2C	Strainer	1027-12				
3	Plug	28238-04				
3A	Plug	28185-02				
3B	Plug	28185-04				
4	Washer	37-17				
4A	Washer	36-07				
5	Friction Washer	20645-09				
5A	Friction Washer	38-17				
6	Lock Nut	24449-07				
6A	Lock Nut	28187-07				
7	Coupling Washer	51361-07				
8	Tailpiece	51129-04				
9	Coupling Nut	628-12				
10	Washer	216-07				

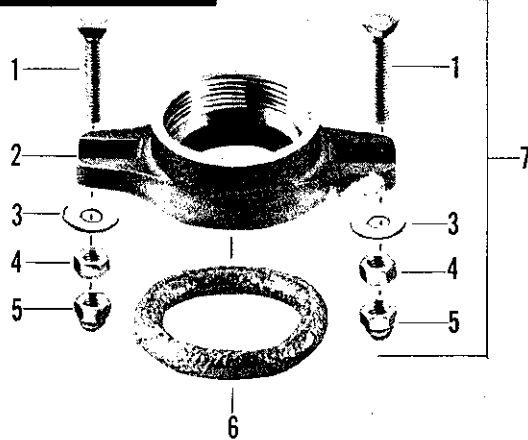
3552.015 (F 6240)



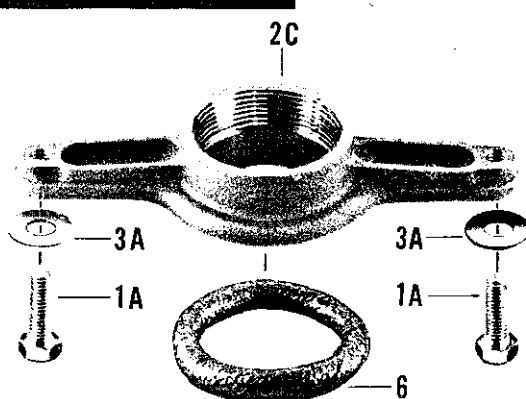
3556.016 (F 6271)



3555.018 (F 6200)



3557.014 (F 6271)



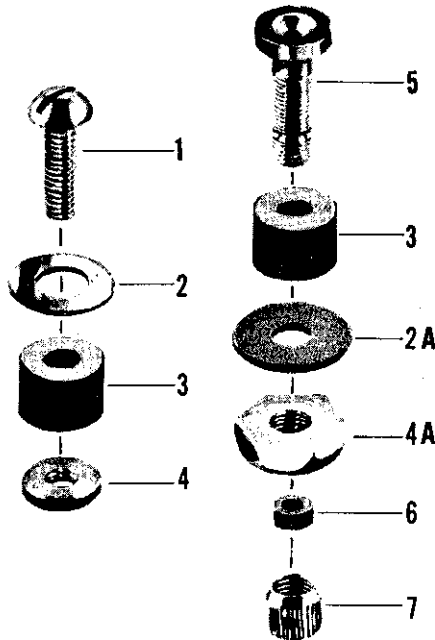
no.	description	part no.	1 1/2" I.P. Female X 2" I.P. Male F 6240	2" I.P. Female F 6200	3" I.P. Female F 6271	2" I.P. Female F 6271
1	Bolt	418-17*				
1A	Bolt	32115-02				
2	Spud	32505-07				
2A	Spud	32517-07				
2B	Spud	32889-07*				
2C	Spud	32882-07				
3	Washer	1896-02*				
3A	Washer	21644-07				
4	Hexagon Nut	132-11				
5	Bolt Cap	138-31				
6	Gasket	399-07				
6A	Gasket	135-17				
7	Bolt S/A (Parts 1-3-4-5)	12745-02				

• NOT AVAILABLE

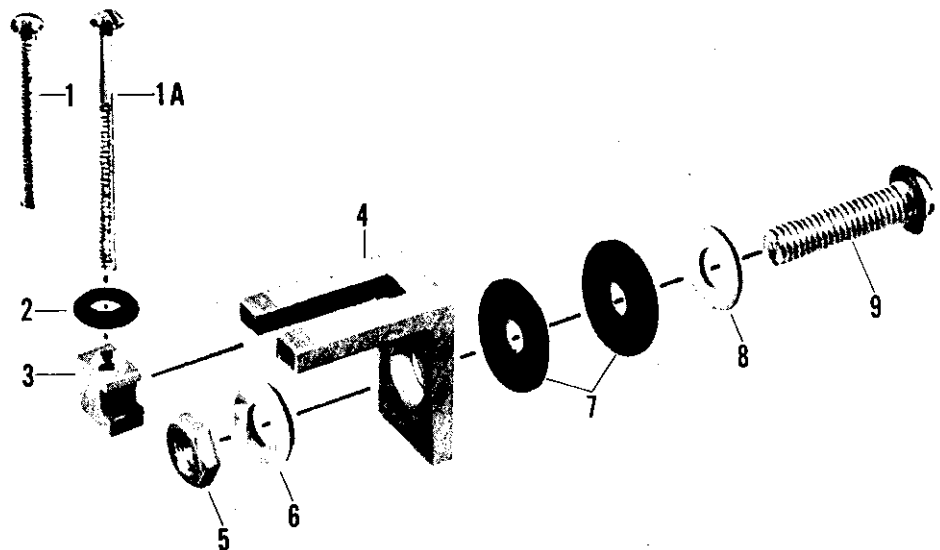
3555.018 furnished complete under part #47082-07

# KISSLER & CO., INC.

## Cleanout and Drain Plugs for Vitreous Chinaware Tank Cover Locking Devices



no.	description	part no.	Cleanout Plug F 6200	Drain Plug F 2000-05
1	Screw	295-01		
2	Washer	21533-02		
2A	Washer	164-05		
3	Expansion Washer	98-07		
4	Lock Nut	20900-08		
4A	Lock Nut	25025-02		
5	Spud	32738-04		
6	Drain Cap Washer	263-07		
7	Drain Cap	272-14		



no.	description	part no.	Wall Hung F 4050-70	Free Standing F 2000-05
1	Lid Screw	251-41		
1A	Lid Screw	29-01		
2	Washer	21648-02		
3	Adjusting Nut	1285-18		
4	Bracket	1286-18		
5	Lock Nut	1113-17		
6	Washer	388-07		
7	Rubber Washer	463-17		
8	Washer	388-02		
9	Bolt	179-12		

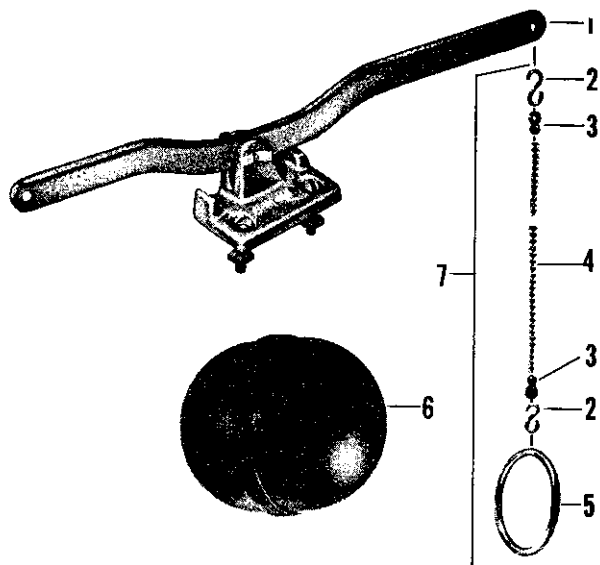
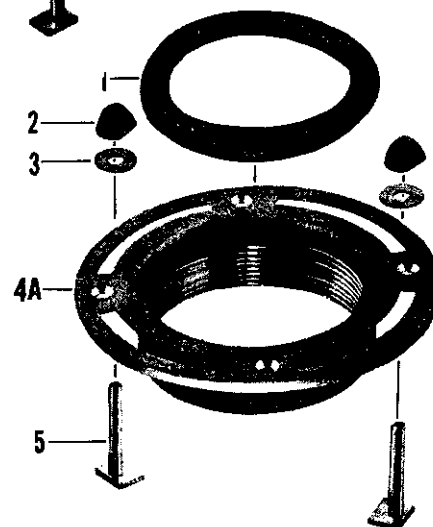
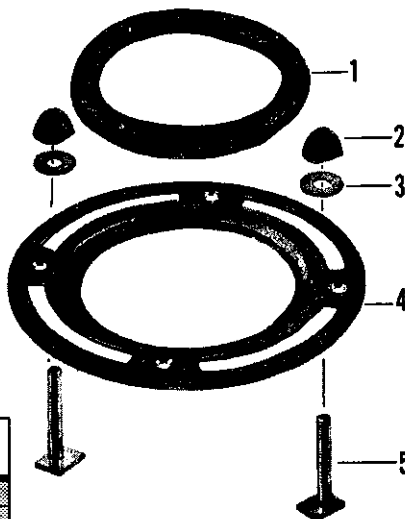
# Floor Flanges High Tank Chain and Pull Fittings

## KISSLER & CO., INC.



#5 Floor Flange

no.	description	part no.	#5 Floor Flge.	#6 Floor Flge.
1	Gasket	395-17		
2	Bolt Head	32125-08		
3	Washer	306-07		
4	Flange	31636-08		
4A	Flange	31812-08		
5	Bolt	32132-08		



no.	description	part no.	F 4100 Vit. China Tanks	P 6425 Ena. Iron Tanks
1	Lever S/A - #1 Tank	362-19		
	Lever S/A - #1 Tank	1459-19		
	Lever S/A - #2 Tank	262-19		
	Lever S/A - #2 Tank	371-29		
	Lever S/A - #3 Tank	371-29		
2	"S" Hook	485-02		
3	Chain Coupling	268-12		
4	Chain	20581-02		
5	Pull Ring	93984-02		
6	Float Ball - #1 Tank	1899-07		
	Float Ball - #1 Tank	1460-17		
	Float Ball - #2 Tank	1899-07		
	Float Ball - #3 Tank	1899-07		
	Float Ball - #3 Tank	1899-07		
7	Chain & Pull Ring S/A (Parts 2-3-4-5)	10702-02		

Note - For Water Control parts refer to R 3100 on page 3-34

For Syphon parts refer to R 3120 on page 3-37

For Automatic Fittings for F 4100 & P 6425 Tanks refer to R 3130 Syphon on page 3-37 & R 3110 Water Control on page 3-35 or R 3111 Water Control on page 3-36

For Automatic Fittings for F 4121-22 Tanks refer to N 3133 Syphon on page 3-38 refer to N 3112 Supply Valve on page 3-38

# KISSLER & CO., INC. Luxor and Concord Actuating Units

---

Luxor  
(Ventilated)  
2003

33628-02\*



Luxor  
(Non-ventilated)  
2002-2003

33611-02\*



Concord  
2004.018

33650-03

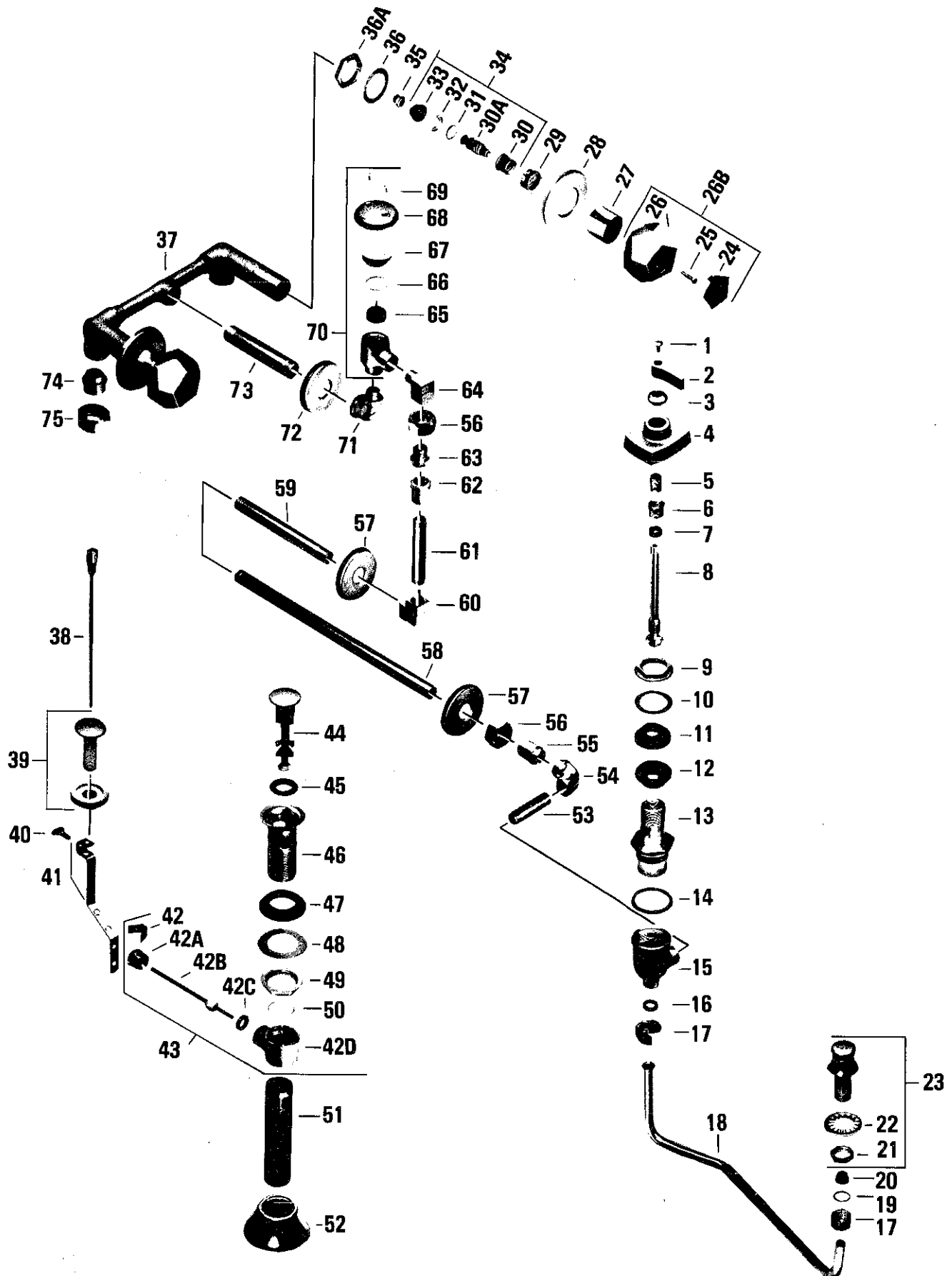


\*For Gold Finish use same number with .94 suffix to Specify Gold

# Bidet Fittings

Wall Mounted

## KISSLER & CO., INC.





# KISSLER & CO., INC.

## Bidet Fittings

Wall Mounted

no.	description	part no.	3324.092	3324.126	no.	description	part no.	3324.092	3324.126
1	HANDLE SCREW	173-01			36	WASHER	63459-07		
2	HANDLE	1055-12			36A	LOCKNUT	25045-07		
3	DIAL HOLDER	198-12			37	BODY & TEE S/A	70681-07●		
4	DIAL PLATE	885-127			38	LIFT ROD S/A	70661-02		
5	NIPPLE	39994-07			39	FLANGE S/A	4629-06		
6	PACK NUT	194-17			40	THUMB SCREW	831-09		
7	PACKING	1311-07			41	EXTENSION & SCREW S/A	4669-09		
8	TRANS VALVE STEM	21444-04			42	CLIP	72531-07		
9	LOCKNUT	24584-07			42A	PIVOT NUT	70507-05		
10	WASHER	63459-07			42B	ROD & BALL S/A	70414-07		
11	GASKET	1028-07			42C	WASHER	64705-07		
12	GASKET (REVERSED)	1028-07			42D	CPLG BODY	70405-04		
13	SHANK	20560-07			43	COUPLING S/A	70513-04		
14	WASHER	1064-07			44	STOPPER	64754-09		
15	BODY	19590-07●			45	GASKET	826-07		
16	CPLG WASHER	677-37			46	PLUG	64751-02		
17	CPLG NUT	24220-07			47	GASKET	64752-07		
18	SPRAY SUP TUBE	96025-04			48	FRIC WASHER	427-17		
19	FRICITION RING	21391-07			49	LOCKNUT	64753-01		
20	SJ WASHER	1010-17			50	GASKET	64784-07		
21	LOCKNUT	300-27			51	TAILPIECE	70534-04		
22	WASHER	54538-09			52	ESCUTCHEON	64845-02		
23	SPRAY ASSEMBLY	17356-02			53	PIPE	39398-02●		
24	INDEX CAP 'C'	70632-071			54	UNION ELL	26828-02		
	INDEX CAP 'H'	70632-073			55	SWIVEL	23984-02		
	INDEX 'C' (CRYSTAL) NOT SHOWN *	70624-021			56	COUPLING NUT	24207-02		
	INDEX 'H' (CRYSTAL) NOT SHOWN *	70624-023			57	ESCUTCHEON	751-16		
25	SCREW (CHRO HDLE)	1130-17			58	PIPE	43736-02		
	SCREW (CRYST HDLE) NOT SHOWN *	297-37			59	PIPE	39408-02		
26	HANDLE (CHRO)	70630-02			60	3/8 ELL	1823-02●		
	HANDLE (CRYSTAL) NOT SHOWN *	70625-07			61	PIPE	41966-02		
26A	SCREW WASHER (NOT SHOWN) *	70608-07			62	FEMALE UNION	24840-02		
	HANDLE SEAL (NOT SHOWN) *	70609-07			63	SWIVEL	23968-04		
	HANDLE INSERT (NOT SHOWN) *	70626-02			64	STREET ELL	1824-02●		
26B	2 HDLE KIT H & C (CHRO)	6317-02			65	FLOAT	25670-07		
	2 HDLE KIT H & C (CRYSTAL) *	6320-02			66	O'RING	866-27		
27	ESCH HOLDER	890-22			67	V.B. CAP	25672-07		
28	ESCUTCHEON	680-32			68	V.B. COVER	25674-02		
29	LOCKNUT	855-17			69	SCREW	25673-02		
30	STEM NUT	72956-07			70	VAC. BREAKER S/A	7864-02		
30A	STEM S/A	72952-07●			71	RED. ELL 1/2 x 3/8	1490-02		
31	FRICITION RING	246-37			72	ESCUTCHEON	64882-06		
32	STOP RING	72959-07			73	PIPE	42518-02●		
33	DIAPHRAGM (2)	72940-07			74	UNION SWIVEL	1836-07		
34	AQUASEAL STEM S/A	72950-17			75	COUPLING NUT	25513-07		
35	SEAT BRASS 862-14, MONEL	863-27							

● NOT AVAILABLE

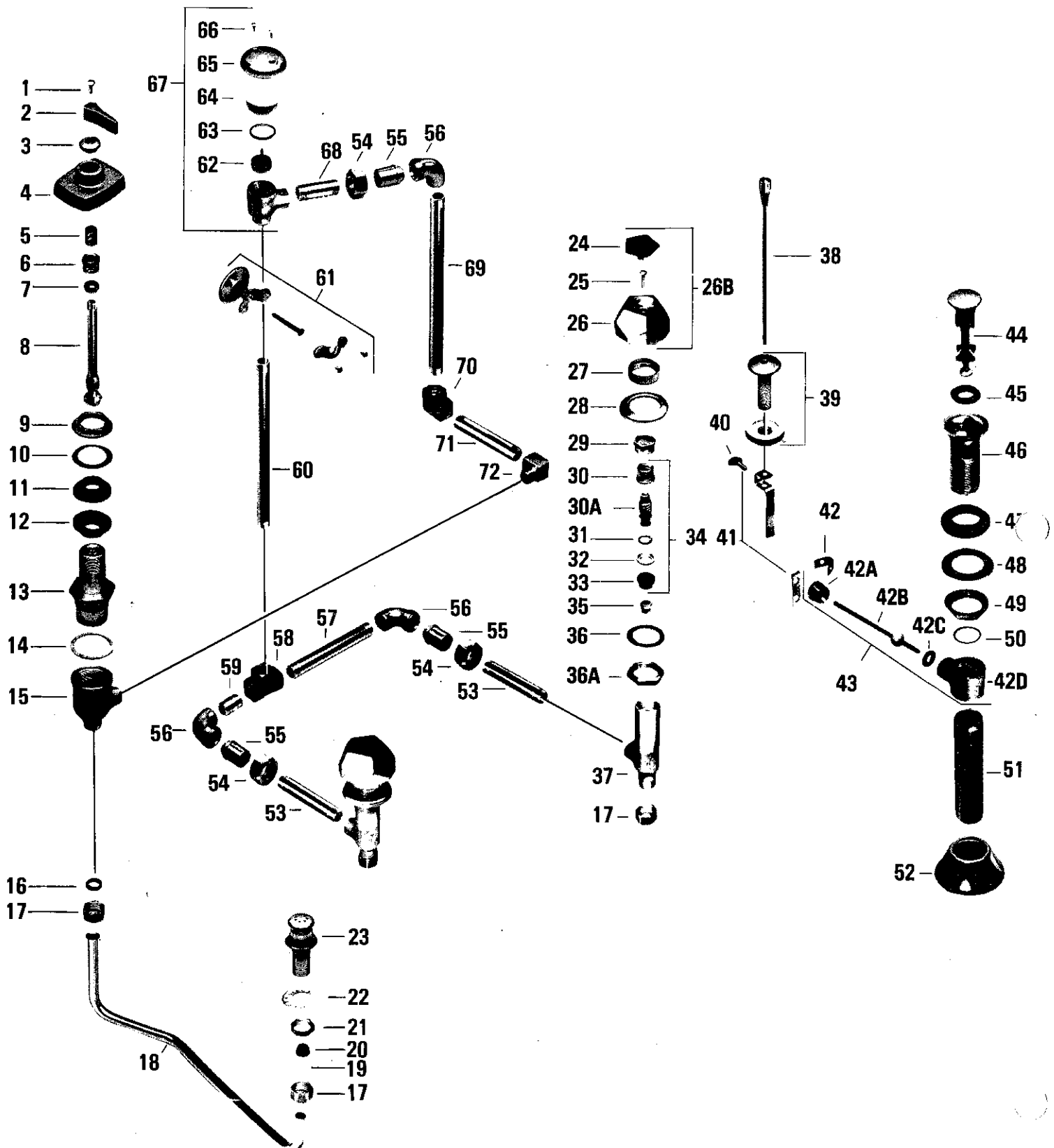
\* FOR ILLUSTRATION OF CRYSTAL HANDLE S/A - SEE PAGE 7-24.

FOR EXPOSED GOLD PLATED PARTS — USE REGULAR PART NUMBER WITH -94 SUFFIX TO DESIGNATE GOLD FINISH.

# Bidet Fittings

Fixture Mounted

# KISSLER & CO., INC.



no.	description	part no.	3325.081	3325.118	no.	description	part no.	3325.081	3325.118
1	HANDLE SCREW	173-01			35	SEAT BRASS 862-14, MONEL	863-27		
2	HANDLE	1055-12			36	WASHER	63459-07		
3	DIAL HOLDER	198-12			36A	LOCKNUT	25045-07		
4	DIAL PLATE	885-127			37	VALVE BODY	70680-07●		
5	NIPPLE	39994-07			38	LIFT ROD S/A	70661-02		
6	PACK. NUT	194-17			39	FLANGE S/A	4629-06		
7	PACKING	1311-07			40	THUMB SCREW	831-09		
8	STEM	21444-04			41	EXTENSION & SCREW S/A	4669-09		
9	LOCKNUT	24584-07			42	CLIP	72531-07		
10	WASHER	63459-07			42A	PIVOT NUT	70507-05		
11	GASKET	1028-07			42B	ROD & BALL S/A	70414-07		
12	GASKET (REVERSED)	1028-07			42C	WASHER	64705-07		
13	SHANK	20560-07			42D	CPLG BODY	70405-04		
14	WASHER	1064-07			43	COUPLING S/A	70513-04		
15	BODY	19590-07●			44	STOPPER	64754-09		
16	CPLG. WASHER	677-37			45	GASKET	826-07		
17	CPLG. NUT	24220-07			46	PLUG	64751-02		
18	SPRAY SUP. TUBE	96025-04			47	GASKET	64752-07		
19	FRICTION RING	21391-07			48	FRIC. WASHER	427-17		
20	S.J. WASHER	1010-17			49	LOCKNUT	64753-01		
21	LOCKNUT	300-27			50	GASKET	64784-07		
22	WASHER	54538-09			51	TAILPIECE	70534-04		
23	SPRAY ASSEMBLY	17356-02			52	ESCUTCHEON	64845-02		
24	INDEX CAP 'C'	70632-071			53	PIPE	41966-02		
	INDEX CAP 'H'	70632-073			54	COUPLING NUT	24207-02		
	INDEX 'C' (CRYSTAL) NOT SHOWN *	70624-021			55	SWIVEL	23984-02		
	INDEX 'H' (CRYSTAL) NOT SHOWN *	70624-023			56	UNION ELL	26828-02		
25	SCREW (CHRO HDLE)	1130-17			57	NIPPLE	63764-02●		
	SCREW (CRYSTAL HDLE) NOT SHOWN *	297-37			58	TEE	1825-02●		
26A	SCREW WASHER (NOT SHOWN) *	70608-07			59	PIPE	42897-04		
	HANDLE SEAL (NOT SHOWN) *	70609-07			60	PIPE	42898-02●		
	HANDLE INSERT (NOT SHOWN) *	70626-02			61	PIPE HOLDER S/A	11367-02		
26B	2 HDLE KIT H & C (CHRO)	6317-02			62	FLOAT	25670-07		
	2 HDLE KIT H & C (CRYSTAL) *	6320-02			63	O'RING	866-27		
27	ESCH HOLDER	800-34			64	V. B. CAP	25672-07		
28	ESCUTCHEON	679-32			65	V. B. COVER	25674-02		
29	LOCKNUT	855-17			66	SCREW	25673-02		
30	STEM NUT	72956-07			67	VAC. BREAKER S/A	7864-02		
30A	STEM S/A	72952-07●			68	PIPE	40750-02●		
31	FRICTION RING	246-37			69	PIPE	42895-02●		
32	STOP RING	72959-07			70	3/8 ELL	1823-02●		
33	DIAPHRAGM (2)	72940-07			71	PIPE	43727-02		
34	AQUASEAL STEM S/A	72950-17			72	STREET ELL	1824-02●		

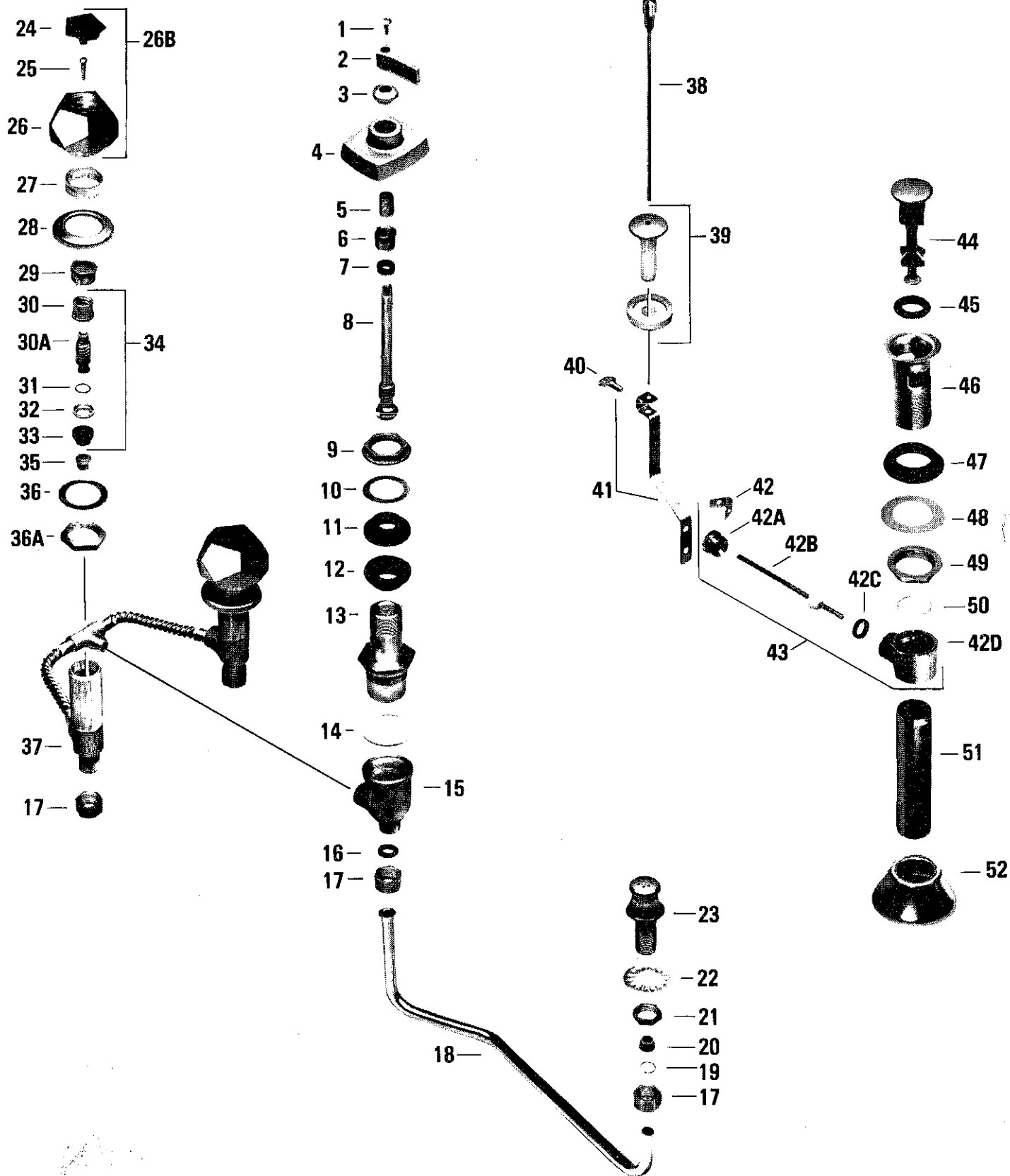
● NOT AVAILABLE

\* FOR ILLUSTRATION OF CRYSTAL HANDLE S/A - SEE PAGE 7-24.

# Bidet Fittings

Fixture Mounted

# KISSLER & CO., INC.

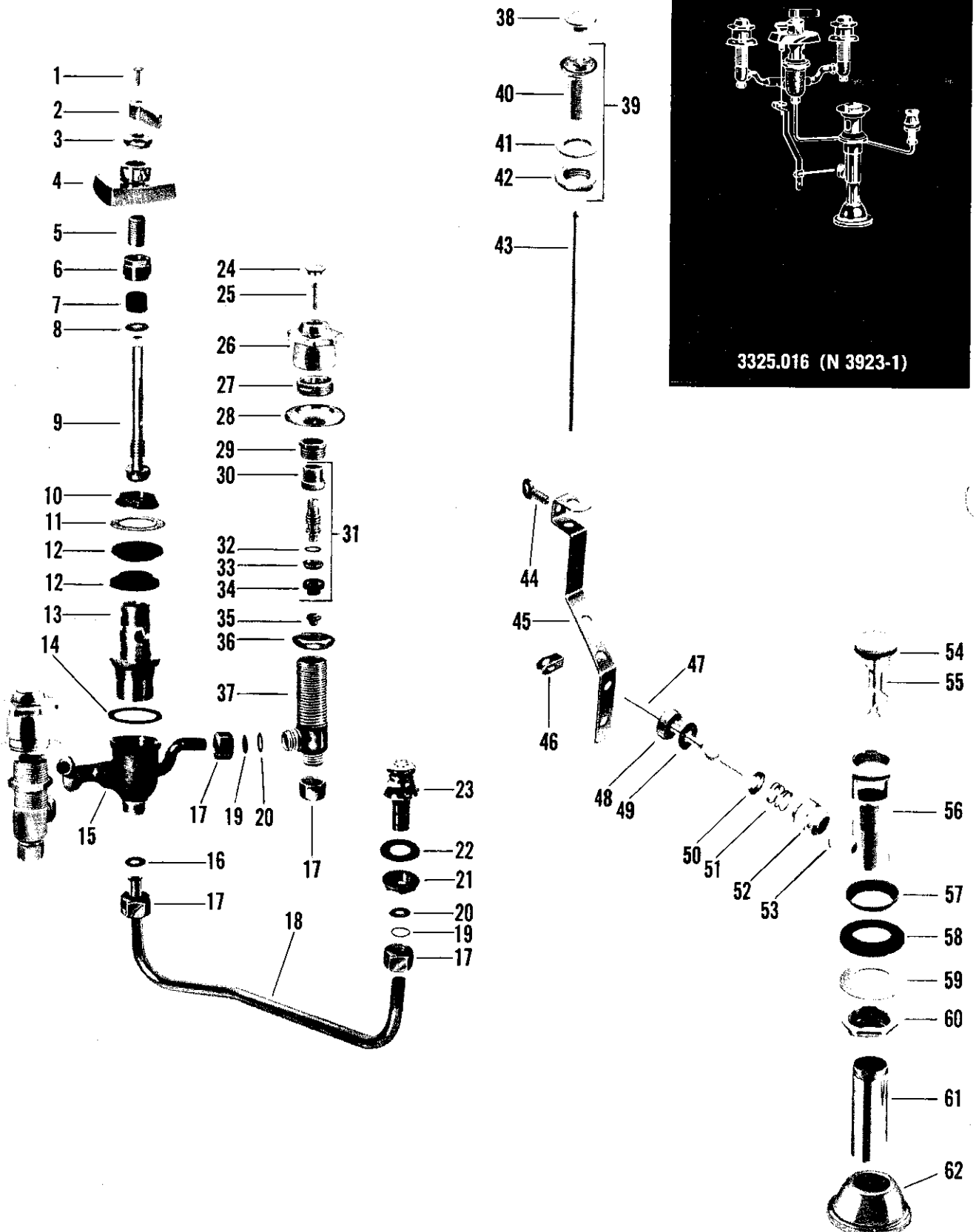


no.	description	part no.	3325.099	3325.124	no.	description	part no.	3325.099	3325.124
1	HANDLE SCREW	173-01			26B	2 HDLE KIT H & C (CHRO)	6317-02		
2	HANDLE	1055-12				2 HDLE KIT H & C (CRYSTAL) *	6320-02		
3	DIAL HOLDER	198-12			27	ESCH HOLDER	800-34		
4	DIAL PLATE	885-127			28	ESCUTCHEON	679-32		
5	NIPPLE	39994-07			29	LOCKNUT	855-17		
6	PACK. NUT	194-17			30	STEM NUT	72956-07		
7	PACKING	1311-07			30A	STEM S/A	72952-07●		
8	STEM	21444-04			31	FRICTION RING	246-37		
9	LOCKNUT	24584-07			32	STOP RING	72959-07		
10	WASHER	63459-07			33	DIAPHRAGM (2)	72940-07		
11	GASKET	1028-07			34	AQUASEAL STEM S/A	72950-17		
12	GASKET (REVERSED)	1028-07			35	SEAT BRASS 862-14, MONEL	863-27		
13	SHANK	20560-07			36	WASHER	63459-07		
14	WASHER	1064-07			36A	LOCKNUT	25045-07		
15	BODY	19590-07●			37	BODY & TEE S/A	70678-07●		
16	CPLG WASHER	677-37			38	LIFT ROD S/A	70661-02		
17	CPLG NUT	24220-07			39	FLANGE S/A	4629-06		
18	SPRAY SUP. TUBE	96025-04			40	THUMBSCREW	831-09		
19	FRIC. RING	21391-07			41	EXTENSION & SCREW S/A	4669-09		
20	S.J. WASHER	1010-17			42	CLIP	72531-07		
21	LOCKNUT	300-27			42A	PIVOT NUT	70507-05		
22	WASHER	54538-09			42B	ROD & BALL S/A	70414-07		
23	SPRAY ASSEMBLY	17356-02			42C	WASHER	64705-07		
24	INDEX CAP 'C'	70632-071			42D	CPLG BODY	70405-04		
	INDEX CAP 'H'	70632-073			43	COUPLING S/A	70513-04		
	INDEX 'C' (CRYSTAL) NOT SHOWN *	70624-021			44	STOPPER	64754-09		
	INDEX 'H' (CRYSTAL) NOT SHOWN *	70624-023			45	GASKET	826-07		
25	SCREW (CHRO HANDLE)	1130-17			46	PLUG	64751-02		
	SCREW (CRYST HDLE) NOT SHOWN *	297-37			47	GASKET	64752-07		
26	HANDLE (CHRO)	70630-02			48	FRIC. WASHER	427-17		
	HANDLE (CRYSTAL) NOT SHOWN *	70625-07			49	LOCKNUT	64753-01		
26A	SCREW WASHER (NOT SHOWN) *	70608-07			50	GASKET	64784-07		
	HANDLE SEAL (NOT SHOWN) *	70609-07			51	TAILPIECE	70534-04		
	HANDLE INSERT (NOT SHOWN) *	70626.02			52	ESCUTCHEON	64845-02		

● NOT AVAILABLE

\* FOR ILLUSTRATION OF CRYSTAL HANDLE S/A - SEE PAGE 7-24.

FOR EXPOSED GOLD PLATED PARTS - USE REGULAR PART NUMBER WITH -94 SUFFIX TO DESIGNATE GOLD FINISH.



no.	description	part no.	N 3923-1	no.	description	part no.	N 3923-1
1	Screw	173-01		32	Friction Ring	246-37	
2	Handle	1055-12		33	Stop Ring	72959-07	
3	Dial Holder	198-12		34	Diaphragm (2)	72940-07	
4	Dial Plate	885-127		35	Seat Brass 862-14, Monel 863-27		
5	Nipple	39994-07		36	Locknut	25045-07	
6	Pack Nut	24915-07		37	Body w/seat	8163-07	
7	Packing	393-07		38	Lift Knob	-61533-02	
8	Washer	21650-07		39	Flange Assembly	4629-06	
9	Stem	21685-02		40	Nipple w/Bushing	8340-05*	
10	Locknut	24584-07		41	Washer	1225-07	
11	Friction Washer	20829-09		42	Locknut	60078-07	
12	Gasket	1028-07		43	Lift Rod	25813-04	
13	Shank	20805-07		44	Screw	831-09	
14	Washer	1064-07		45	Extension with screw	4669-09	
15	Body w/Offsets	8342-07*		46	Clip	72531-07	
16	Washer	677-37		47	Pivot Rod	72569-04	
17	Coupling Nut	24220-07		48	Pivot Nut	25043-04	
18	Spray Tube	96025-04		49	Gasket	829-07	
19	Friction Ring	21391-07		50	Spring Seat	33244-07	
20	Slip Joint Washer	1010-17		51	Spring	827-07	
21	Locknut	24410-07		52	Centerpiece	25044-04	
22	Washer	40-07		53	Gasket	832-07	
23	Spray Assembly	17356-02		54	Stopper Gasket	826-07	
24	Button (Specify Index)	1234-22		55	Stopper	25854-09	
25	Screw	1130-17		56	Drain Plug	25393-02	
26	Handle S/A(Specify Index)	6459-02		57	Gasket	1106-07	
27	Escutcheon Holder	800-34		58	Plug Gasket	1037-17	
28	Escutcheon	679-32		59	Friction Washer	427-17	
29	Locknut	855-17		60	Locknut	24965-04	
30	Stem Nut	72956-07		61	Tailpiece	25133-02	
31	Aquaseal Trim Less Locknut	72950-17		62	Floor Escutcheon	64845-02	
Sub-assemblies							
Pivot Rod S/A (Parts 46 thru 52) - #4368-04							
Body & Plunger S/A (Parts 54 thru 58) - #5424-02							

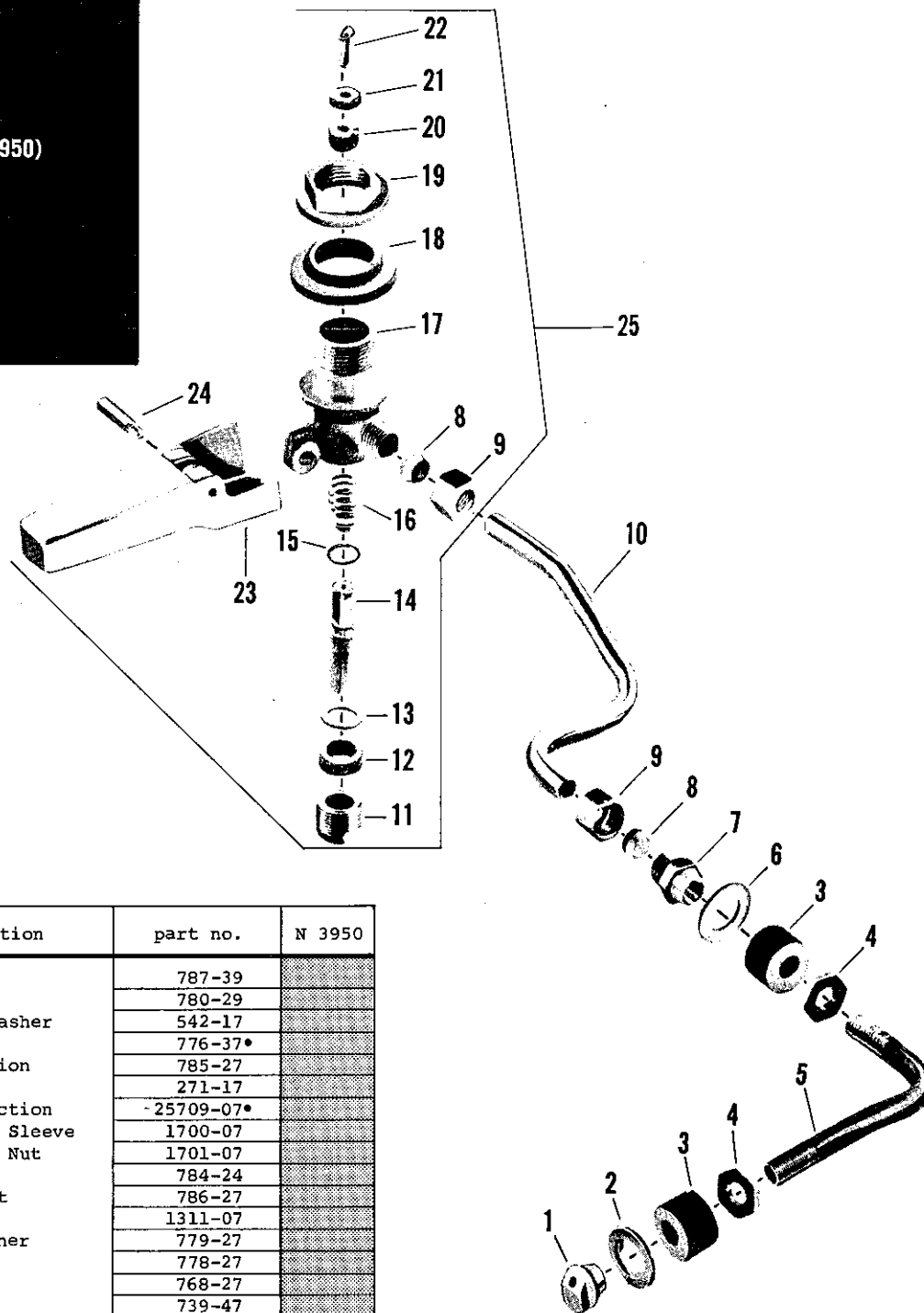
Repair Kit consisting of (2) each parts 31 & 35 - #12930-09  
 Repair Kit consisting of (1) each parts 31 & 35 - #12955-09

● NOT AVAILABLE

# Valve for F-2024 Neo-Health Toilet Combination

**KISSLER &  
CO., INC.**

3310.018 (N 3950)



no.	description	part no.	N 3950
1	Jet Nut	787-39	
2	Jet Flange	780-29	
3	Expansion Washer	542-17	
4	Nut	776-37*	
5	Elb Connection	785-27	
6	Washer	271-17	
7	Union Connection	25709-07*	
8	Compression Sleeve	1700-07	
9	Compression Nut	1701-07	
10	Supply Tube	784-24	
11	Stuffing Nut	786-27	
12	Packing	1311-07	
13	Packing Washer	779-27	
14	Stem	778-27	
15	Stem Washer	768-27	
16	Spring	739-47	
17	Valve Body	25374-07	
18	Shank Washer	1028-07	
19	Lock Nut	24998-07*	
20	Seat Washer	53-07	
21	Seat Washer Holder	781-37	
22	Seat Washer Screw	1739-17	
23	Handle	114-12	
24	Handle Pin	783-22	
25	Valve S/A	7481-02	

• NOT AVAILABLE

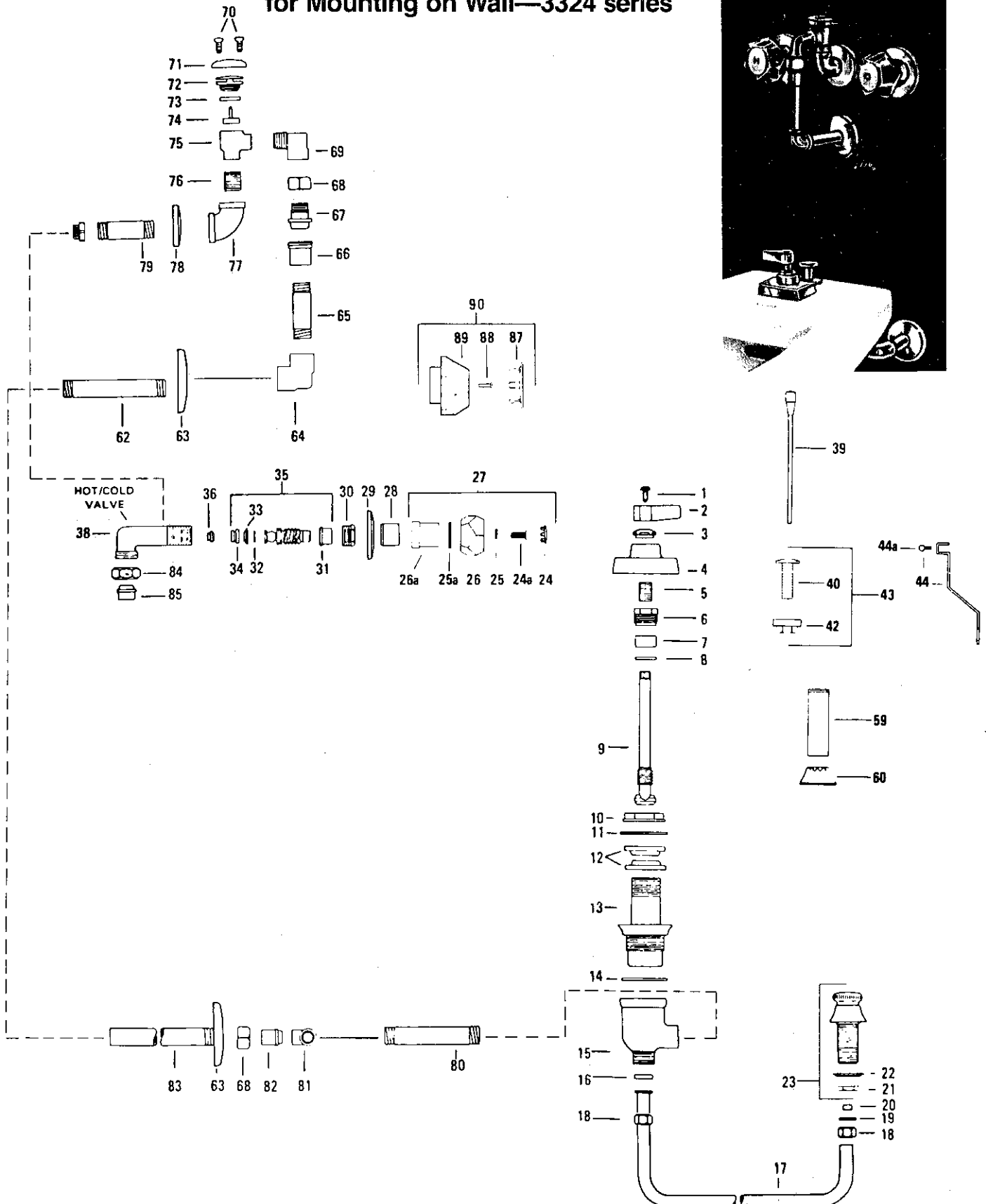
Furnished complete under part #47063-07



# KISSLER & CO., INC.

## AMERICAN-STANDARD Plumbing Fittings Replacement Parts

### HERITAGE® Bidet Fitting with Vacuum Breaker for Mounting on Wall—3324 series



See reverse side for parts detail

# KISSLER & CO., INC.

## AMERICAN-STANDARD Plumbing Fittings Replacement Parts

HERITAGE® bidet fitting with vacuum breaker  
for mounting on wall—3324 series

Item No.	Part No.	Description	Item No.	Part No.	Description
1.	173.01	Screw	38.*	70681.07	Body and tee
2.	1055.12	Handle	39.	70661.02	Lift rod assembly
3.	198.12	Dial holder	40.	50614.06	Deck fitting
4.	885.127	Dial plate	42.	73574.07	Locknut
5.	39994.07	Nipple	43.	4629.06	Flange
6.	194.17	Packing nut	44.	4669.09	Lift rod extension S.A
7.	1311.07	Packing	44A.	831.09	Screw
9.	21685.02	Stem	59.	70534.04	Tailpiece
10.	24584.07	Locknut	60.	64845.02	Escutcheon
11.	63459.09	Friction washer	62.	39408.02	3/8" x 6" pipe
12.	1028.07	Gasket	63.	751.16	Escutcheon
13.	20560.07	Shank	64.	1823.02	3/8" ell
14.	1064.07	Washer	65.	41966.02	3/8" x 3 1/2" pipe
15.*	19590.07	Body	66.	24840.02	Female union
16.	677.37	Washer	67.	23968.04	Swivel
17.	69025.04	Spray tube	68.	24207.02	3/8" union nut
18.	24220.07	Slip joint nut	69.	1824.02	Street ell
19.	21391.07	Friction washer	70.	25673.02	Screw
20.	1010.17	Slip joint washer	71.	25674.07	Vacuum breaker cover
21.	300.27	Locknut	72.	25672.07	Vacuum breaker cap
22.	754.19	Washer	73.	866.27	Square cap washer
23.	17356.02	Spray assembly	74.	70606.07	Float S.A
24.	70624.02	Index button 'C'	75.	25638.02	Vacuum breaker body
	70624.023	Index button 'H'	76.	41222.07	Close nipple
24A.	297.37	Screw	77.	1823.07	Reducing ell
25.	70608.07	Washer	78.	751.16	Escutcheon
25A.	70609.07	Rubber washer	79.	41217.02	1/2" x 4 1/4" pipe
26.	70625.07	Handle	80.	39398.02	3/8" x 2 1/4" pipe
26A.	70626.02	Handle insert	81.	26828.02	3/8" union ell
27.	6320.02	Handle S/A 'H' and 'C'	82.	23984.02	3/8" male union part
28.	890.22	Escutcheon holder	83.	43736.02	3/8" x 13" pipe
29.	680.32	Escutcheon	84.	25513.07	Coupling nut
30.	855.17	Locknut	85.	1836.07	Union swivel for 1/2" I.P.S.
35.	72950.17	Aquaseal trim	86.	1485.07	1/2" x 3/8" bushing
36.	862.14	Seat	87.	70632.071	Index button 'C'
				70632.073	Index button 'H'
			88.	1130.17	Screw
			89.	70630.02	Handle
			90.	6317.02	Handle S/A 'H' and 'C'

For Aquaseal trim, see page 7-9

For pop-up drain, see lavatory drains, page 2-100

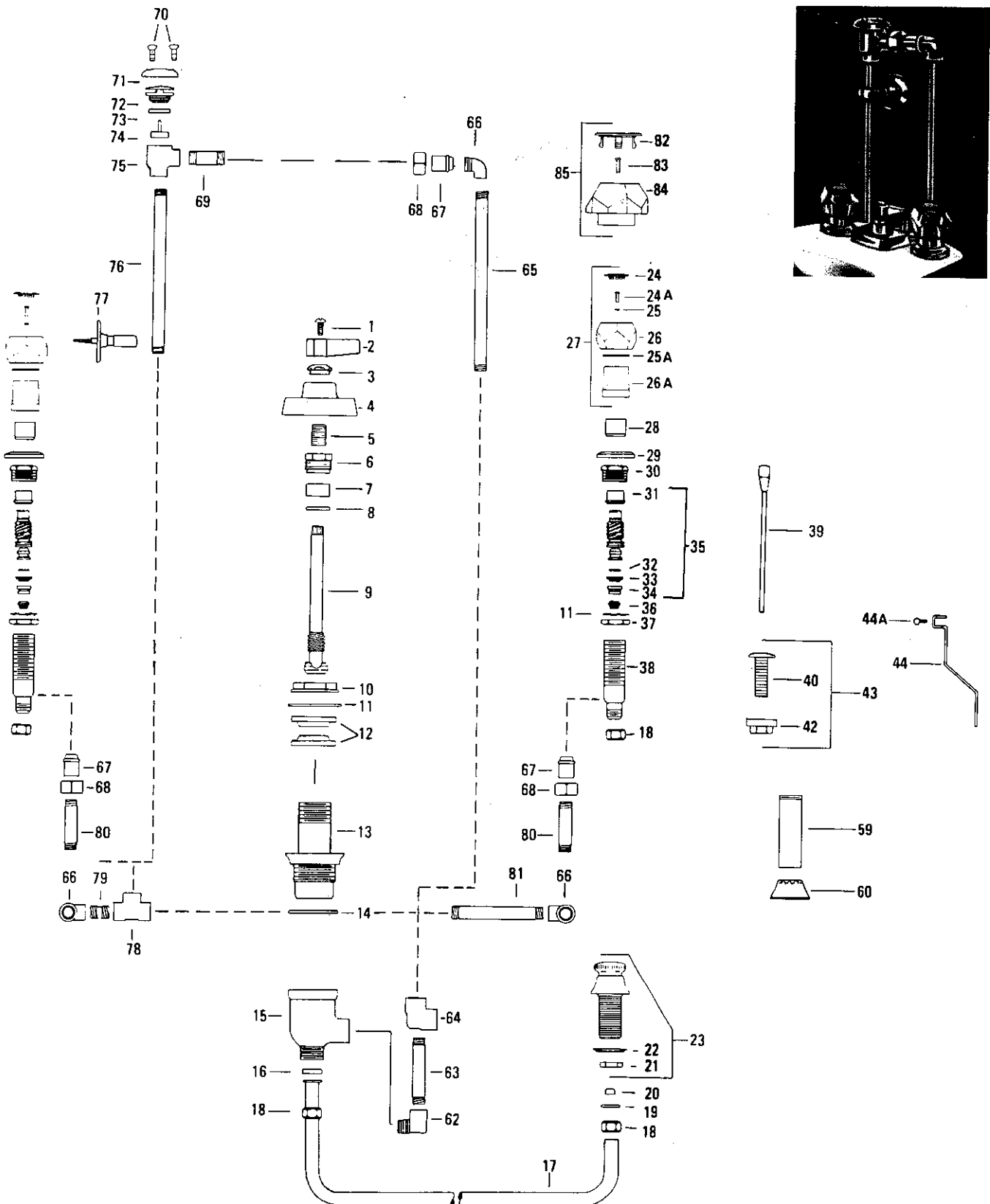
\*Not available as repair part

Order by part number

# KISSLER & CO., INC.

## AMERICAN-STANDARD Plumbing Fittings Replacement Parts

### HERITAGE® Bidet Fitting with Elevated Vacuum Breaker—3325 series



See reverse side for parts detail

# KISSLER & CO., INC.

## AMERICAN-STANDARD Plumbing Fittings Replacement Parts

### HERITAGE® Bidet Fitting with Elevated Vacuum Breaker—3325 series

Item No.	Part No.	Description	Item No.	Part No.	Description
1.	173.01	Screw	37.	25045.07	Locknut
2.	1055.12	Handle	38.*	70677.07	Body
3.	198.12	Dial holder	39.	70661.02	Lift rod S/A
4.	885.127	Dial plate	40.	50614.06	Deck fitting S/A
5.	39994.07	Nipple	42.	73574.07	Locknut
6.	194.17	Packing nut	43.	4629.06	Flange S/A
7.	1311.07	Packing	44.	4669.09	Lift rod extension S/A
9.	21685.02	Stem	44A.	831.09	Screw
10.	24584.07	Locknut	59.	70534.04	Tailpiece
11.	63459.09	Friction washer	60.	64845.02	Escutcheon
12.	1028.07	Gasket	62.	1824.02	Street ell
13.	20560.07	Shank	63.	43727.02	3/8" x 5 1/8" pipe
14.	1064.07	Washer	64.	1823.02	Ell
15.*	19596.07	Body	65.	42895.02	3/8" x 10" pipe
16.	677.37	Washer	66.	26828.02	Swivel ell
17.	69025.04	Spray tube	67.	23984.02	Swivel
18.	24220.07	Slip joint nut	68.	24207.02	Nut
19.	21391.07	Friction washer	69.*	4750.02	3/8" pipe
20.	1010.17	Slip joint washer	70.	25673.02	Screw
21.	300.27	Locknut	71.	25674.07	Vacuum breaker cover
22.	754.19	Washer	72.	25672.07	Vacuum breaker cap
23.	17356.02	Spray assembly	73.	866.27	Square cut washer
24.	70624.021	Index button 'C'	74.	70606.07	Float S/A
	70624.023	Index button 'H'	75.	25638.02	Vacuum breaker body
24A.	297.37	Screw	76.	42898.02	3/8" x 9 3/16" pipe
25.	70608.07	Washer	77.	11367.02	Pipe holder
25A.	70609.07	Rubber washer	78.*	1825.02	Tee
26.	70625.07	Handle	79.	42897.02	3/8" x 1" pipe
26A.	70626.02	Handle insert	80.	41966.02	3/8" x 3 1/2" pipe
27.	6320.02	Handle S/A 'H' and 'C'	81.*	63764.02	3/8" x 5" pipe
28.	890.22	Escutcheon holder	82.	70632.021	Index button 'C'
29.	680.32	Escutcheon		70632.023	Index button 'H'
30.	855.17	Locknut	83.	1130.17	Screw
35.	72950.17	Aquaseal trim	84.	70630.02	Handle
36.	862.14	Seat	85.	6317.02	Handle S/A, 'H' and 'C'

For Aquaseal trim, see page 7-9

For pop-up drain, see lavatory pop-up  
drain, page 2-100

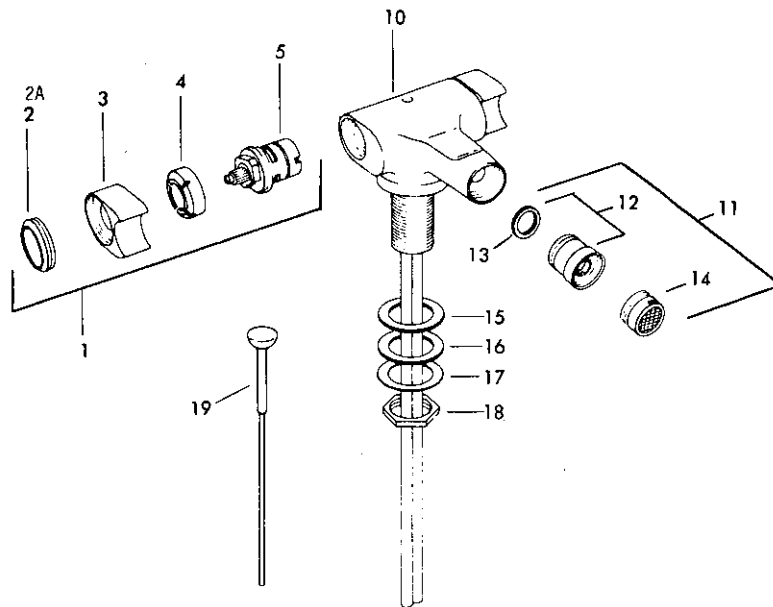
\*Not available as repair part

Order by part number

# KISSLER & CO., INC.

## AMERICAN-STANDARD Plumbing Fittings Replacement Parts

### DUALUX™ Bidet Fitting — 1825 series



Item No.	Part No.	Description
1.	28517.07	Cartridge kit
2.	28518.071	Button, Blue
	28518.073	Button, Red
3.	28520.02	Handle
4.	28521.07	Cover
5.	28522.071	Ceramic disc cartridge S A. Blue
	28522.073	Ceramic disc cartridge S A. Red
10.*	28534.02	Body
11.	28543.02	Aerator S A
12.	28546.02	Ball joint S A
13.	70846.07	Washer
14.	70480.02	Aerator
15.†	28538.07	Washer
16.†	28528.07	Washer
17.†	28529.07	Washer
18.†	28542.07	Locknut
19.	28532.02	Lift rod S A

For ceramic disc cartridge assembly,  
see page 7-9

For drain assembly, see page 2-100

\*Not available as repair part.

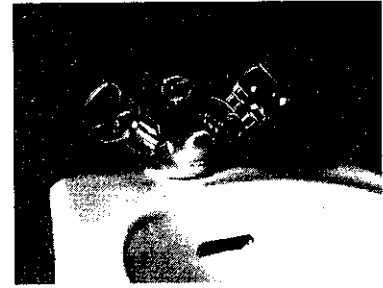
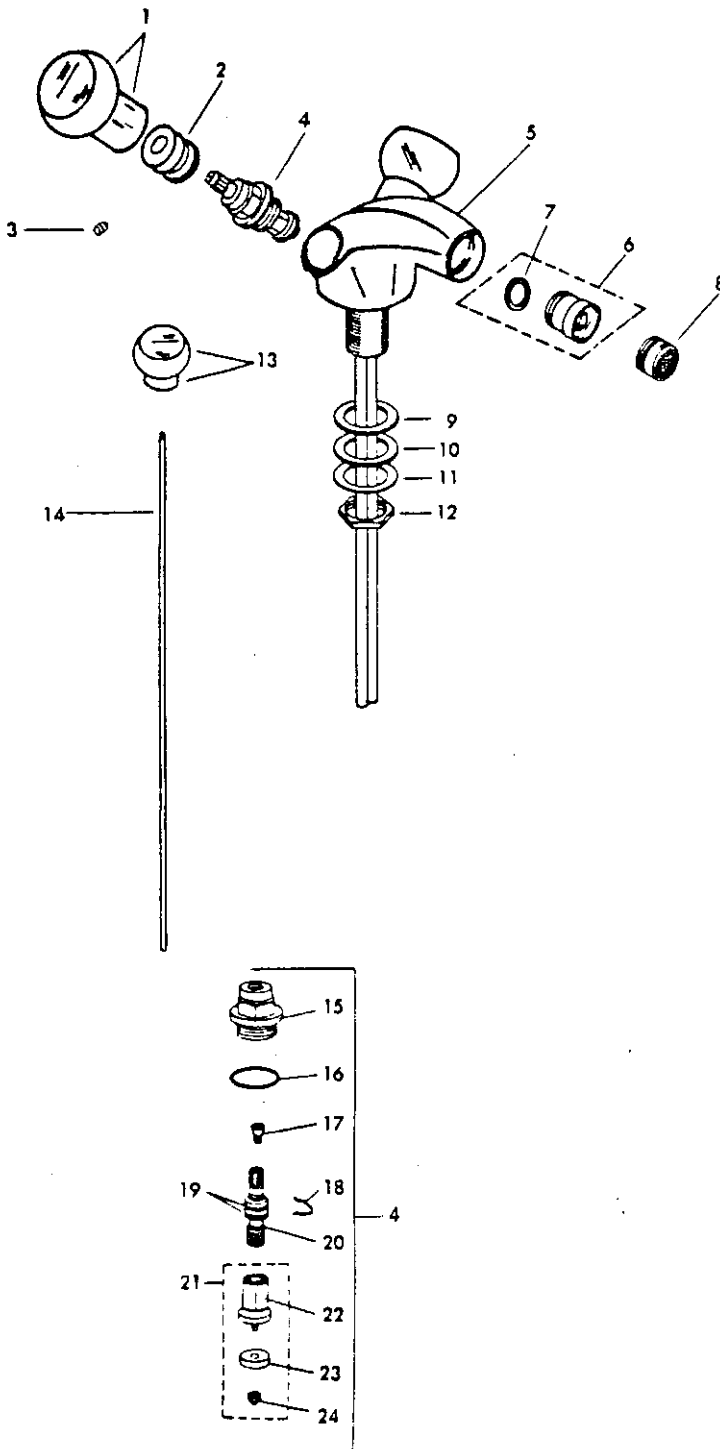
†Part No. for 1" Shank Dia. only.

Order by part number

# KISSLER & CO., INC.

## AMERICAN-STANDARD Plumbing Fittings Replacement Parts

### EUROPA™ Bidet Fitting — 2202.017



Item No.	Part No.	Description
1.	33288.02	Handle S/A
2.	33286.07	Handle adaptor
3.	26325.07	Set screw
4.	29352.07	Stem S/A
5.*	33285.02	Valve body S/A
6.	28546.02	Ball joint S/A
7.	70486.07	Washer
8.	70480.02	Aerator S/A
9.	28538.07	Washer
10.	28528.07	Washer
11.	28529.07	Friction ring
12.	28542.07	Locknut
13.	33290.02	Lift knob S/A
14.	29360.02	Rod
15.	29375.07	Valve head
16.	29376.07	O-ring
17.	28548.07	Screw
18.	29378.07	Clip
19.	29379.07	O-ring
20.	29380.07	Stem
21.	29384.07	Valve cone S/A
22.	29381.07	Valve cone
23.	29382.07	Washer
24.	29383.07	Capnut

For drain assembly, see page 2-100

\*Not available as repair part.

Order by Part Number