


Kitchen sink, service sink and laundry tray fittings

| | |
|-------------------------|-------|
| Single Control Fittings | 4-1 |
| Deck Mount Fittings | 4-14 |
| Double Faucets | 4-54 |
| Single Faucets | 4-63 |
| Pantry Faucets | 4-66 |
| Service Sink Faucets | 4-70 |
| Laundry Tray Faucets | 4-98 |
| Sink Strainers | 4-112 |
| Floor Flanges | 4-120 |
| Dispensers | 4-121 |

Please Stop And Visit Us On Your Next Trip To The New York Area.



ARE YOU ALMOST AT . . . THE END OF YOUR ROPE?

Trying to keep track of excess inventory can be an expensive headache. If you have run out of patience and find yourself at the end of your rope, it's time to call Kissler. Kissler & Co. is The One Stop Source for all plumbing repair and replacement parts.

We ship all orders out of one ultra-modern 50,000 square foot manufacturing and warehouse facility. Our computerized order entry system lets us ship them within twenty-four hours of their receipt. Regardless of size! That's a record which is proven day in, and day out.

Our on-site manufacturing facility allows us to Duplicate Any Part Regardless of Age. Our stock inventory ranges from today's most popular items to yesterday's most obscure products. We are national distributors for every major line of faucets, from Acorn to Zurn, sold in the United States.

Call or write to find out how to obtain a Kissler catalog. The Source to the Plumbing repair parts industry. Don't wait until you are at the end of your rope—let Kissler & Co. be your own personal warehouse.

1-800-KISSLER

KISSLER & CO., INC.

We duplicate any part regardless of age.

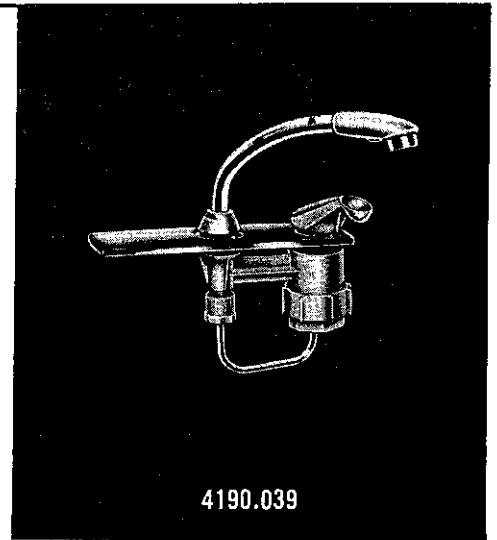
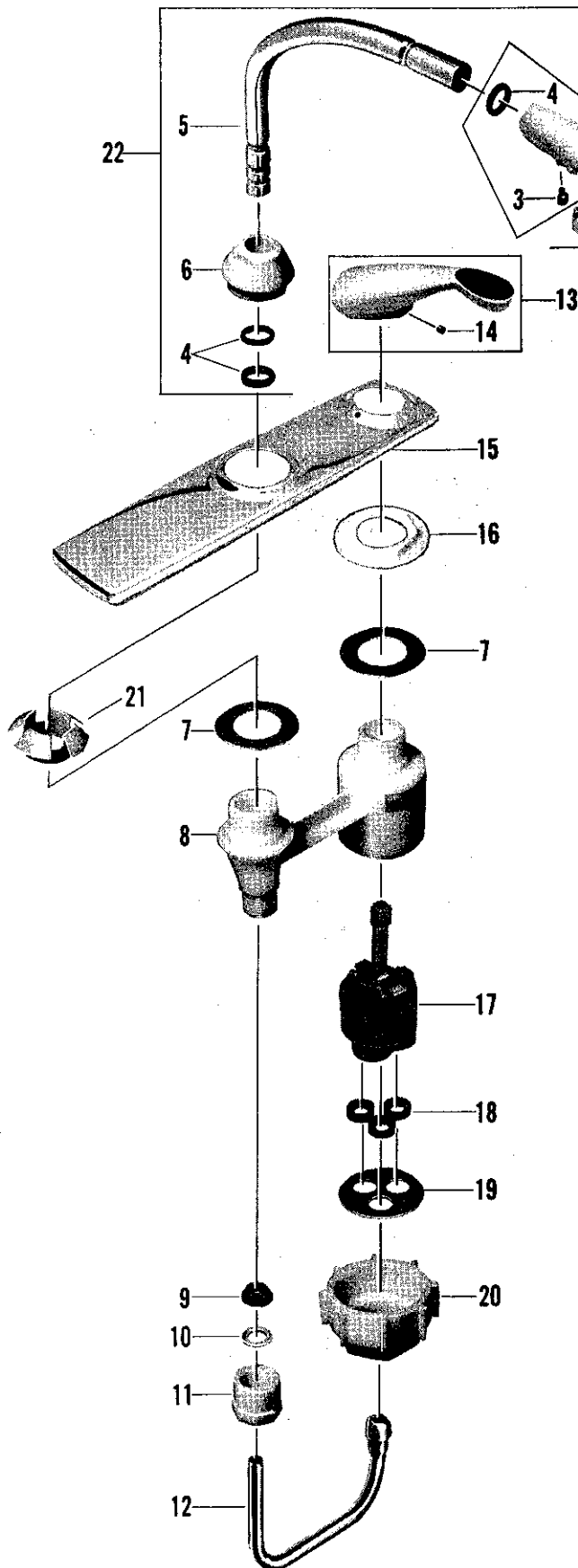
333 South Van Brunt Street
P.O. Box 9811, Englewood, NJ 07631
NJ: 201/569-5600 NY: 212/933-3800

Quality Repair Parts Since 1923.

If You Don't See It, Ask!

The Source For Plumbing Repair Parts

STERLING FAUCET CO. • STREAMWAY • T & S BRASS • UNION BRASS • UNIVERSAL RUNDLE • WATER SAVER • WOLFE • WOLVERINE BRASS • YOUNGSTOWN • DELTA • DELEX • DICK BROTHERS • DISHMASTER • ACME BRASS • AMERICAN BRASS • AMERICAN KITCHEN • AMERICAN STANDARD • BARDES • BARNES • BELVERE • BORG WARNER • BRADLEY • BRIGGS • BURLINGTON BRASS • CENTRAL BRASS • CHASE • CHICAGO • CRANE • DELTA • DELEX • DICK BROTHERS • DISHMASTER • EAST RIVER • ELDER • EMPIRE BRASS • FEDERAL MUBER • FISHER • GERBER • GLAUBER • GLOBE • GRAND HAVEN • HAJDOCA • HAMMOND • HANCAFT • HUDSON • INDIANA BRASS • KOHLER • LOGAN • A.Y. McDONALD • MELLARD • MICHIGAN BRASS • MILWAUKEE • MOTT • MUELLER • MURRAY & SORENSON • PACIFIC • PECK • PRICE PEISTER • QUEEN CITY • REPCAL • RICHMOND RHEEM • ROYAL BRASS • SALTER • SAWY • SAYCO • SCHABLE • SCOVILLE BRASS • SPEAKMAN • STERLING ROCKWELL • STERLING

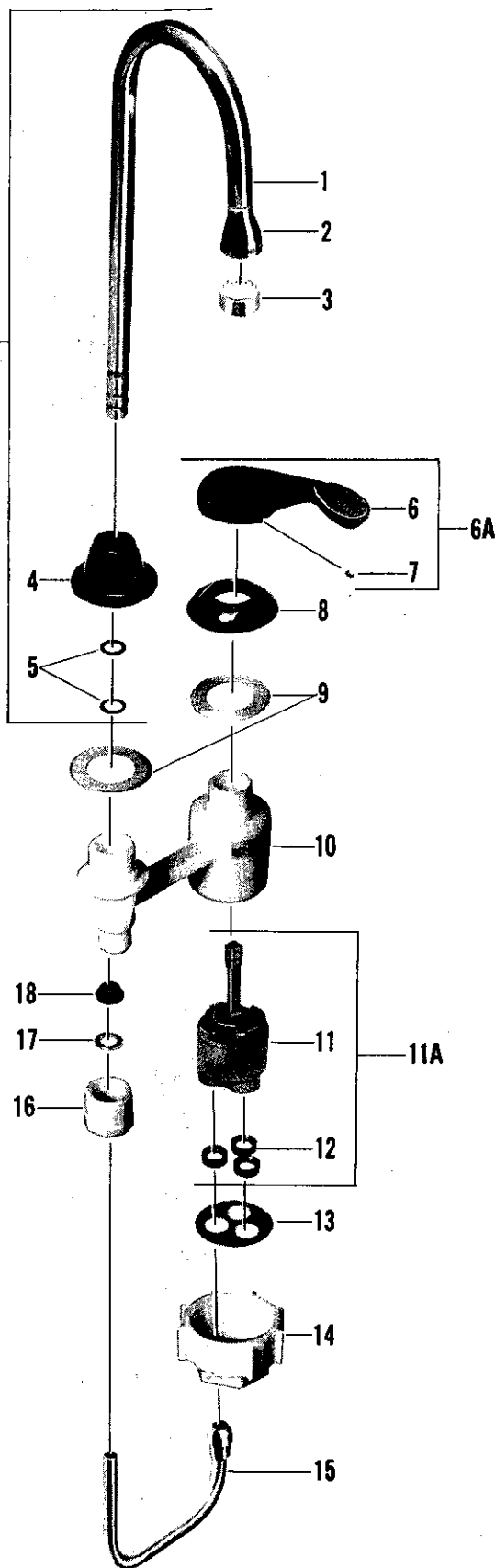


| no. | description | part no. | 4190.039 |
|-----|--|-----------|----------|
| 1 | Spout End (Includes parts 3 & 4) | 63567-07 | |
| 2 | Aerator | 56135-02 | |
| 3 | Set Screw | 63799-07 | |
| 4 | "O" Ring | 63826-07 | |
| 5 | Spout | 63573-02* | |
| 6 | Spout Escutcheon | 63564-07 | |
| 7 | Washer | 69025-09 | |
| 8 | Spout & Control Body | 63847-07* | |
| 9 | Slip Joint Washer | 63825-07 | |
| 10 | Friction Washer | 69024-09 | |
| 11 | Locknut | 63828-07 | |
| 12 | Outlet Tube | 69023-07 | |
| 13 | Handle (Includes part 14) | 63579-02 | |
| 14 | Set Screw | 69427-09 | |
| 15 | Escutcheon | 63572-02 | |
| 16 | Control Nut | 63561-07 | |
| 17 | Ceramic Cartridge (Includes 3 of part 18) | 63845-07 | |
| 18 | Sleeve (3) | 63827-07 | |
| 19 | Washer | 69026-09 | |
| 20 | Locknut | 63830-07 | |
| 21 | Retainer (Temporary) | 63833-07 | |
| 22 | Spout S/A (Includes parts 1 thru 6) | 63574-02 | |

* NOT AVAILABLE

Single Control Aquamix Bar Sink Fittings

**KISSLER &
CO., INC.**



| no. | description | part no. | 4190.203 |
|-----|---------------------------------------|-----------|----------|
| 1 | Spout | 70401-02* | |
| 1A | Spout S/A (Parts 1 thru 5) | 70403-02 | |
| 2 | Spout End | 70392-02* | |
| 3 | Aerator | 56135-02 | |
| 4 | Spout Escutcheon | 70427-07 | |
| 5 | "O" Rings | 63826-07 | |
| 6 | Handle | 70426-06* | |
| 6A | Handle S/A | 70425-02 | |
| 7 | Set Screw | 69427-09 | |
| 8 | Control Escutcheon | 70428-07 | |
| 9 | Washer | 69025-09 | |
| 10 | Spout & Control Body | 63847-07* | |
| 11 | Ceramic Cartridge | 63845-09* | |
| 11A | Ceramic Cartridge S/A with part 12 | 63845-07 | |
| 12 | Sleeve (3) | 63827-07 | |
| 13 | Washer | 69026-09 | |
| 14 | Locknut | 63830-07 | |
| 15 | Outlet Tube | 69023-07 | |
| 16 | Locknut | 63828-07 | |
| 17 | Friction Washer | 69024-09 | |
| 18 | Slip Joint Washer | 63825-07 | |

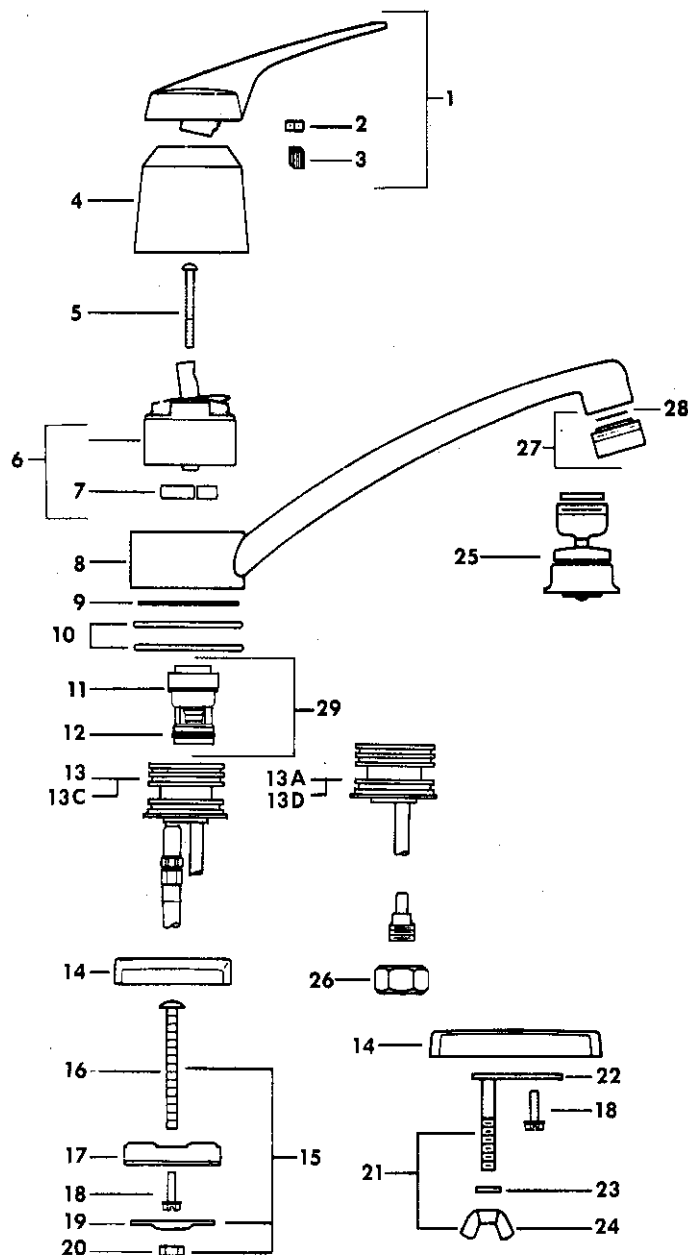
* NOT AVAILABLE

KISSLER & CO., INC.

AMERICAN-STANDARD Plumbing Fittings Replacement Parts

AQUARIAN® Kitchen Sink Faucet—4200 and 4201 series

(See page 4-4 for product identification)



| Item No. | Part No. | Description |
|----------|----------|-------------------------------|
| 1. | 37982.02 | Lever handle |
| 2. | 37957.09 | Set screw |
| 3. | 37981.07 | Insert |
| 4. | 37964.02 | Escutcheon cap |
| 5. | 57613.07 | Cartridge screw |
| 6.† | 57864.07 | Ceramic cartridge S/A |
| 7. | 57583.07 | Cartridge seal set |
| 8. | 37967.02 | Spout |
| 9. | 37961.07 | Friction ring |
| 10. | 37962.07 | Spout 'O' ring |
| 11. | 57631.07 | 'O' ring |
| 12. | 13205.07 | 'O' ring |
| 13.† | 2057.07 | Manifold S/A |
| 13A.† | 37973.07 | Manifold S/A |
| 13C.† | 34029.07 | Manifold S/A |
| 13D.† | 2060.07 | Manifold S/A |
| 14. | 37966.06 | Escutcheon |
| | 61813.06 | Escutcheon (with spray mount) |
| | 37978.06 | Escutcheon for Fiesta sink |
| | 37979.06 | Escutcheon for Fiesta sink |
| 15. | 69049.07 | Mounting screw kit |
| 16. | 57620.09 | Carriage bolt |
| 17. | 37965.09 | Escutcheon plate |
| | 37975.09 | Escutcheon plate |
| 18. | 69331.07 | Manifold screw |
| 19. | 69344.09 | Washer |
| 20. | 69343.09 | Locknut |
| 21. | 37983.07 | Mounting bracket kit |
| 22. | 37955.07 | Mounting bracket |
| 23. | 63788.09 | Retaining bracket |
| 24. | 63783.09 | Wing nut |
| 25. | 70448.02 | Swivel spray aerator |
| 26. | 24220.07 | Coupling nut |
| 27. | 34171.02 | Aerator S/A |
| 28.* | 34173.07 | Flow restrictor |
| 29. | 13200.07 | Diverter |

*Not available as repair part

For hose and spray assembly, see page 4-34

† Patent 3,433,264 and 3,533,436.

Order by part number

KISSLER & CO., INC.





☐ AMERICAN-STANDARD Plumbing Fittings Replacement Parts

This lists replacement parts for:

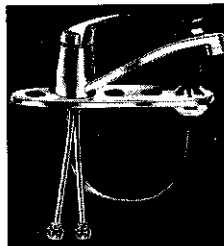

4200.010
4200.028
4200.036
4200.044
4200.051
4200.069
4200.077
4200.085
4200.151
4200.168
4200.177

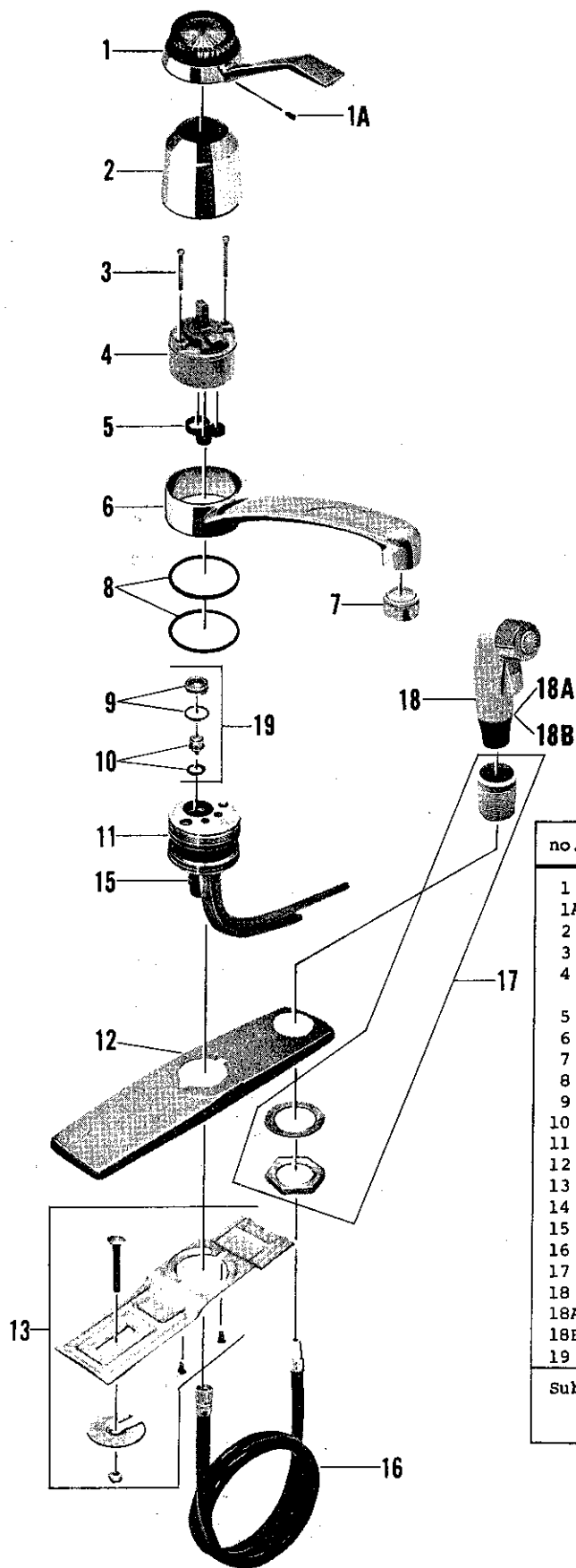
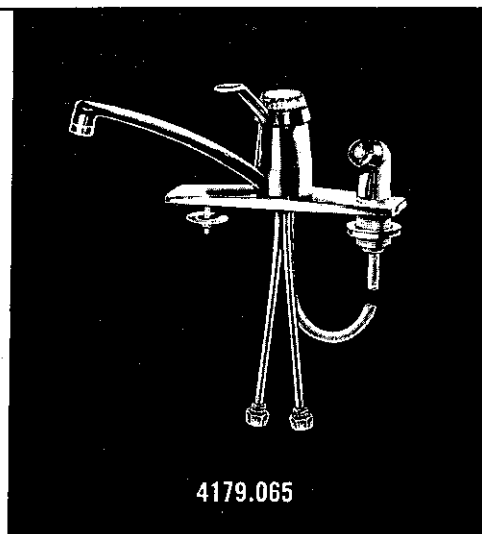
4201.018
4201.026

AQUARIAN kitchen faucets



AQUARIAN Fiesta kitchen faucets





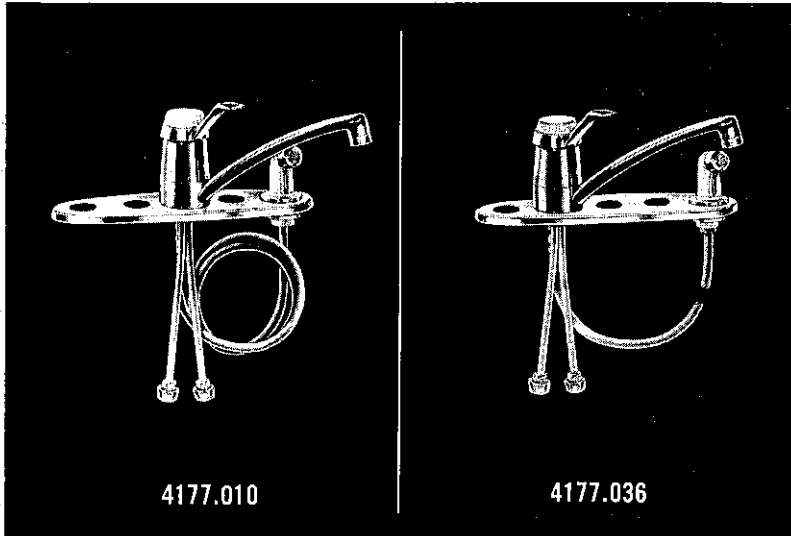
| no. | description | part no. | 4179.057 | 4179.065 |
|---|-------------------------------------|-----------|----------|----------|
| 1 | Handle (Includes Part 1A) | 77031-02 | | |
| 1A | Set Screw | 69427-09 | | |
| 2 | Escutcheon Cap | 57627-02 | | |
| 3 | Cartridge Screw | 57613-07 | | |
| 4 | Ceramic Cartridge (Includes Part 5) | 57864-07 | | |
| 5 | Cartridge Seal Set | 57583-07 | | |
| 6 | Spout | 77027-02 | | |
| 7 | Aerator | 56135-02 | | |
| 8 | Spout O-Ring | 69332-07 | | |
| 9 | Diverter Retainer (See 19) | 57632-07* | | |
| 10 | Diverter (See 19) | 69360-07* | | |
| 11 | Manifold | 69384-07* | | |
| 12 | Escutcheon | 63997-02 | | |
| 13 | Mounting Screw Kit | 81120-07 | | |
| 14 | Coupling Nut (not shown) | 24220-07 | | |
| 15 | Hose Connection | 63787-07 | | |
| 16 | Hose Assembly | 1178-17 | | |
| 17 | Deck Fitting Assembly | 63995-07 | | |
| 18 | Spray Head Assembly | 63181-07 | | |
| 18A | Nylon Washer (not shown) | 63178-07 | | |
| 18B | Rubber Washer (not shown) | 63179-07 | | |
| 19 | Diverter & Retainer Set | 57585-07 | | |
| Sub Assembly Spray & Hose S/A (Parts 16 & 18) | | 63172-07 | | |

• NOT AVAILABLE

Single Control Aquarian Sink Fittings

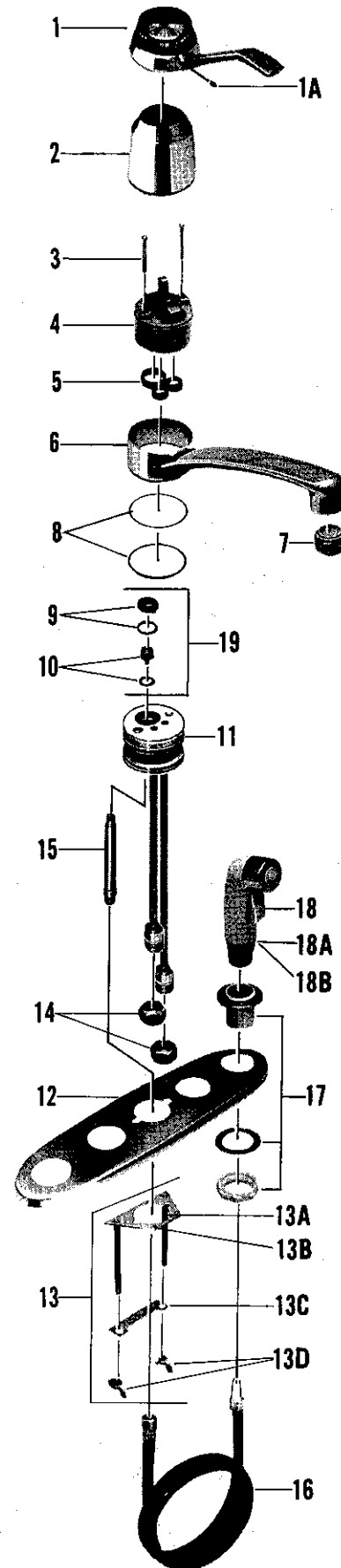
Fiesta

KISSLER & CO., INC.


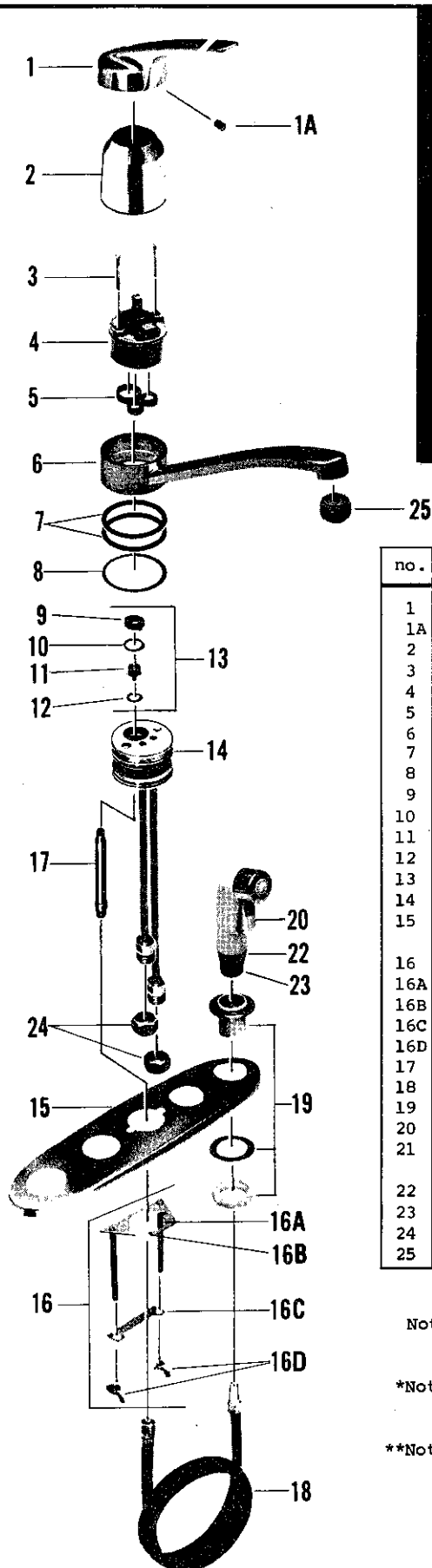


| no. | description | part no. | 4177.010 | 4177.036 |
|---|---|-----------|----------|----------|
| 1 | Handle w/Screw | 77031-02 | | |
| 1A | Set Screw | 69427-09 | | |
| 2 | Escutcheon Cap | 57627-02 | | |
| 3 | Cartridge Screw | 57613-07 | | |
| 4 | Ceramic Cartridge (Includes Part 5) | 57864-07 | | |
| 5 | Cartridge Seal Set | 57583-07 | | |
| 6 | Spout | 77027-02 | | |
| 7 | Aerator | 56135-02 | | |
| 8 | Spout "O" Ring | 69332-07 | | |
| 9 | Diverter Retainer (See 19) | 57632-07* | | |
| 10 | Diverter (See 19) | 69360-07* | | |
| 11 | Manifold | 69384-07* | | |
| 12 | Escutcheon (Off set) | 63784-06 | | |
| | Escutcheon (Center) | 63785-06 | | |
| 13 | Mounting Bracket Kit | 63884-07 | | |
| 13A | Mounting Bracket | 63791-09* | | |
| 13B | Manifold Screw (not shown) | 69331-07 | | |
| 13C | Retaining Bracket | 63788-09* | | |
| 13D | Wing Nut | 63783-09* | | |
| 14 | Coupling Nut | 24220-07 | | |
| 15 | Hose Connection | 63787-07 | | |
| 16 | Hose Assembly | 1178-17 | | |
| 17 | Deck Fitting Assembly | 61300-06 | | |
| 18 | Spray Head Assembly | 63181-07 | | |
| 18A | Nylon Washer (not shown) | 63178-07 | | |
| 18B | Rubber Washer (not shown) | 63179-07 | | |
| 19 | Diverter & Retainer Set (Parts 9 & 10) | 57585-07 | | |
| Sub-assembly Spray & Hose S/A (Parts 16 & 18) | | 63172-07 | | |

* NOT AVAILABLE



Note - Use #34617-07 closure when replacing
Fiesta single lever 4173 series
to Aquarian Fiesta 4177 series fitting



| no. | description | part no. | 4201.026 | 4201.018 |
|-----|--|-----------|----------|----------|
| 1 | Handle S/A* | 37982-02 | | |
| 1A | Handle Set Screw | 37957-09 | | |
| 2 | Escutcheon Cap | 37964-02 | | |
| 3 | Cartridge Screw | 57613-07 | | |
| 4 | Cartridge S/A | 57864-07 | | |
| 5 | Cartridge Seal Set | 57583-07 | | |
| 6 | Spout** | 37967-02 | | |
| 7 | Spout "O" Rings | 37962-07 | | |
| 8 | Slip Ring Washer | 37961-07 | | |
| 9 | Diverter Retainer (See 13) | 57632-07* | | |
| 10 | Retainer "O" Ring (See 13) | 57631-07* | | |
| 11 | Diverter (See 13) | 69360-07* | | |
| 12 | "O" Ring (See 13) | 69013-07* | | |
| 13 | Diverter & Retainer Kit | 57585-07 | | |
| 14 | Manifold S/A | 37970-07* | | |
| 15 | Escutcheon (Center) | 37979-06 | | |
| | Escutcheon (Off set) | 37978-06 | | |
| 16 | Mounting Bracket Kit | 63884-07 | | |
| 16A | Mounting Bracket | 63791-09* | | |
| 16B | Manifold Screws (not shown) | 69331-07 | | |
| 16C | Retaining Bracket | 63788-09* | | |
| 16D | Wing Nut | 63783-09* | | |
| 17 | Hose Connection | 63787-07 | | |
| 18 | Hose Assembly | 1178-17 | | |
| 19 | Deck Fitting Assembly | 70362-06 | | |
| 20 | Spray Head Assembly | 63181-07 | | |
| 21 | Hose & Spray S/A (Includes Parts 18 & 20) | 63172-07 | | |
| 22 | Nylon Washer (not shown) | 63178-07 | | |
| 23 | Rubber Washer (not shown) | 63179-07 | | |
| 24 | Coupling Nut | 24220-07 | | |
| 25 | Aerator | 56135-02 | | |

• NOT AVAILABLE

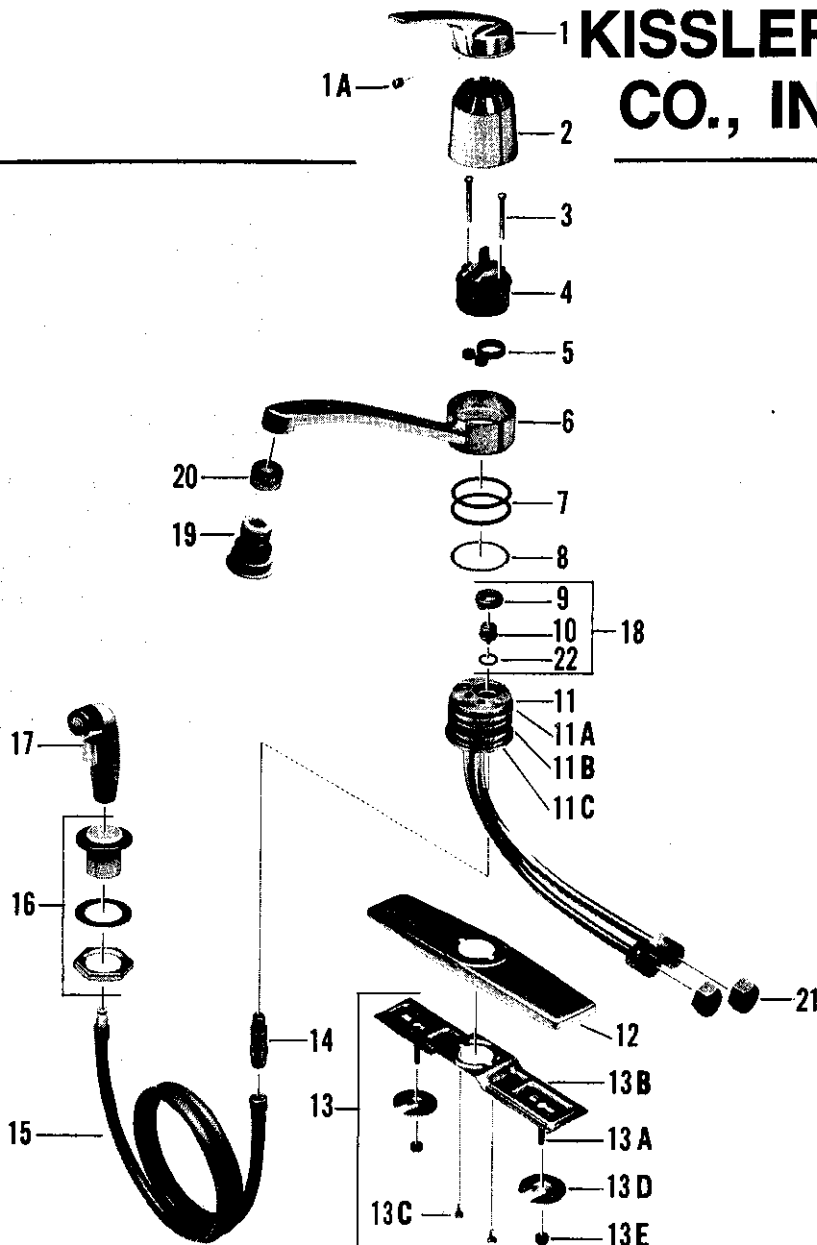

Note - Use 34617-07 closure when replacing Fiesta single lever 4173 series to Aquarian Fiesta 4201 series fittings

*Note - 37982-02 Handle S/A cannot be used on old style Aquarian Fiesta fittings with Maltese Cross pivot on 57864-07 cartridge S/A

**Note - Long spout (10 3/4") for triple bowl sinks - #70574-02


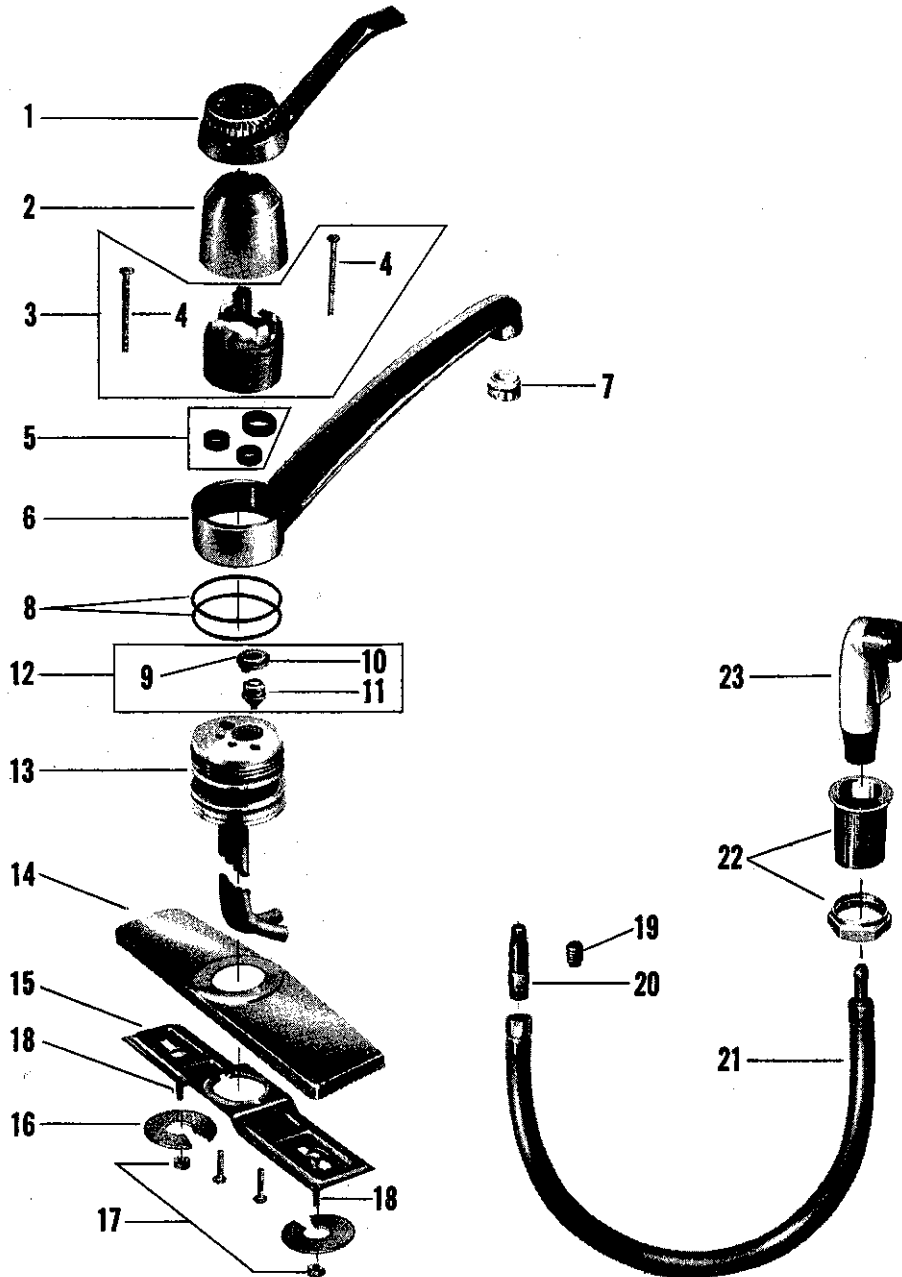
Single Control Aquarian II Sink Fittings

1A—
KISSLER &
CO., INC.



| no. | description | part no. | 4200.010 | 4200.028 | 4200.036 | 4200.044 | 4200.077 | 4200.085 |
|-----|---|-----------|----------|----------|----------|----------|----------|----------|
| 1 | Handle S/A | 37982-02 | | | | | | |
| 1A | Set Screw | 37957-09 | | | | | | |
| 2 | Escutcheon Cap | 37964-02 | | | | | | |
| 3 | Cartridge Screw | 57613-07 | | | | | | |
| 4 | Ceramic Cartridge (Includes Part 5) | 57864-07 | | | | | | |
| 5 | Cartridge Seal Set | 57583-07 | | | | | | |
| 6 | Spout | 37967-02 | | | | | | |
| 7 | Spout "O" Ring | 37962-07 | | | | | | |
| 8 | Slip Ring | 37961-07 | | | | | | |
| 9 | Diverter Retainer (see 18) | 57632-07* | | | | | | |
| 10 | Diverter (See 18) | 69360-07* | | | | | | |
| 11 | Manifold S/A | 37971-07* | | | | | | |
| 11A | | 37973-07* | | | | | | |
| 11B | | 37970-07* | | | | | | |
| 11C | | 37972-07* | | | | | | |
| 12 | Escutcheon | 37966-06 | | | | | | |
| 13 | Mounting Screw Kit | 69049-07 | | | | | | |
| 13A | Carriage Bolt (See 13) | 57620-09* | | | | | | |
| 13B | Escutcheon Plate (See 13) | 37965-09* | | | | | | |
| 13C | Manifold Screw (See 13) | 69331-07* | | | | | | |
| 13D | Washer (See 13) | 69344-09* | | | | | | |
| 13E | Lock Nut (See 13) | 69343-09* | | | | | | |
| 14 | Hose Connection | 63418-07 | | | | | | |
| 15 | Hose Assembly | 1178-17 | | | | | | |
| 16 | Deck Fitting Assembly | 61300-06 | | | | | | |
| 17 | Spray Head Assembly (Includes Part 15) | 63172-07 | | | | | | |
| 18 | Diverter & Retainer Set | 57585-07 | | | | | | |
| 19 | Swivel Spray Aerator | 70448-02 | | | | | | |
| 20 | Aerator | 56135-02 | | | | | | |
| 21 | Coupling Nut | 24220-07 | | | | | | |
| 22 | "O" Ring | 69013-07 | | | | | | |

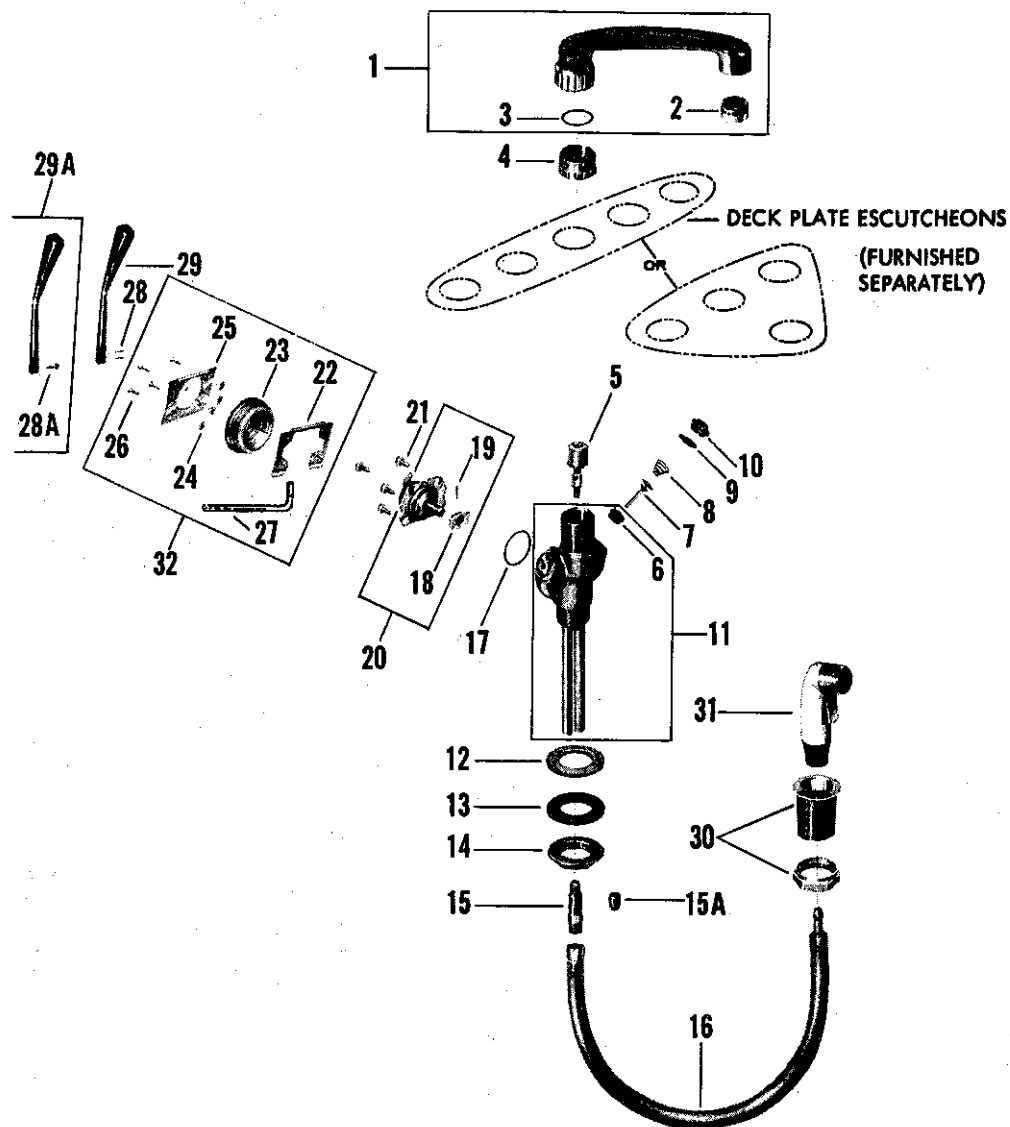
• NOT AVAILABLE



| no. | description | part no. | 4179.016 | 4179.024 | no. | description | part no. | 4179.016 | 4179.024 |
|-----|----------------------------|-----------|----------|----------|-----|-----------------------|-----------|----------|----------|
| 1 | Handle | 77031-02 | | | 14 | Escutcheon | 69383-02 | | |
| 2 | Escutcheon Cap | 57627-02 | | | 15 | Mounting Plate | 69385-09 | | |
| 3 | Cartridge (4 Gal.) S/A | 57864-07 | | | 16 | Washer, Slotted | 69344-09* | | |
| 4 | Cartridge Screw | 57613-07 | | | 17 | Nut | 69343-09* | | |
| 5 | Cartridge Seal Set | 57583-07 | | | 18 | Carriage Bolt | 57608-07 | | |
| 6 | Spout S/A w/Aerator | 77027-02 | | | 19 | Pipe Plug | 56519-09 | | |
| 7 | Aerator (Spout End Device) | 56135-02 | | | 20 | Hose Connection | 63418-07 | | |
| 8 | "O" Ring | 69332-07 | | | 21 | Hose S/A | 1178-17 | | |
| 9 | Diverter | 69360-07* | | | 22 | Locknut & Sprayholder | 61300-06 | | |
| 10 | "O" Ring | 69013-07 | | | 23 | Sprayhead S/A | 63181-07 | | |
| 11 | Retainer S-A | 57632-07* | | | | Sub-Assembly | | | |
| 12 | Diverter And Retainer Set | 57585-07 | | | | Spray & Hose S/A | 63172-07 | | |
| 13 | Manifold (4 gallon) | 57622-07* | | | | Parts 21 & 23 | | | |

Note - One (1) each of 69360-07 Diverter w/69013-07 "O" Ring; 57632-07 Retainer & "O" Ring 57631-07 are used to make Diverter & Retainer Set 57585-07.

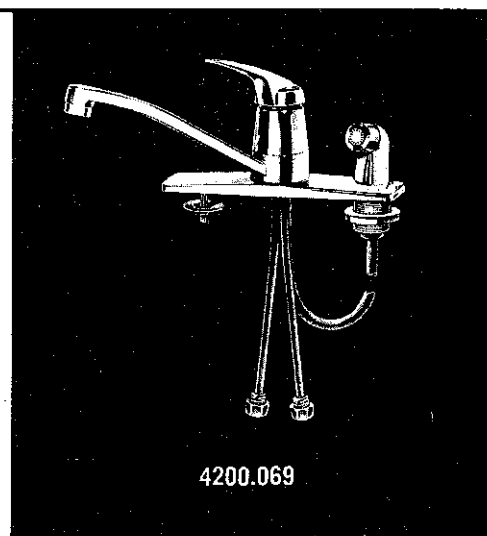
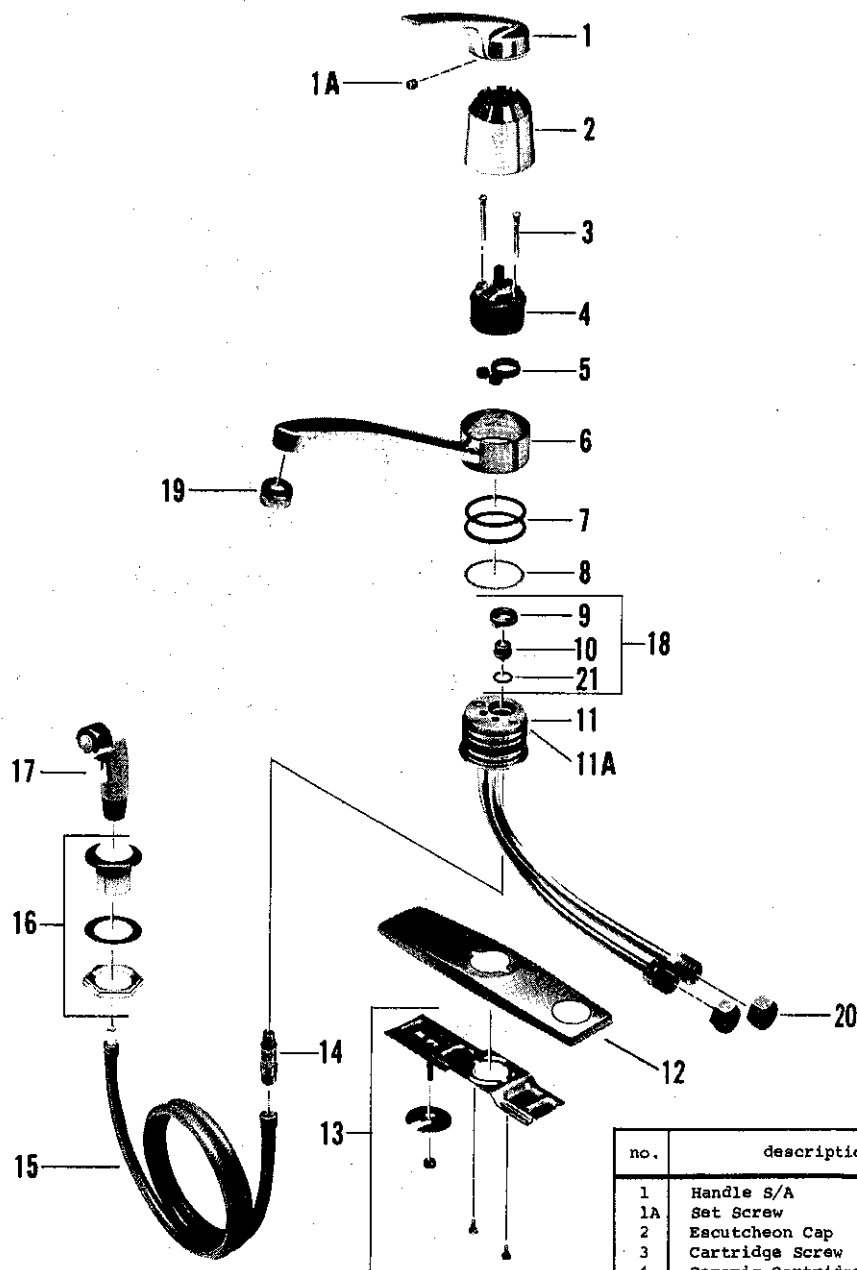
Two (2) each of Carriage Bolt 57608-07; Nut 69343-09; Washer 69344-09 & Retainer 57607-09 are used to make Carriage Bolt Mounting Kit 57586-07.



4173.019 (R 4160)


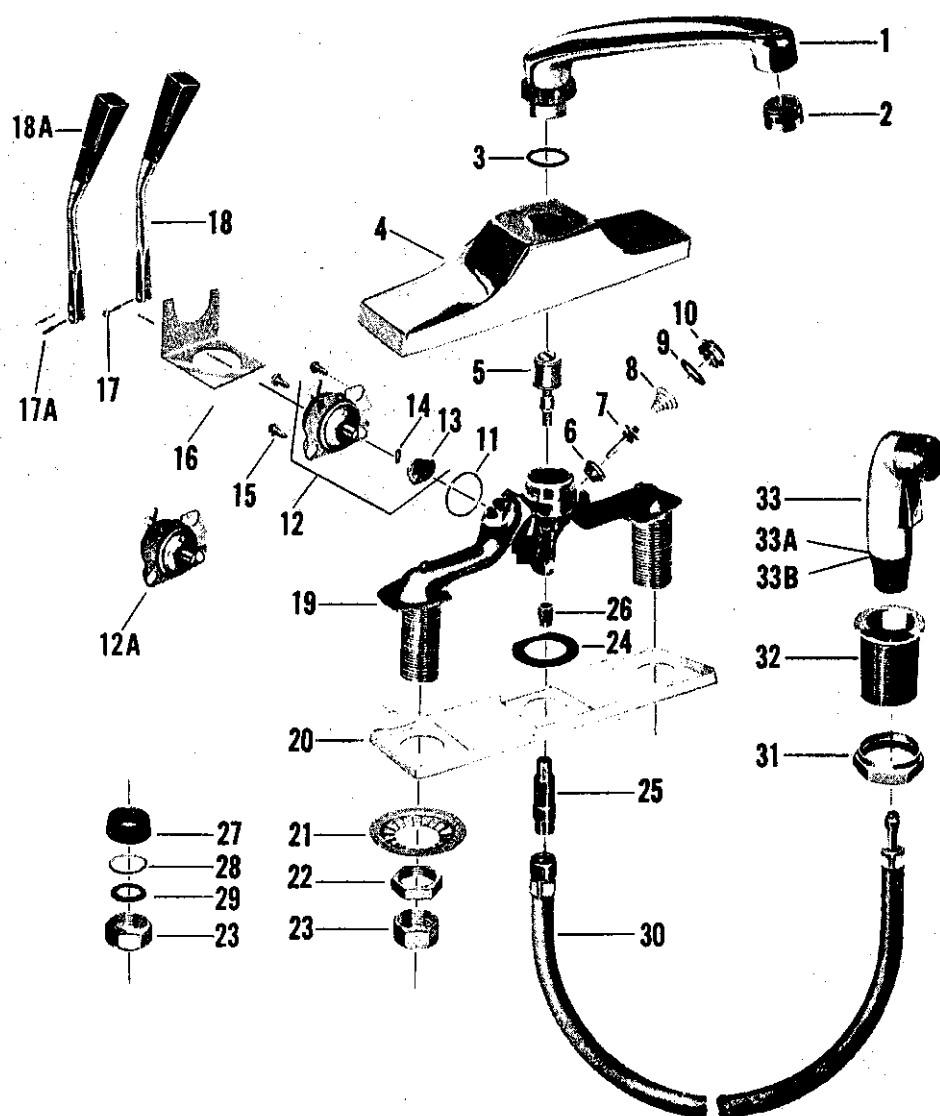
4173.027 (R 4165)

| no. | description | part no. | R 4160 | R 4165 | no. | description | part no. | R 4160 | R 4165 |
|-----|-------------------------|-----------|--------|--------|-----|--|-----------|--------|--------|
| 1 | Spout S/A | 63145-02 | | | 20 | Control S/A | 63131-04 | | |
| 2 | Aerator | 56135-02 | | | 21 | Control Mounting Screws | 61020-09 | | |
| 3 | O-Ring | 55234-07 | | | 22 | Closure Bracket | 63149-09 | | |
| 4 | Escutcheon Nut | 63127-02 | | | 23 | Closure Seal | 63151-07 | | |
| 5 | Diverter Valve | 12435-07 | | | 24 | Screw Retainer | 63185-07 | | |
| 6 | Hyseal Valve Seat | 12002-07 | | | 25 | Closure Plate | 63195-07 | | |
| 7 | Hyseal Valve Stem | 61428-07 | | | 26 | Screws | 63152-07 | | |
| 8 | Conical Spring | 72510-07 | | | 27 | Hex Wrench | 63186-07* | | |
| 9 | Strainer Plug Gasket | 12007-07 | | | 28 | Pins | 63154-07 | | |
| 10 | Strainer Plug | 12268-07 | | | 28A | Screw | 69438-07 | | |
| 11 | Body S/A | 63182-07* | | | 29 | Control Lever | 63148-02 | | |
| 12 | Washer | 49-17 | | | 29A | Handle & Screw S/A | 69439-02 | | |
| 13 | Shank Washer | 63459-07 | | | 30 | Locknut & Spray Holder | 61300-06 | | |
| 14 | Locknut | 63137-07 | | | 31 | Sprayhead S/A | 63181-07 | | |
| 15 | Hose Connector | 63418-07 | | | 32 | Closure S/A | 63153-07 | | |
| 15A | Pipe Plug | 56519-09* | | | | Sub-assemblies | | | |
| 16 | Hose S/A | 1178-17 | | | | Control & Lever S/A (Parts 20, 28 & 29) | 63183-04 | | |
| 17 | Control Mounting Gasket | 12035-07 | | | | Spray & Hose S/A (Parts 16 & 31) | 63172-07 | | |
| 18 | Cam | 12390-07 | | | | | | | |
| 19 | Cam Pin | 12034-07 | | | | | | | |




| no. | description | part no. | 4200.051 | 4200.069 |
|-----|---|-----------|----------|----------|
| 1 | Handle S/A | 37982-02 | | |
| 1A | Set Screw | 37957-09 | | |
| 2 | Escutcheon Cap | 37964-02 | | |
| 3 | Cartridge Screw | 57613-07 | | |
| 4 | Ceramic Cartridge (Includes Part 5) | 57864-07 | | |
| 5 | Cartridge Seal Set | 57583-07 | | |
| 6 | Spout | 37967-02 | | |
| 7 | Spout "O" Ring | 37962-07 | | |
| 8 | Slip Ring | 37961-07 | | |
| 9 | Diverter Retainer (See 18) | 57632-07* | | |
| 10 | Diverter (See 18) | 69360-07* | | |
| 11 | Manifold S/A | 37971-07* | | |
| 11A | | 37970-07* | | |
| 12 | Escutcheon | 37974-06 | | |
| 13 | Mounting Screw Kit | 81120-07 | | |
| 14 | Hose Connection | 63418-07 | | |
| 15 | Hose Assembly | 1178-17 | | |
| 16 | Deck Fitting Assembly | 63995-07 | | |
| 17 | Spray Head Assembly (Includes Part 15) | 63172-07 | | |
| 18 | Diverter & Retainer Set | 57585-07 | | |
| 19 | Aerator | 56135-02 | | |
| 20 | Coupling Nut | 24220-07 | | |
| 21 | "O" Ring | 69013-07 | | |

* NOT AVAILABLE



4172.011 (R 4150-1)



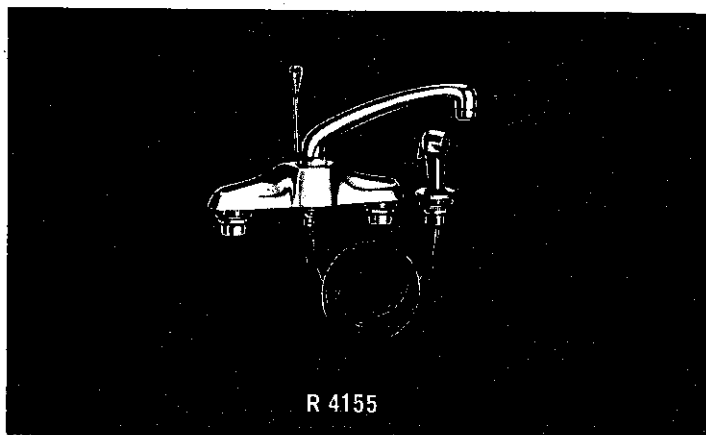
4172.042 (R 4155-1)

| no. | description | part no. | R 4150-1 | R 4155-1 | no. | description | part no. | R 4150-1 | R 4155-1 |
|-----|------------------------------------|----------|----------|----------|-----|---|-----------|----------|----------|
| 1 | Spout S/A w/aerator & "O" Ring | 61011-02 | | | 19 | Body S/A w/Hyseal Valve Seat | 61056-07* | | |
| 2 | Aerator | 56135-02 | | | 20 | Faucet Mounting Gasket | 61013-07 | | |
| 3 | "O" Ring | 55234-07 | | | 21 | Shank Washer | 754-19 | | |
| 4 | Escutcheon | 61006-02 | | | 22 | Jamb Nut | 300-27 | | |
| 5 | Diverter Valve | 12435-07 | | | 23 | Swivel Nut | 24220-07 | | |
| 6 | Hyseal Valve Seat | 12002-09 | | | 24 | Center Washer | 61014-07* | | |
| 7 | Hyseal Valve Stem | 61428-07 | | | 25 | Tube Connector | 63418-07 | | |
| 8 | Conical Spring | 72510-07 | | | 26 | Pipe Plug | 56519-09 | | |
| 9 | Strainer Plug Gasket | 12007-07 | | | 27 | Slip Joint Gasket | 1010-17 | | |
| 10 | Strainer Plug | 12268-07 | | | 28 | Slip Joint Washer | 21391-07 | | |
| 11 | Control Mounting Gasket | 12115-07 | | | 29 | Slip Joint Washer | 21545-07 | | |
| 12 | Control S/A w/Parts 13 & 14 | 12375-04 | | | 30 | Hose S/A | 1178-17 | | |
| 12A | Control Sub Assembly | 61226-04 | | | 31 | Lock Nut | | | |
| 13 | Cam | 12390-07 | | | 32 | Spray Holder | 61300-06 | | |
| 14 | Cam Pin | 12034-07 | | | 33 | Sprayhead S/A | 63181-07 | | |
| 15 | Control Mounting Screws | 61020-04 | | | 33A | Nylon Washer | 63178-07 | | |
| 16 | Rear Closure | 12067-07 | | | 33B | Rubber Washer | 63179-07 | | |
| 17 | Handle Screw | 12326-07 | | | | Sub-assemblies | | | |
| 17A | Handle Pins (2) | 63154-07 | | | | Spray & Hose S/A | | | |
| 18 | Control Lever S/A | 12313-02 | | | | (Parts 30 & 33) | 63172-07 | | |
| 18A | Control Lever S/A w/2 Pin Openings | 61228-04 | | | | Control & Lever S/A (Parts 12A, 17A, 18A) | 61232-04 | | |

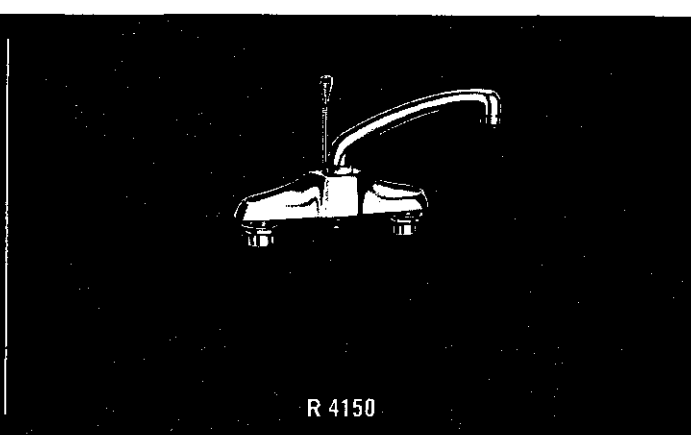
Repair Kit #72495-07 consisting of ((1) Part 3 and (2) each 6,7,8,9).

• NOT AVAILABLE

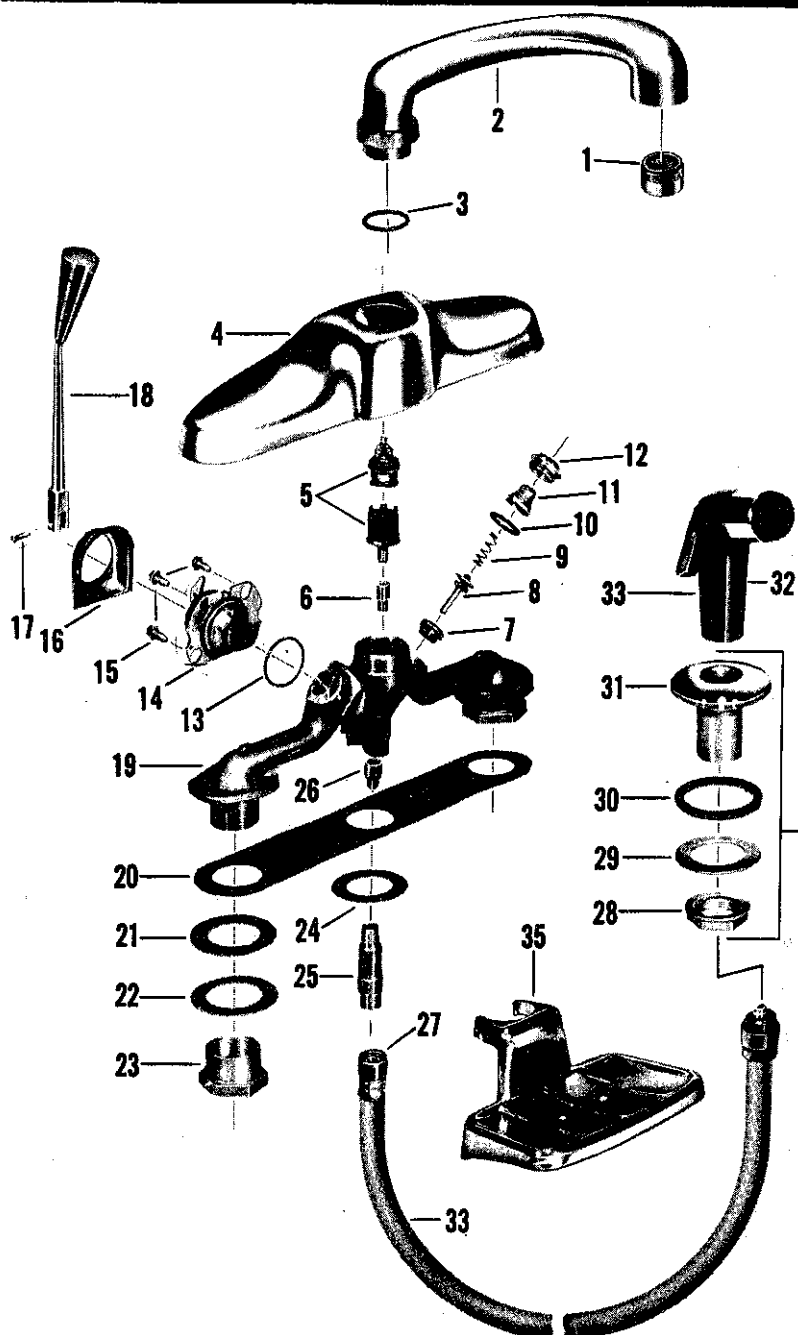




R 4155



R 4150



| no. | description | part no. | R 4155 | R 4150 |
|-----|----------------------|----------|--------|--------|
| 1 | Aerator | 56110-02 | | |
| 2 | Spout S/A | 63493-02 | | |
| 3 | "O" Ring | 55234-07 | | |
| 4 | Escutcheon | 63409-02 | | |
| 5 | Diverter | 55470-07 | | |
| 6 | Diverter Stud | 12052-07 | | |
| 7 | Seat | 12002-07 | | |
| 8 | Stem | 12270-07 | | |
| 9 | Spring | 12179-07 | | |
| 10 | Gasket | 12007-07 | | |
| 11 | Screen | 12269-07 | | |
| 12 | Plug | 12268-07 | | |
| 13 | Gasket | 12035-07 | | |
| 14 | Control S/A | 12375-04 | | |
| 15 | Screw | 12036-05 | | |
| 16 | Closure | 63414-09 | | |
| 17 | Screw | 12326-07 | | |
| 18 | Lever S/A | 56336-02 | | |
| 19 | Body | 63401-07 | | |
| 20 | Gasket | 63406-07 | | |
| 21 | Gasket | 56523-07 | | |
| 22 | Washer | 54528-07 | | |
| 23 | Jamb Nut | 56744-07 | | |
| 24 | Washer | 63407-07 | | |
| 25 | Connection | 63418-07 | | |
| 26 | Plug | 56519-09 | | |
| 27 | Hose S/A | 1092-27 | | |
| 28 | Nut | 24967-08 | | |
| 29 | Washer | 1013-29 | | |
| 30 | Gasket | 497-17 | | |
| 31 | Spray Escutcheon | 25895-02 | | |
| 32 | Spray Head | 1169-22 | | |
| 33 | Spray & Hose S/A | 1035-12 | | |
| 34 | Spray Escutcheon S/A | 7827-02 | | |
| 35 | Soap Dish | 63435-02 | | |

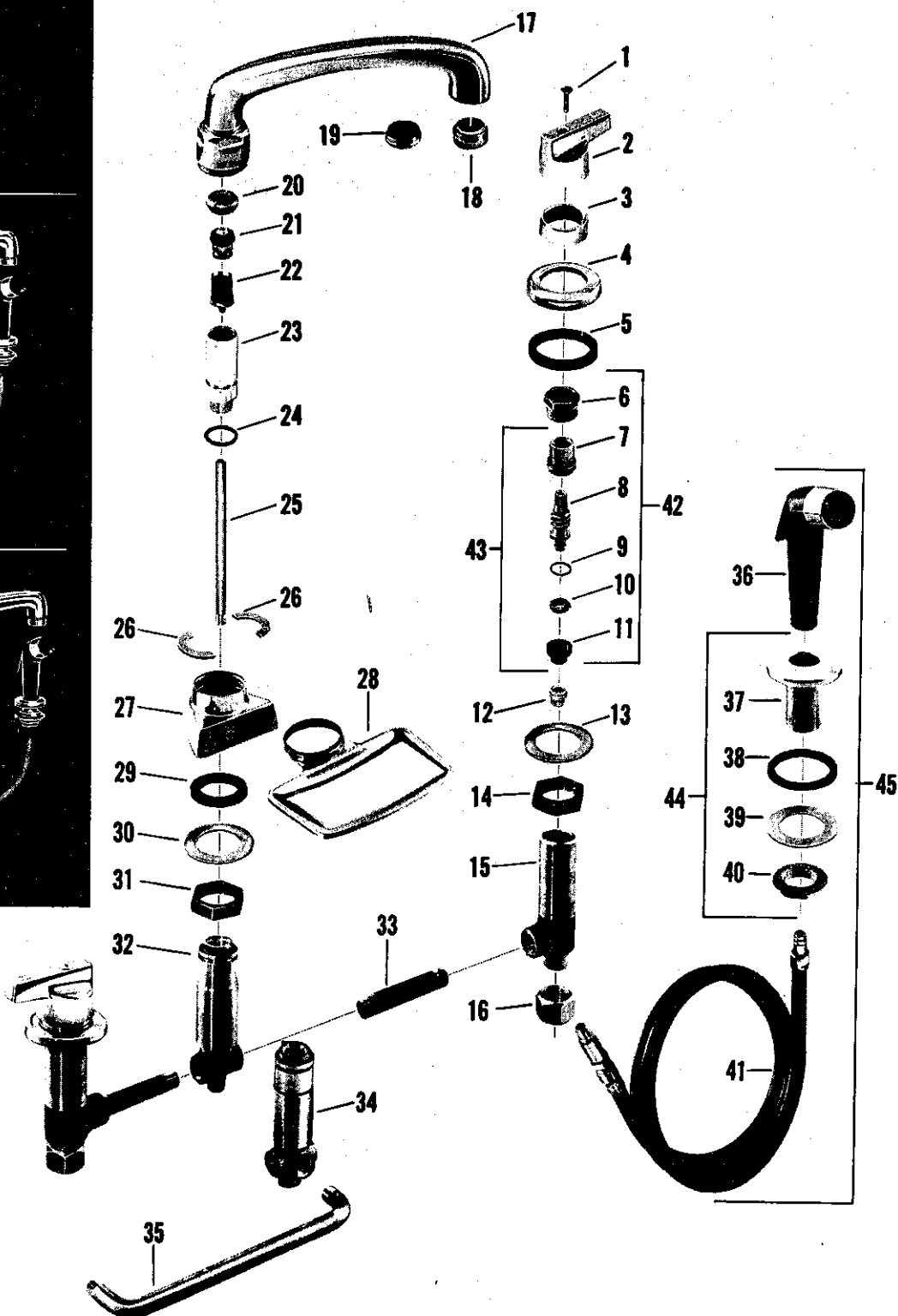
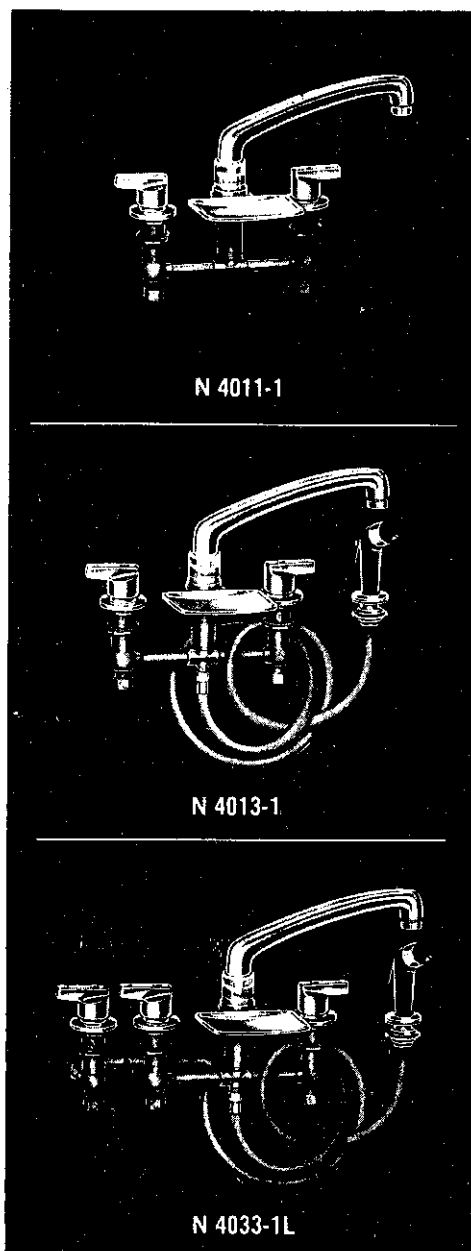
Note - Lever & Control S/A Parts 14, 17 & 18 furnished under part #56342-02
 Body S/A Parts 7 & 19 furnished under part #12277-05
 Lever S/A Parts 17 & 18 furnished under part #56341-02
 Spout S/A Parts 1-2 & 3 furnished under part #63410-02

Modernization Kit #12331-07 is available and consists of parts:
 (2) Valve Stem 12270-07 (1) "O" Ring 55234-07
 (2) Spring 12179-07 (2) Screens 12269-07
 (2) Seat 12002-07 (2) Gaskets 12007-07

Bottom Mount Sink Fittings

Heritage Trim—Lever Handles—Aquaseal

KISSLER & CO., INC.

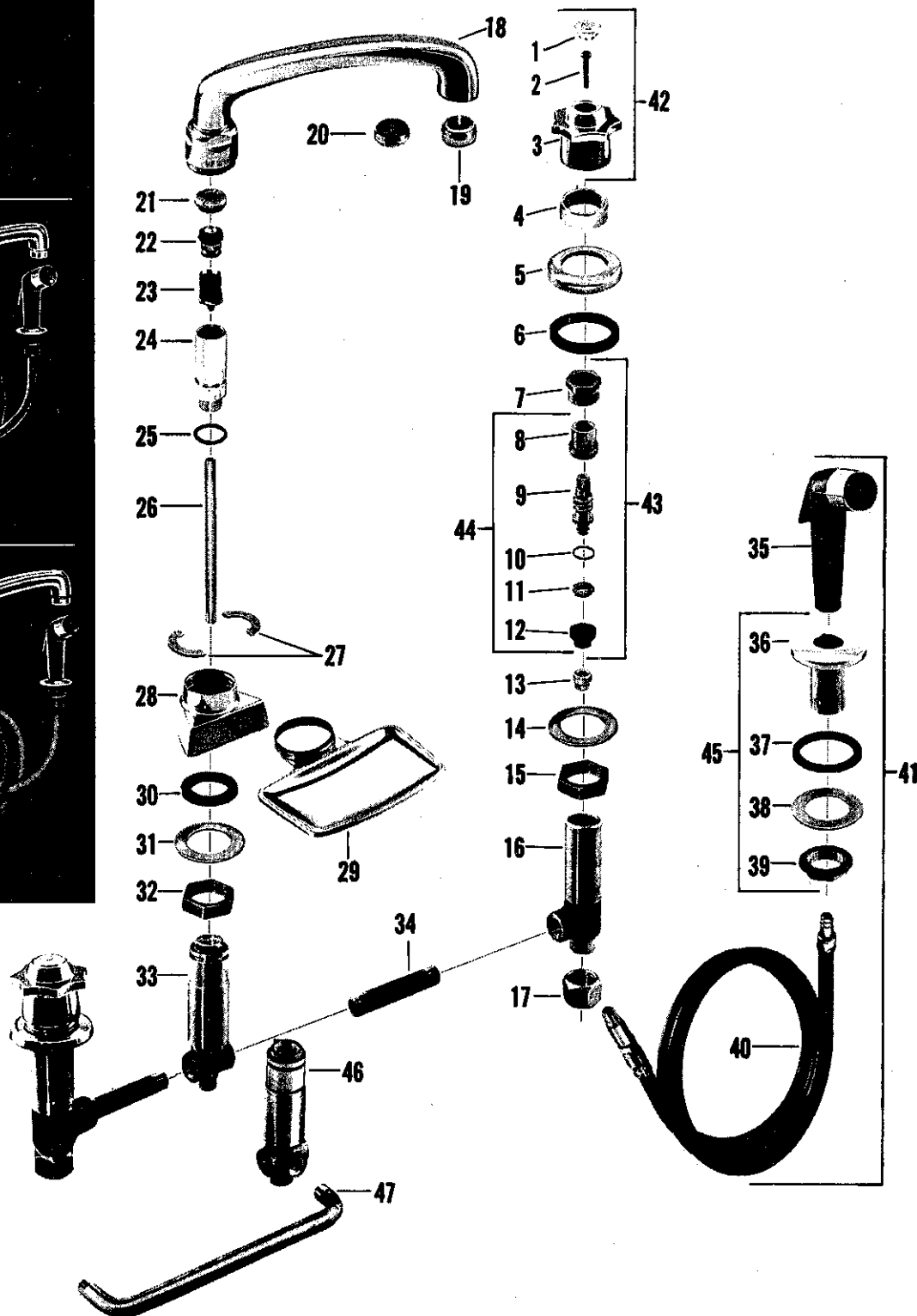
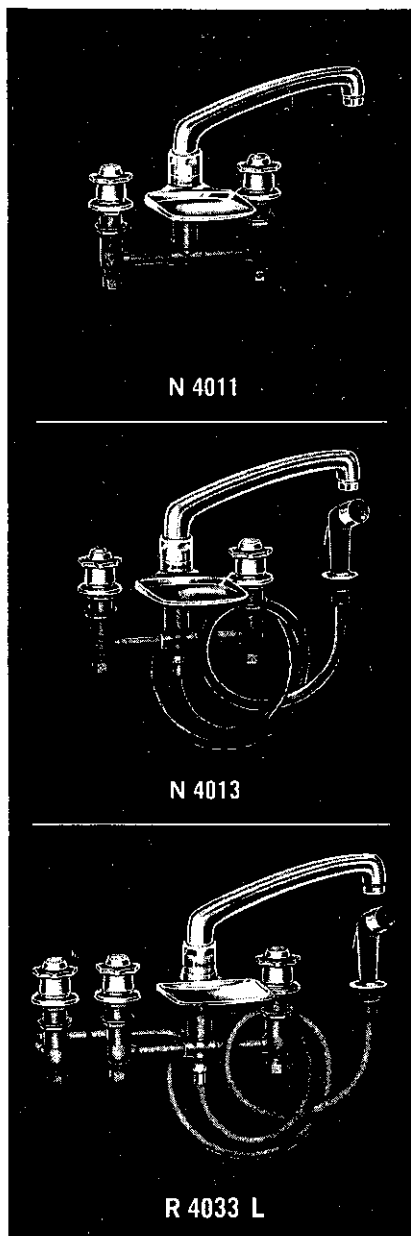


| no. | description | part no. | N 4020-1R | N 4022-1R | N 4030-1R | N 4032-1R |
|--|--|----------|-----------|-----------|-----------|-----------|
| | | | N 4020-1L | N 4022-1L | N 4030-1L | N 4032-1L |
| | | | N 4021-1R | N 4023-1R | N 4031-1R | N 4033-1R |
| | | | N 4021-1L | N 4023-1L | N 4031-1L | N 4033-1L |
| | | | N 4000-1 | N 4002-1 | N 4010-1 | N 4012-1 |
| | | | N 4001-1 | N 4003-1 | N 4011-1 | N 4013-1 |
| 1 | Handle Screw | 852-11 | | | | |
| 2 | Handle - Specify Index | 64071-02 | | | | |
| 3 | Escutcheon Holder | 800-32 | | | | |
| 4 | Escutcheon | 679-32 | | | | |
| 5 | Washer | 446-27 | | | | |
| 6 | Lock Nut | 855-17 | | | | |
| 7 | Stem Nut - R.H. Threads | 72956-07 | | | | |
| | Stem Nut - L.H. Threads | 72957-07 | | | | |
| 8 | Stem w/swivel & Friction Ring (R.H. Threads) | 72952-07 | | | | |
| | Stem w/swivel & Friction Ring (L.H. Threads) | 72953-07 | | | | |
| 9 | Friction Ring | 246-37 | | | | |
| 10 | Stop Ring | 72959-07 | | | | |
| 11 | Aquaseal Diaphragm | 72960-07 | | | | |
| 12 | Seat | 862-14 | | | | |
| 13 | Washer | 1013-29 | | | | |
| 14 | Lock Nut | 25045-08 | | | | |
| 15 | Body w/seat | 8164-08 | | | | |
| 16 | Coupling Nut | 24220-08 | | | | |
| 17 | Spout w/end trim & "O" Ring | 8099-02 | | | | |
| | Spout w/aerator & "O" Ring | 8098-02 | | | | |
| 18 | Aerator | 56110-02 | | | | |
| 19 | End Trim | 279-12 | | | | |
| 20 | Cap w/washer | 899-27 | | | | |
| 21 | Autospray (Upper) | 696-17 | | | | |
| 22 | Autospray (Lower) | 697-17 | | | | |
| 23 | Post | 964-17 | | | | |
| 24 | "O" Ring | 887-17 | | | | |
| 25 | Tube | 881-17 | | | | |
| 26 | Washer Retainer | 401-27 | | | | |
| 27 | Flange | 25893-02 | | | | |
| 28 | Soap Dish | 7847-06 | | | | |
| | (N 4001-1, N 4003-1, N 4011-1, N 4013-1) | | | | | |
| 29 | Gasket | 255-17 | | | | |
| 30 | Washer | 1013-29 | | | | |
| 31 | Lock Nut | 27365-08 | | | | |
| 32 | Tee (Fittings Less Spray) | 25584-08 | | | | |
| | Tee (Fittings With Spray) | 25582-08 | | | | |
| 33 | Pipe | 25140-08 | | | | |
| 34 | Tee for Fittings w/3rd Water Valve Less Hose & Spray | 25589-08 | | | | |
| | Tee for Fittings w/3rd Water Valve With Hose & Spray | 25590-08 | | | | |
| 35 | Bent Pipe for All Fittings w/3rd Water Valve | 698-27 | | | | |
| 36 | Spray Head Assembly | 1169-22 | | | | |
| 37 | Spray Escutcheon | 25895-02 | | | | |
| 38 | Washer | 497-17 | | | | |
| 39 | Friction Washer | 1013-29 | | | | |
| 40 | Lock Nut | 24967-08 | | | | |
| 41 | Hose Assembly | 1092-27 | | | | |
| 42 | Aquaseal Trim S/A - R.H. Threaded Stem | 72950-07 | | | | |
| | Aquaseal Trim S/A - L.H. Threaded Stem | 72951-07 | | | | |
| 43 | Aquaseal Trim Less Lock Nut (R.H. Threaded Stem) | 72950-17 | | | | |
| | Aquaseal Trim Less Lock Nut (L.H. Threaded Stem) | 72951-17 | | | | |
| 44 | Spray Escutcheon S/A | 7827-02 | | | | |
| 45 | Assembly Hose & Spray | 1035-12 | | | | |
| Sub-assemblies | | | | | | |
| Valve S/A w/R.H. Thread Stem - (Parts 12-15-42) - #7940-08 | | | | | | |
| Valve S/A w/L.H. Thread Stem - (Parts 12-15-42) - #7929-08 | | | | | | |

Bottom Mount Sink Fittings

Heritage Trim—Aquaseal

KISSLER & CO., INC.




| no. | description | part no. | N 4020 R N 4020 L N 4000 | N 4021 R N 4021 L N 4001 | N 4022 R N 4022 L N 4002 | N 4023 R N 4023 L N 4003 | N 4030 R N 4030 L N 4010 | N 4031 R N 4031 L N 4011 | N 4032 R N 4032 L N 4012 | N 4033 R N 4033 L N 4013 |
|---|---|----------|--------------------------------|--------------------------------|--------------------------------|--------------------------------|--------------------------------|--------------------------------|--------------------------------|--------------------------------|
| 1 | Index Button - Specify Index | 1234-22 | | | | | | | | |
| 2 | Handle Screw | 1130-17 | | | | | | | | |
| 3 | Handle | 5359-02 | | | | | | | | |
| 4 | Escutcheon Holder | 800-32 | | | | | | | | |
| 5 | Escutcheon | 679-32 | | | | | | | | |
| 6 | Washer | 446-27 | | | | | | | | |
| 7 | Lock Nut | 855-17 | | | | | | | | |
| 8 | Stem Nut R.H. | 72956-07 | | | | | | | | |
| 9 | Stem w/swivel & Friction Ring | 72952-07 | | | | | | | | |
| 10 | Friction Ring | 246-37 | | | | | | | | |
| 11 | Stop Ring | 72959-07 | | | | | | | | |
| 12 | Aquaseal Diaphragm | 72960-07 | | | | | | | | |
| 13 | Seat | 862-14 | | | | | | | | |
| 14 | Washer | 1013-29 | | | | | | | | |
| 15 | Lock Nut | 25045-08 | | | | | | | | |
| 16 | Body w/seat | 8164-08 | | | | | | | | |
| 17 | Nut | 24220-08 | | | | | | | | |
| 18 | Spout w/End Trim & "O" Ring | 8099-02 | | | | | | | | |
| | Spout w/Aerator & "O" Ring | 8098-02 | | | | | | | | |
| 19 | Aerator | 56110-02 | | | | | | | | |
| 20 | End Trim | 279-12 | | | | | | | | |
| 21 | Cap w/washer | 899-27 | | | | | | | | |
| 22 | Autospray (Upper) | 696-17 | | | | | | | | |
| 23 | Autospray (Lower) | 697-17 | | | | | | | | |
| 24 | Post | 964-17 | | | | | | | | |
| 25 | "O" Ring | 887-17 | | | | | | | | |
| 26 | Tube | 881-17 | | | | | | | | |
| 27 | Washer Retainer | 401-27 | | | | | | | | |
| 28 | Flange | 25893-02 | | | | | | | | |
| 29 | Soap Dish | 7847-06 | | | | | | | | |
| 30 | Gasket | 255-17 | | | | | | | | |
| 31 | Washer | 1013-29 | | | | | | | | |
| 32 | Lock Nut | 27365-08 | | | | | | | | |
| 33 | Tee (Fittings Less Spray) | 25584-08 | | | | | | | | |
| | Tee (Fittings with Spray) | 25582-08 | | | | | | | | |
| 34 | Pipe | 25140-08 | | | | | | | | |
| 35 | Spray Head Assembly | 1169-22 | | | | | | | | |
| 36 | Escutcheon | 25895-02 | | | | | | | | |
| 37 | Washer | 497-17 | | | | | | | | |
| 38 | Washer | 1013-29 | | | | | | | | |
| 39 | Lock Nut | 24967-08 | | | | | | | | |
| 40 | Hose Assembly | 1092-27 | | | | | | | | |
| 41 | Assembled Spray & Hose | 1035-12 | | | | | | | | |
| 42 | Assembly Handle - Specify Index | 6459-02 | | | | | | | | |
| 43 | Assembly Aquaseal Trim | 72950-07 | | | | | | | | |
| 44 | Aquaseal Trim S/A Less Lock Nut | 72950-17 | | | | | | | | |
| 45 | Spray Escutcheon S/A | 7827-02 | | | | | | | | |
| 46 | Tee for Fittings w/3rd Water Valve Less Hose & Spray | 25589-08 | | | | | | | | |
| | Tee for Fittings w/3rd Water Valve With Hose & Spray | 25590-08 | | | | | | | | |
| 47 | Bent Pipe for all Fittings w/3rd Water Valve | 698-27 | | | | | | | | |
| Sub-assembly Valve S/A - (Parts 13-16 & 43) - #7940-08 | | | | | | | | | | |

Note - #44 furnished as replacement for #56361-05 Aquaseal Kit, which is no longer available.


Bottom Mount Sink Fittings

Quality Trim—NU-RE-NU


KISSLER & CO., INC.



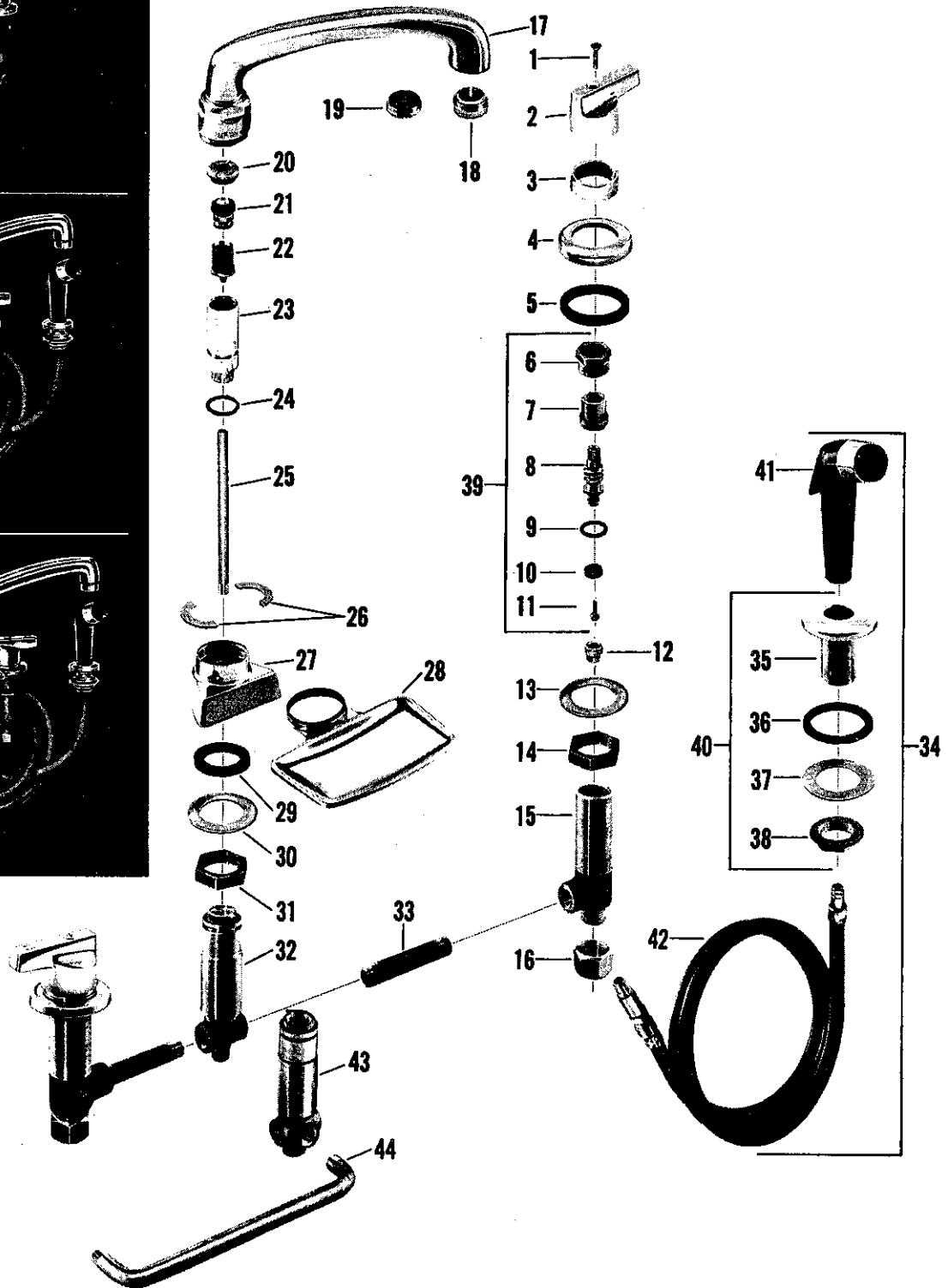
R 4011



R 4013



R 4033 L



| no. | description | part no. | R 4020 R R 4000 | R 4021 R R 4001 | R 4022 R R 4002 | R 4023 R R 4003 | R 4030 R R 4010 | R 4031 R R 4011 | R 4032 R R 4012 | R 4033 R R 4013 |
|---|---|----------|--------------------|--------------------|--------------------|--------------------|--------------------|--------------------|--------------------|--------------------|
| 1 | Handle Screw | 852-11 | | | | | | | | |
| 2 | Handle - Specify Index | 64071-02 | | | | | | | | |
| 3 | Escutcheon Holder | 800-32 | | | | | | | | |
| 4 | Escutcheon | 679-32 | | | | | | | | |
| 5 | Washer | 446-27 | | | | | | | | |
| 6 | Lock Nut | 855-17 | | | | | | | | |
| 7 | Stem Nut (R.H. Threads) | 854-17 | | | | | | | | |
| | Stem Nut (L.H. Threads) | 857-17 | | | | | | | | |
| 8 | Stem w/washer & Screw (R.H. Thds.) | 853-14 | | | | | | | | |
| | Stem w/washer & Screw (L.H. Thds.) | 856-14 | | | | | | | | |
| 9 | "O" Ring | 886-17 | | | | | | | | |
| 10 | Seat Washer | 858-17 | | | | | | | | |
| 11 | Seat Washer Screw | 759-27 | | | | | | | | |
| 12 | Seat | 862-14 | | | | | | | | |
| 13 | Washer | 1013-29 | | | | | | | | |
| 14 | Lock Nut | 25045-08 | | | | | | | | |
| 15 | Body w/seat | 8164-08 | | | | | | | | |
| 16 | Nut | 24220-08 | | | | | | | | |
| 17 | Spout w/End Trim & "O" Ring | 8099-02 | | | | | | | | |
| | Spout w/Aerator & "O" Ring | 8098-02 | | | | | | | | |
| 18 | Aerator | 56110-02 | | | | | | | | |
| 19 | End Trim | 279-12 | | | | | | | | |
| 20 | Cap & Washer | 899-27 | | | | | | | | |
| 21 | Autospray (Upper) | 696-17 | | | | | | | | |
| 22 | Autospray (Lower) | 697-17 | | | | | | | | |
| 23 | Post | 964-17 | | | | | | | | |
| 24 | "O" Ring | 887-17 | | | | | | | | |
| 25 | Tube | 881-17 | | | | | | | | |
| 26 | Washer Retainer | 401-27 | | | | | | | | |
| 27 | Flange | 25893-02 | | | | | | | | |
| 28 | Soap Dish | 7847-06 | | | | | | | | |
| 29 | Washer | 255-17 | | | | | | | | |
| 30 | Washer | 1013-29 | | | | | | | | |
| 31 | Lock Nut | 27365-08 | | | | | | | | |
| 32 | Tee | 25584-08 | | | | | | | | |
| | Tee | 25582-08 | | | | | | | | |
| 33 | Pipe | 25140-08 | | | | | | | | |
| 34 | Assembled Spray & Hose | 1035-12 | | | | | | | | |
| 35 | Escutcheon | 25895-02 | | | | | | | | |
| 36 | Washer | 497-17 | | | | | | | | |
| 37 | Washer | 1013-29 | | | | | | | | |
| 38 | Lock Nut | 24967-08 | | | | | | | | |
| 39 | Stem Assembly - R.H. | 6079-04 | | | | | | | | |
| | Stem Assembly - L.H. | 6080-04 | | | | | | | | |
| 40 | Spray Escutcheon S/A | 7827-02 | | | | | | | | |
| 41 | Spray Head Assembly | 1169-22 | | | | | | | | |
| 42 | Hose Assembly | 1092-27 | | | | | | | | |
| 43 | Tee for Fittings w/3rd Water Valve Less Hose & Spray | 25589-08 | | | | | | | | |
| | Tee for Fittings w/3rd Water Valve With Hose & Spray | 25590-08 | | | | | | | | |
| 44 | Bent Pipe for all Fitting w/3rd Water Valve | 698-27 | | | | | | | | |
| Sub-assemblies | | | | | | | | | | |
| Valve S/A R.H. Thread Stem - (Parts 6-12 & 15) - #7828-08 | | | | | | | | | | |
| Valve S/A L.H. Thread Stem - (Parts 6-12 & 15) - #7829-08 | | | | | | | | | | |

Bottom Mount Sink Fittings

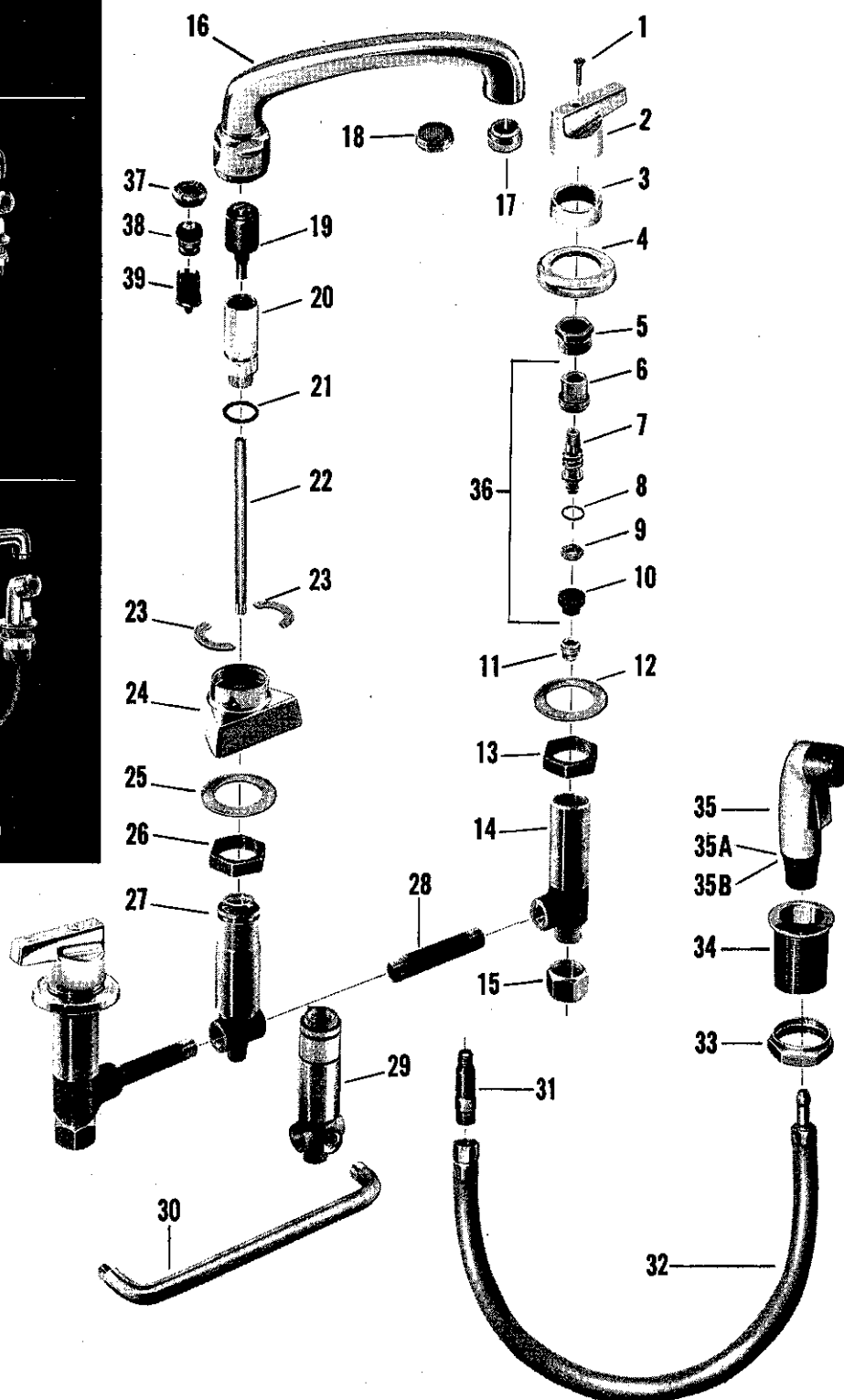
Heritage Trim—Lever Handles—Aquaseal

KISSLER & CO., INC.

4146.015 (N 4010-1)

4148.011 (N 4012-1)

4156.022 (N 4032-1L)



| no. | description | part no. | N 4020-1R | N 4022-1R | N 4030-1R | N 4032-1R |
|------------------------------------|---|----------------------------|-----------|-----------|-----------|-----------|
| | | | N 4020-1L | N 4022-1L | N 4030-1L | N 4032-1L |
| | | | N 4021-1R | N 4023-1R | N 4031-1R | N 4033-1R |
| | | | N 4021-1L | N 4023-1L | N 4031-1L | N 4033-1L |
| | | | N 4000-1 | N 4002-1 | N 4010-1 | N 4012-1 |
| | | | N 4001-1 | N 4003-1 | N 4011-1 | N 4013-1 |
| 1 | Handle Screw | 852-11 | | | | |
| 2 | Handle - Specify Index | 64071-02 | | | | |
| 3 | Escutcheon Holder | 800-34 | | | | |
| 4 | Escutcheon | 679-32 | | | | |
| 5 | Lock Nut | 855-17 | | | | |
| 6 | Stem Nut - R.H. Threads | 72956-07 | | | | |
| | Stem Nut - L.H. Threads | 72957-07 | | | | |
| 7 | Stem w/Swivel & Friction Ring (R.H. Threads) | 72952-07* | | | | |
| | Stem w/Swivel & Friction Ring (L.H. Threads) | 72953-07* | | | | |
| 8 | Friction Ring | 246-37 | | | | |
| 9 | Stop Ring | 72959-07 | | | | |
| 10 | Aquaseal Diaphragm (2) | 72940-07 | | | | |
| 11 | Seat | Brass 862-14, Monel 863-27 | | | | |
| 12 | Washer | 1013-29 | | | | |
| 13 | Lock Nut | 25045-07 | | | | |
| 14 | Body w/seat | 8164-07* | | | | |
| 15 | Coupling Nut | 24220-07 | | | | |
| 16 | Spout w/end trim & "O" Ring | 8099-02 | | | | |
| | Spout w/aerator & "O" Ring | 8098-02 | | | | |
| 17 | Aerator | 56135-02 | | | | |
| 18 | End Trim | 279-12 | | | | |
| 19 | Diverter | 12435-07 | | | | |
| 20 | Post | 964-17 | | | | |
| 21 | "O" Ring | 887-17 | | | | |
| 22 | Tube | 881-17 | | | | |
| 23 | Washer Retainer | 401-27 | | | | |
| 24 | Flange | 25893-02 | | | | |
| 25 | Washer | 1013-29 | | | | |
| 26 | Lock Nut | 27365-07 | | | | |
| 27 | Tee (Fittings Less Spray) | 25584-07 | | | | |
| | Tee (Fittings With Spray) | 25582-07 | | | | |
| 28 | Pipe | 25140-07 | | | | |
| 29 | Tee for Fittings w/3rd Water Valve Less Hose & Spray | 25589-07* | | | | |
| | Tee for Fittings w/3rd Water Valve with Hose & Spray | 25590-07* | | | | |
| 30 | Bent Pipe for All Fittings w/3rd Water Valve | 698-27* | | | | |
| 31 | Hose Connector | 63418-07 | | | | |
| 32 | Hose S/A | 1178-17 | | | | |
| 33 | Lock Nut | 61300-06 | | | | |
| 34 | Spray Holder | 63181-07 | | | | |
| 35 | Sprayhead S/A | 63178-07 | | | | |
| 35A | Nylon Washer (Not Shown) | 63179-07 | | | | |
| 35B | Rubber Washer (Not Shown) | 72950-17 | | | | |
| 36 | Aquaseal Trim Less Lock Nut (R.H. Threaded Stem) | 72951-17 | | | | |
| | Aquaseal Trim Less Lock Nut (L.H. Threaded Stem) | 899-27 | | | | |
| 37 | Cap w/washer | 696-17 | | | | |
| 38 | Auto Spray (Upper) | 697-17 | | | | |
| 39 | Auto Spray (Lower) | | | | | |
| Sub-assembly | | | | | | |
| Spray & Hose S/A - (Parts 32 & 35) | | 63172-07 | | | | |

Note - If part #19 is not used, order parts 37, 38 and 39

• NOT AVAILABLE

Repair Kit consisting of (2) each parts 11 & 36 with L.H. & R.H. Trim - #12938-09

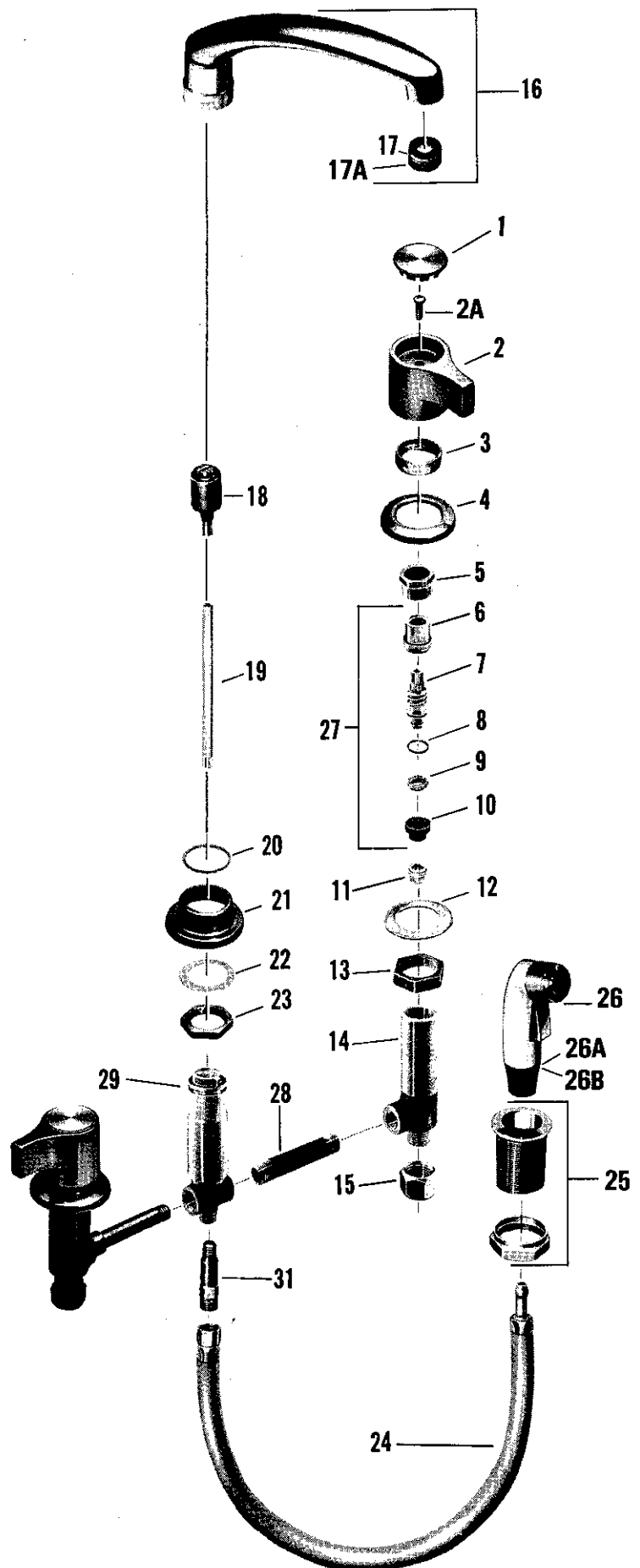

Repair Kit consisting of (1) each parts 11 & 36 with R.H. Trim only - #12955-09

Repair Kit consisting of (1) each parts 11 & 36 with L.H. Trim only - #12956-09

Bottom Mount Sink Fittings

Heritage Trim—Lever Handles—Aquaseal

KISSLER & CO., INC.




| no. | description | part no. | 4148.045 | 4146.155 | 4148.037 | 4146.130 |
|-----|--------------------------------|-----------|----------|----------|----------|----------|
| 1 | INDEX BUTTON-BLUE 'C' | 70633-071 | | | | |
| | INDEX BUTTON-RED 'H' | 70633-073 | | | | |
| 2 | HANDLE (ZINC) | 70638-02 | | | | |
| | HANDLE (BRASS) | 70639-02 | | | | |
| 2A | HANDLE SCREW | 1130-17 | | | | |
| 3 | ESCH. HOLDER | 800-34 | | | | |
| 4 | ESCUTCHEON | 679-32 | | | | |
| 5 | LOCKNUT | 855-17 | | | | |
| 6 | STEM NUT R.H. | 72956-07 | | | | |
| | STEM NUT L.H. | 72957-07 | | | | |
| 7 | STEM S/A R.H. | 72952-07● | | | | |
| | STEM S/A L.H. | 72953-07● | | | | |
| 8 | FRICITION RING | 246-37 | | | | |
| 9 | STOP RING | 72959-07 | | | | |
| 10 | DIAPHRAGM (2) | 72940-07 | | | | |
| 11 | SEAT BRASS 862-14, MONEL | 863-27 | | | | |
| 12 | WASHER | 63459-07 | | | | |
| 13 | LOCKNUT | 25045-07 | | | | |
| 14 | BODY | 38301-07● | | | | |
| 15 | COUPLING NUT | 24220-07 | | | | |
| 16 | SPOUT W/AERATOR & O'RING | 70640-02 | | | | |
| 17 | AERATOR (REGULAR) | 56135-02 | | | | |
| 17A | AERATOR (3½GPM) | 56137-02 | | | | |
| 18 | DIVERTER | 77043-07 | | | | |
| 19 | TUBE | 70636-07 | | | | |
| 20 | O'RING | 55234-07 | | | | |
| 21 | SPOUT ESCUTCHEON | 70637-06 | | | | |
| 22 | WASHER | 70634-07 | | | | |
| 23 | LOCKNUT | 70635-07 | | | | |
| 24 | HOSE ASSEM. | 1178-17 | | | | |
| 25 | DECK FITTING S/A | 61300-06 | | | | |
| 26 | SPRAY HEAD S/A | 63181-07 | | | | |
| 26A | NYLON WASHER (NOT SHOWN) | 63178-07 | | | | |
| 26B | RUBBER WASHER (NOT SHOWN) | 63179-07 | | | | |
| 27 | AQUASEAL TRIM S/A-R.H. | 72950-17 | | | | |
| | AQUASEAL TRIM S/A-L.H. | 72951-17 | | | | |
| 28 | TUBE | 43121-07● | | | | |
| 29 | SPOUT BODY | 70649-07● | | | | |
| | SPOUT BODY | 70650-07● | | | | |
| | | | | | | |
| | HOSE & SPRAY S/A (ITEMS 24&26) | 63172-07 | | | | |

● NOT AVAILABLE

Bottom Mount Sink Fittings

Colony Trim

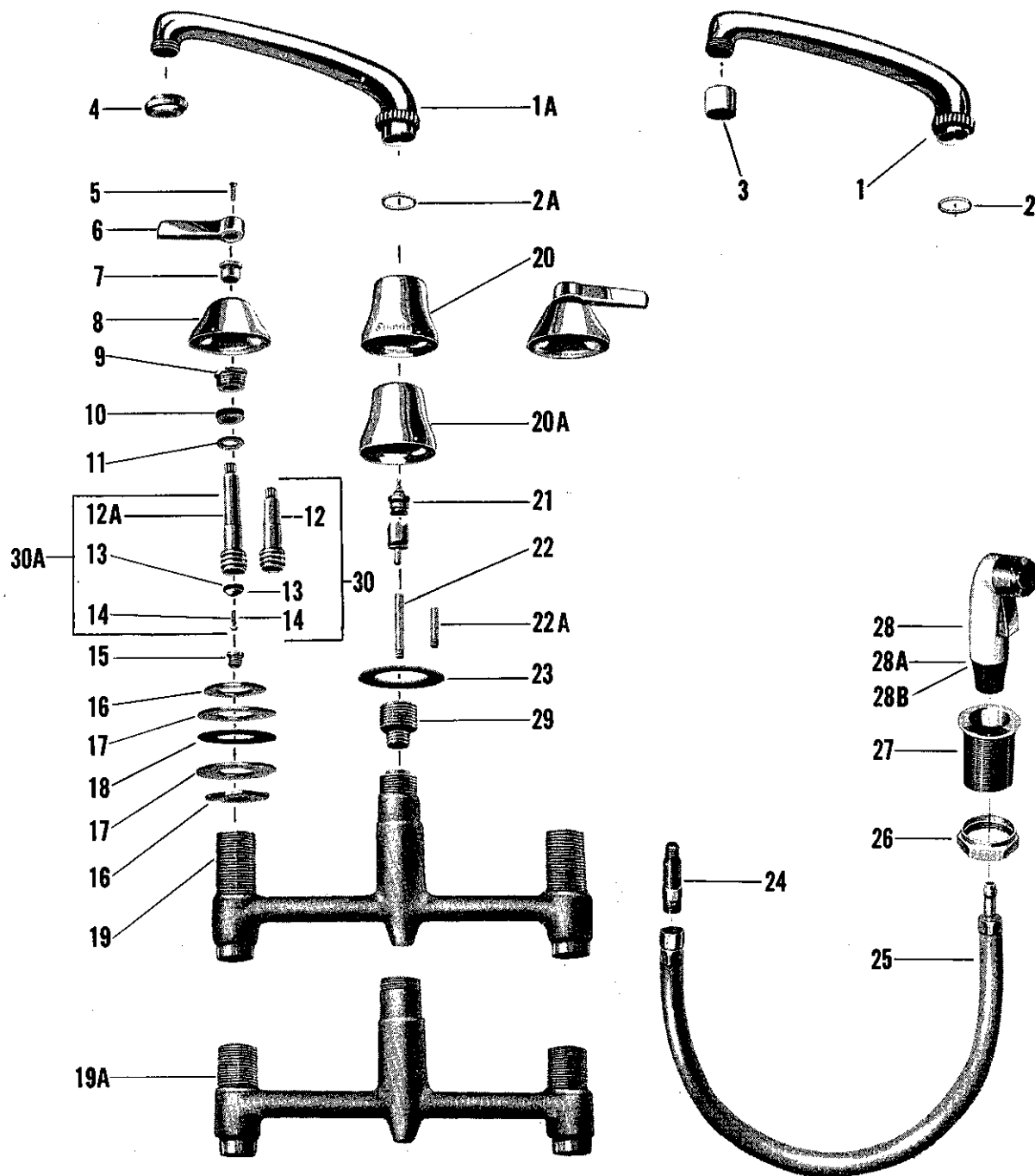
KISSLER & CO., INC.



4116.026 (C 4040)



4118.022 (C 4045)



| no. | description | part no. | C-4040 | C-4041 | C-4042 | C-4043 | C-4045 | C-4046 | C-4047 | C-4048 |
|------------------------------------|-------------------------------------|--------------------------------|--------|--------|--------|--------|--------|--------|--------|--------|
| 1 | Spout w/spout Nut | 57165-02 | | | | | | | | |
| 1A | Spout w/spout Nut | 57160-02 | | | | | | | | |
| 2 | "O" Ring | 56539-07 | | | | | | | | |
| 2A | "O" Ring | 55234-07 | | | | | | | | |
| 3 | Aerator | 56135-02 | | | | | | | | |
| 4 | Stream Regulator | 57364-04* | | | | | | | | |
| 5 | Handle Screw | 56581-01 | | | | | | | | |
| 6 | Handle - Specify Index | 57302-02 | | | | | | | | |
| 7 | Escutcheon Nipple | 57309-04 | | | | | | | | |
| 8 | Escutcheon | 55352-02 | | | | | | | | |
| 9 | Stem Packing Nut | 57291-07 | | | | | | | | |
| 10 | Stem Packing | 57283-07 | | | | | | | | |
| 11 | Stem Washer | 57284-07 | | | | | | | | |
| 12 | Stem Hot | 55815-04* | | | | | | | | |
| | Stem Cold | 55816-04* | | | | | | | | |
| 12A | Stem Hot | 55822-04* | | | | | | | | |
| | Stem Cold | 55823-04* | | | | | | | | |
| 13 | Seat Washer | 858-17 | | | | | | | | |
| 14 | Seat Washer Screw | 56480-07 | | | | | | | | |
| 15 | Seat | Brass 57281-04, Monel 57280-07 | | | | | | | | |
| 16 | Jamb Nut | 57296-09* | | | | | | | | |
| 17 | Jamb Nut Washer | 55346-09* | | | | | | | | |
| 18 | Jamb Nut Gasket | 55347-07* | | | | | | | | |
| 19 | Body | 56355-07* | | | | | | | | |
| | Body | 56354-07* | | | | | | | | |
| 19A | Body | 56359-07* | | | | | | | | |
| | Body | 56358-07* | | | | | | | | |
| 20 | Spout Escutcheon Marked Standard | 63221-02 | | | | | | | | |
| 20A | Spout Escutcheon Marked MF Standard | 63220-02 | | | | | | | | |
| 21 | Diverter Valve | 55275-07 | | | | | | | | |
| 22 | Diverter Tube | 63217-07 | | | | | | | | |
| 22A | Diverter Tube | 63231-07 | | | | | | | | |
| 23 | Center Washer | 63238-07 | | | | | | | | |
| 24 | Hose Connector | 63418-07 | | | | | | | | |
| 25 | Hose S/A | 1178-17 | | | | | | | | |
| 26 | Lock Nut | 61300-06 | | | | | | | | |
| 27 | Spray Holder | | | | | | | | | |
| 28 | Sprayhead S/A | 63181-07 | | | | | | | | |
| 28A | Nylon Washer (not shown) | 63178-07 | | | | | | | | |
| 28B | Rubber Washer (not shown) | 63179-07 | | | | | | | | |
| 29 | Adapter | 63216-07 | | | | | | | | |
| 30 | Stem Hot S/A w/washer & Screw | 55838-04 | | | | | | | | |
| | Stem Cold S/A w/washer & Screw | 55839-04 | | | | | | | | |
| 30A | Stem Hot S/A w/washer & Screw | 55788-04 | | | | | | | | |
| | Stem Cold S/A w/washer & Screw | 55789-04 | | | | | | | | |
| Sub-assembly | | | | | | | | | | |
| Spray & Hose S/A - (Parts 25 & 28) | | 63172-07 | | | | | | | | |

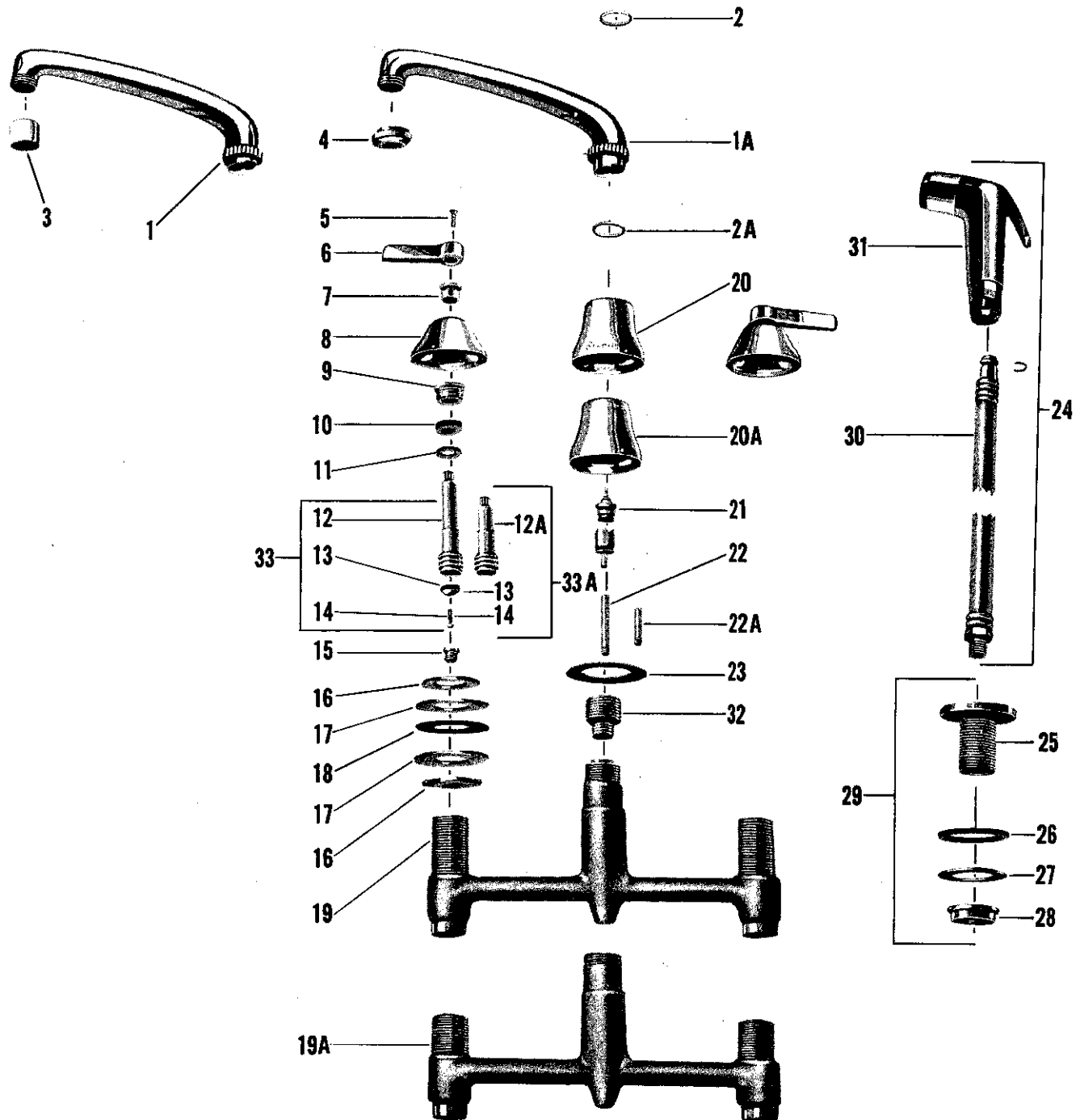

• NOT AVAILABLE

Repair Kit consisting of (2) each parts 9,10,11,15 & 30 with L.H. & R.H. Trim - #12951-09
 Repair Kit consisting of (2) each parts 9,10,11,15 & 30A with L.H. & R.H. Trim - #12952-09

Bottom Mount Sink Fittings

Colony Trim

KISSLER & CO., INC.

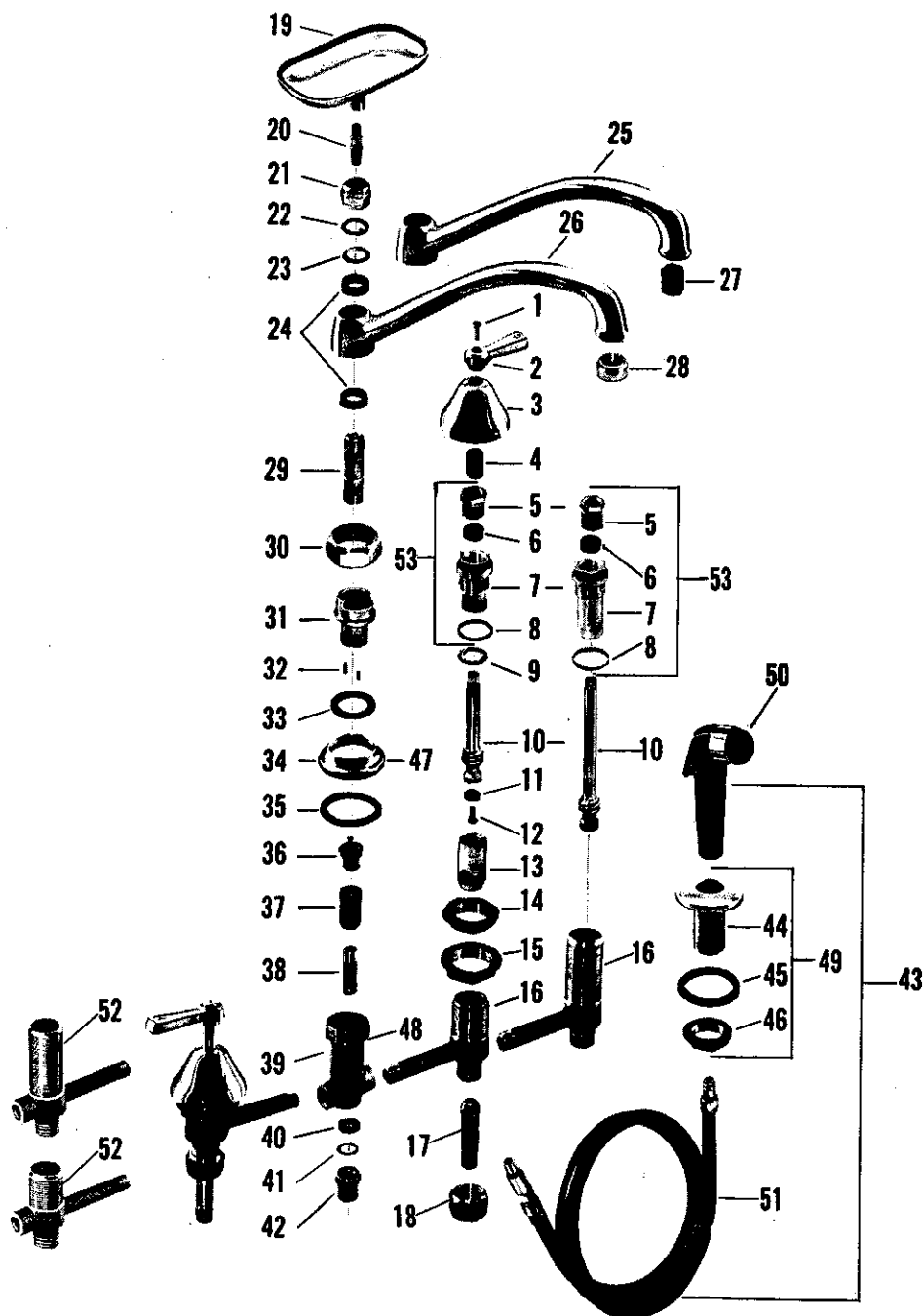



| no. | description | part no. | C 4040 | C 4041 | C 4042 | C 4043 | C 4045 | C 4046 | C 4047 | C 4048 |
|-----|-------------------------------------|----------|--------|--------|--------|--------|--------|--------|--------|--------|
| 1 | Spout w/spout Nut | 57165-02 | | | | | | | | |
| 1A | Spout w/spout Nut | 57160-02 | | | | | | | | |
| 2 | "O" Ring | 56539-07 | | | | | | | | |
| 2A | "O" Ring | 55234-07 | | | | | | | | |
| 3 | Aerator | 56117-02 | | | | | | | | |
| 4 | Stream Regulator | 57364-04 | | | | | | | | |
| 5 | Handle Screw | 56581-01 | | | | | | | | |
| 6 | Handle - Specify Index | 57302-02 | | | | | | | | |
| 7 | Escutcheon Nipple | 57309-04 | | | | | | | | |
| 8 | Escutcheon | 55352-02 | | | | | | | | |
| 9 | Stem Packing Nut | 57291-07 | | | | | | | | |
| 10 | Stem Packing | 57283-07 | | | | | | | | |
| 11 | Stem Washer | 57284-07 | | | | | | | | |
| 12 | Stem Hot | 55815-04 | | | | | | | | |
| | Stem Cold | 55816-04 | | | | | | | | |
| 12A | Stem Hot | 55822-04 | | | | | | | | |
| | Stem Cold | 55823-04 | | | | | | | | |
| 13 | Seat Washer | 858-17 | | | | | | | | |
| 14 | Seat Washer Screw | 56480-07 | | | | | | | | |
| 15 | Seat | 57281-07 | | | | | | | | |
| 16 | Jamb Nut | 57296-09 | | | | | | | | |
| 17 | Jamb Nut Washer | 55346-09 | | | | | | | | |
| 18 | Jamb Nut Gasket | 55347-07 | | | | | | | | |
| 19 | Body | 56355-07 | | | | | | | | |
| | Body | 56354-07 | | | | | | | | |
| 19A | Body | 56359-07 | | | | | | | | |
| | Body | 56358-07 | | | | | | | | |
| 20 | Spout Escutcheon Marked Standard | 63221-02 | | | | | | | | |
| 20A | Spout Escutcheon Marked MF Standard | 63220-02 | | | | | | | | |
| 21 | Diverter Valve | 55275-07 | | | | | | | | |
| 22 | Diverter Tube | 63217-07 | | | | | | | | |
| 22A | Diverter Tube | 63231-07 | | | | | | | | |
| 23 | Center Washer | 63238-07 | | | | | | | | |
| 24 | Hose & Spray Assembly | 56314-02 | | | | | | | | |
| 25 | Hose Escutcheon | 56549-02 | | | | | | | | |
| | Hose Escutcheon | 55449-02 | | | | | | | | |
| 26 | Escutcheon Gasket | 56573-07 | | | | | | | | |
| 27 | Escutcheon Washer | 54149-09 | | | | | | | | |
| 28 | Escutcheon Lock Nut | 56575-09 | | | | | | | | |
| 29 | Spray Escutcheon S/A | 56680-02 | | | | | | | | |
| | Spray Escutcheon S/A | 55450-02 | | | | | | | | |
| 30 | Hose S/A | 54160-07 | | | | | | | | |
| 31 | Spray Head | 1169-22 | | | | | | | | |
| 32 | Adapter | 63216-07 | | | | | | | | |
| 33 | Stem Hot S/A w/washer & Screw | 55838-04 | | | | | | | | |
| | Stem Cold S/A w/washer & Screw | 55839-04 | | | | | | | | |
| 33A | Stem Hot S/A w/washer & Screw | 55788-04 | | | | | | | | |
| | Stem Cold S/A w/washer & Screw | 55789-04 | | | | | | | | |

Bottom Mount Sink Fittings

Standard Trim—RE-NU

KISSLER & CO., INC.



KISSLER & CO., INC.

Bottom Mount Sink Fittings

Standard Trim—RE-NU

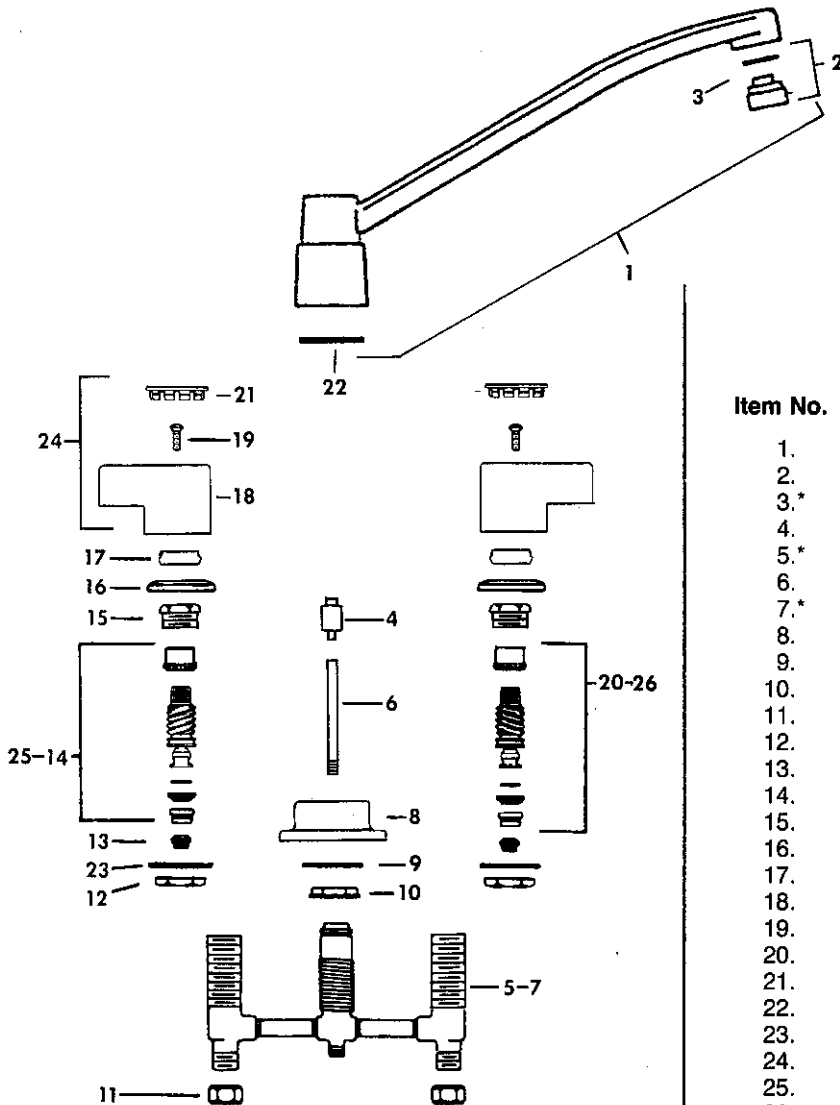


| no. | description | part no. | B 885 S | B 885 ST | B 873 S | B 873 ST |
|--|---|----------|----------|----------|---------|----------|
| | | | B 874 S | B 874 ST | B 872 S | B 872 ST |
| | | | B 884 S | B 884 ST | B 882 S | B 882 ST |
| 1 | Handle Screw | 173-01 | | | | |
| 2 | Handle - Specify Index | 214-12 | | | | |
| 3 | Escutcheon | 1239-22 | | | | |
| 4 | Escutcheon Nipple | 41454-05 | | | | |
| 5 | Stuffing Nut | 194-17 | | | | |
| | Stuffing Nut | 1184-17 | | | | |
| 6 | Stem Packing | 1311-07 | | | | |
| 7 | Stuffing Box | 24659-08 | | | | |
| | Stuffing Box | 36670-08 | | | | |
| 8 | Stuffing Box Washer | 73-07 | | | | |
| 9 | Brass Washer | 1167-17 | | | | |
| 10 | Stem w/washer & Screw - Cold - L.H. Thread | 21668-02 | | | | |
| | Stem w/washer & Screw - Cold - L.H. Thread | 21674-02 | | | | |
| | Stem w/washer & Screw - Hot - R.H. Thread | 21195-02 | | | | |
| | Stem w/washer & Screw - Hot - R.H. Thread | 21186-02 | | | | |
| 11 | Seat Washer | 441-07 | | | | |
| 12 | Seat Washer Screw | 159-17 | | | | |
| 13 | Re-Nu Sleeve - Cold - L.H. Thread | 20563-08 | | | | |
| | Re-Nu Sleeve - Hot - R.H. Thread | 20336-08 | | | | |
| 14 | Spud Nut | 67245-08 | | | | |
| 15 | Lock Nut | 24526-08 | | | | |
| 16 | Body | 67257-08 | | | | |
| | Body | 67259-08 | | | | |
| 17 | Coupling | 95-17 | | | | |
| 18 | Coupling Nut | 24220-08 | | | | |
| 19 | Soap Dish | 315-22 | | | | |
| 20 | Soap Dish Post | 39786-05 | | | | |
| 21 | Spout Nut | 25014-02 | | | | |
| 22 | Lock Washer | 21365-05 | | | | |
| 23 | Spacer Washer | 305-17 | | | | |
| 24 | Spout Packing | 473-07 | | | | |
| 25 | Plain End Spout w/pin Regulator & Packings | 8144-02 | | | | |
| 26 | Spout w/aerator, Pin & Packings | 8145-02 | | | | |
| 27 | Stream Regulator (For Plain End Spout) | 33953-08 | | | | |
| 28 | Aerator | 56117-02 | | | | |
| 29 | Connecting Post | 1162-17 | | | | |
| 30 | Spout Coupling Nut | 67248-02 | | | | |
| 31 | Autospray Unit Sleeve | 21413-02 | | | | |
| 32 | Pin | 325-17 | | | | |
| 33 | Coupling Washer | 435-17 | | | | |
| 34 | Flange (Fittings with Spray) | 67250-02 | | | | |
| 35 | Washer | 426-17 | | | | |
| 36 | Autospray Unit | 189-27 | | | | |
| 37 | Autospray Unit Seat | 21414-05 | | | | |
| 38 | 7/16" O.D. Tube | 45996-08 | | | | |
| | 7/16" O.D. Tube | 45997-08 | | | | |
| 39 | Supply Tee - Fittings w/Spray | 67254-08 | | | | |
| | Supply Tee - Fittings w/Spray | 67255-08 | | | | |
| 40 | Hose Connection Washer | 1332-37 | | | | |
| 41 | Friction Washer | 436-17 | | | | |
| 42 | Hose Connection | 67246-08 | | | | |
| 43 | Hose & Spray | 1035-12 | | | | |
| 44 | Spray Escutcheon | 661-12 | | | | |
| 45 | Escutcheon Washer | 426-17 | | | | |
| 46 | Lock Nut | 24526-08 | | | | |
| 47 | Flange - Fittings Less Spray | 67261-02 | | | | |
| 48 | Supply Tee - Fittings Less Spray | 67253-08 | | | | |
| | Supply Tee - Fittings Less Spray | 67256-08 | | | | |
| 49 | Spray Escutcheon S/A | 7607-02 | | | | |
| 50 | Spray Head Assembly | 1169-22 | | | | |
| 51 | Hose Assembly | 1092-27 | | | | |
| 52 | By-pass Valve Body for Fittings w/3rd Water | 67258-08 | | | | |
| | By-pass Valve Body for Fittings w/3rd Water | 67260-08 | | | | |
| 53 | Stuffing Box S/A | 8109-08 | | | | |
| | Stuffing Box S/A | 8142-08 | | | | |
| Sub-assemblies | | | | | | |
| Re-Nu S/A - (Parts 5-13) - Cold - L.H. Threads | | | 14146-02 | | | |
| Re-Nu Unit S/A - (Parts 5-13) - Cold - L.H. Threads | | | 14144-02 | | | |
| Re-Nu Unit S/A - (Parts 5-13) - Hot - R.H. Threads | | | 14145-02 | | | |
| Re-Nu Unit S/A - (Parts 5-13) - Hot - R.H. Threads | | | 14143-02 | | | |
| Valve S/A - (Parts 5-13 & 16) - Cold - L.H. Threaded Stem | | | 14135-02 | | | |
| Valve S/A - (Parts 5-13 & 16) - Cold - L.H. Threaded Stem | | | 14131-02 | | | |
| Valve S/A - (Parts 5-13 & 16) - Hot - R.H. Threaded Stem | | | 14134-02 | | | |
| Valve S/A - (Parts 5-13 & 16) - Hot - R.H. Threaded Stem | | | 14130-02 | | | |
| Supply Tee S/A - Fittings w/spray - (Parts 32 & 37-42) | | | 14153-05 | | | |
| Supply Tee S/A - Fittings w/spray - (Parts 32 & 37-42) | | | 14152-05 | | | |
| By-pass Valve S/A - (Parts 5-13 & 52) - L.H. Threaded Stem | | | 14133-02 | | | |
| By-pass Valve S/A - (Parts 5-13 & 52) - L.H. Threaded Stem | | | 14139-02 | | | |
| By-pass Valve S/A - (Parts 5-13 & 52) - R.H. Threaded Stem | | | 14132-02 | | | |
| By-pass Valve S/A - (Parts 5-13 & 52) - R.H. Threaded Stem | | | 14138-02 | | | |

Note - For above Fittings less Soap Dish omit #315-22, #39786-05 and #25014-02 add part #25013-02 Blank Spout Nut

KISSLER & CO., INC.

AMERICAN-STANDARD Plumbing Fittings Replacement Parts

HERITAGE® Bottom Mount Kitchen Faucet—4146 and 4148 series



| Item No. | Part No. | Description |
|----------|----------|-----------------------------|
| 1. | 42815.02 | Spout S/A |
| 2. | 34171.02 | Aerator S/A |
| 3.* | 34173.07 | Flow restrictor |
| 4. | 77043.07 | Diverter (4148) |
| 5.* | 70643.07 | Body S/A (4148) |
| 6. | 70636.07 | Tube |
| 7.* | 70644.07 | Body S/A (4146) |
| 8. | 70637.02 | Spout escutcheon |
| 9. | 70634.07 | Friction washer |
| 10. | 70635.07 | Locknut |
| 11. | 24220.07 | Swivel nut |
| 12. | 25045.07 | Locknut |
| 13. | 862.14 | Seat |
| 14. | 72950.17 | Aquaseal trim (RH) |
| 15. | 855.17 | Locknut |
| 16. | 679.32 | Escutcheon |
| 17. | 800.34 | Escutcheon holder |
| 18. | 70638.02 | Handle |
| 19. | 1130.17 | Screw |
| 20. | 72951.07 | Aquaseal trim (LH) |
| 21. | 1858.001 | Index button (Red and Blue) |
| 22. | 55234.07 | 'O' ring |
| 23. | 63459.09 | Friction washer |
| 24. | 6309.02 | Handle S/A ('H' and 'C') |
| 25. | 72991.17 | Aquaseal trim S.S. (RH) |
| 26. | 72992.17 | Aquaseal trim S.S. (LH) |

*Not available as repair part

For Aquaseal trim, see page 7-9

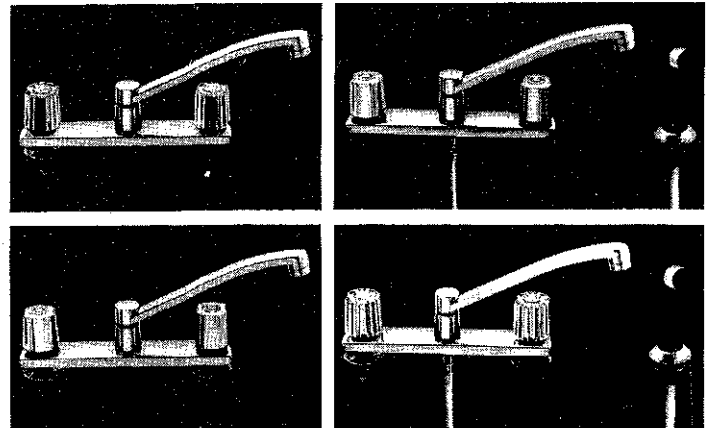
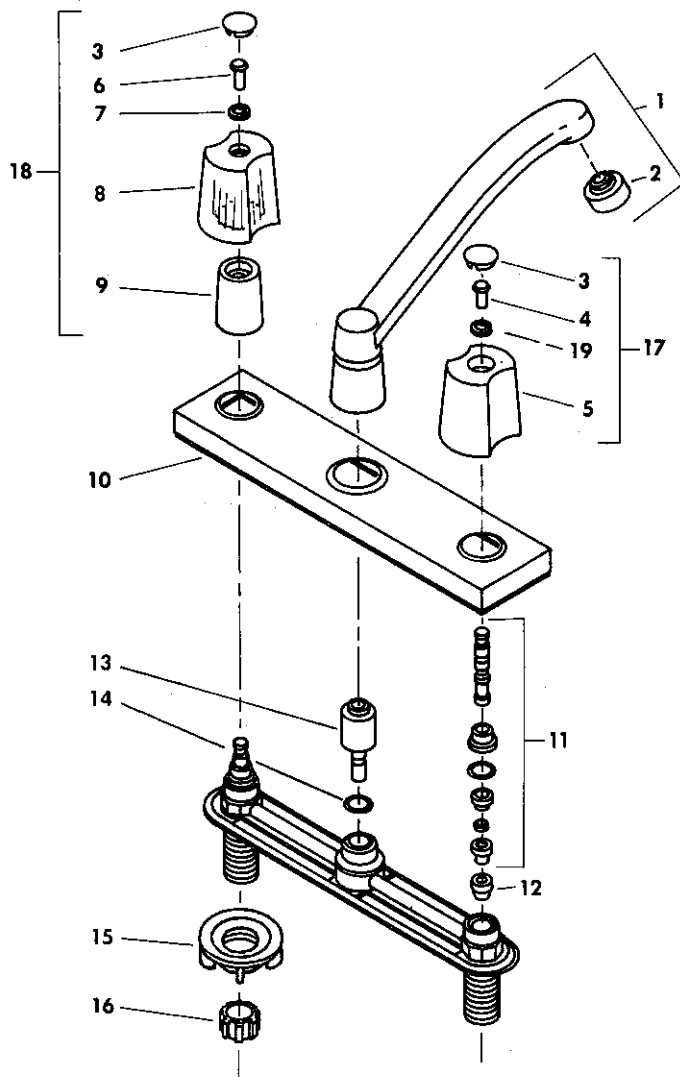
For hose and spray, see page 4-34

Order by part number

KISSLER & CO., INC.

AMERICAN-STANDARD Plumbing Fittings Replacement Parts

CADET™ Kitchen Faucet—4160 series



4160.032
4160.060
4160.074

4160.082
4160.090
4160.107

| Item No. | Part No. | Description |
|----------|-----------|---------------------------------------|
| 1. | 44276.02 | Spout S/A (includes #2) |
| 2. | 34171.02 | Aerator |
| 3. | 44268.073 | Index button (specify 'H') |
| | 44268.071 | Index button (specify 'C') |
| 4. | 173.09 | Metal handle screw |
| 5. | 44277.02 | Metal handle |
| 6. | 1263.27 | Clear acrylic handle screw |
| 7. | 70608.07 | Clear acrylic handle seal washer |
| 8. | 44278.07 | Clear acrylic handle |
| 9. | 44279.02 | Clear acrylic handle insert |
| 10. | 44266.06 | Escutcheon |
| 11. | 44261.07 | Nu-Seal valve trim |
| 12. | 44257.04 | Seat |
| 13. | 44264.07 | Spray diverter S/A |
| 14. | 59225.07 | Spout seal 'O' ring |
| 15. | 65800.07 | Locknut |
| 16. | 24220.07 | Coupling nut |
| 17. | 44292.07 | Metal handle S/A, 'H' and 'C' |
| 18. | 44291.02 | Clear acrylic handle S/A, 'H' and 'C' |
| 19. | 277.37 | Lock washer |

For Nu-Seal valve trim, see page 7-9

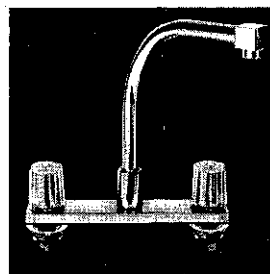
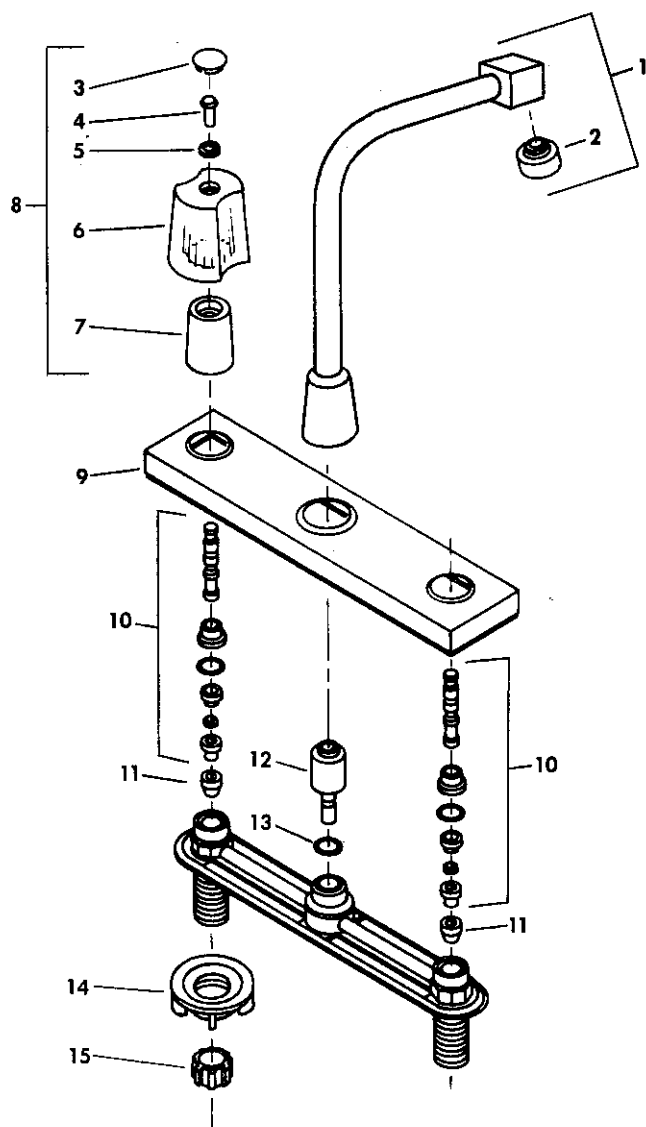
For hose and spray, see page 4-34

Order by part number

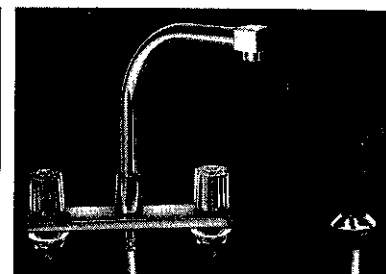
KISSLER & CO., INC.

AMERICAN-STANDARD Plumbing Fittings Replacement Parts

CADET™ Hi-Flow Kitchen Sink Faucet



4160.115



4160.121



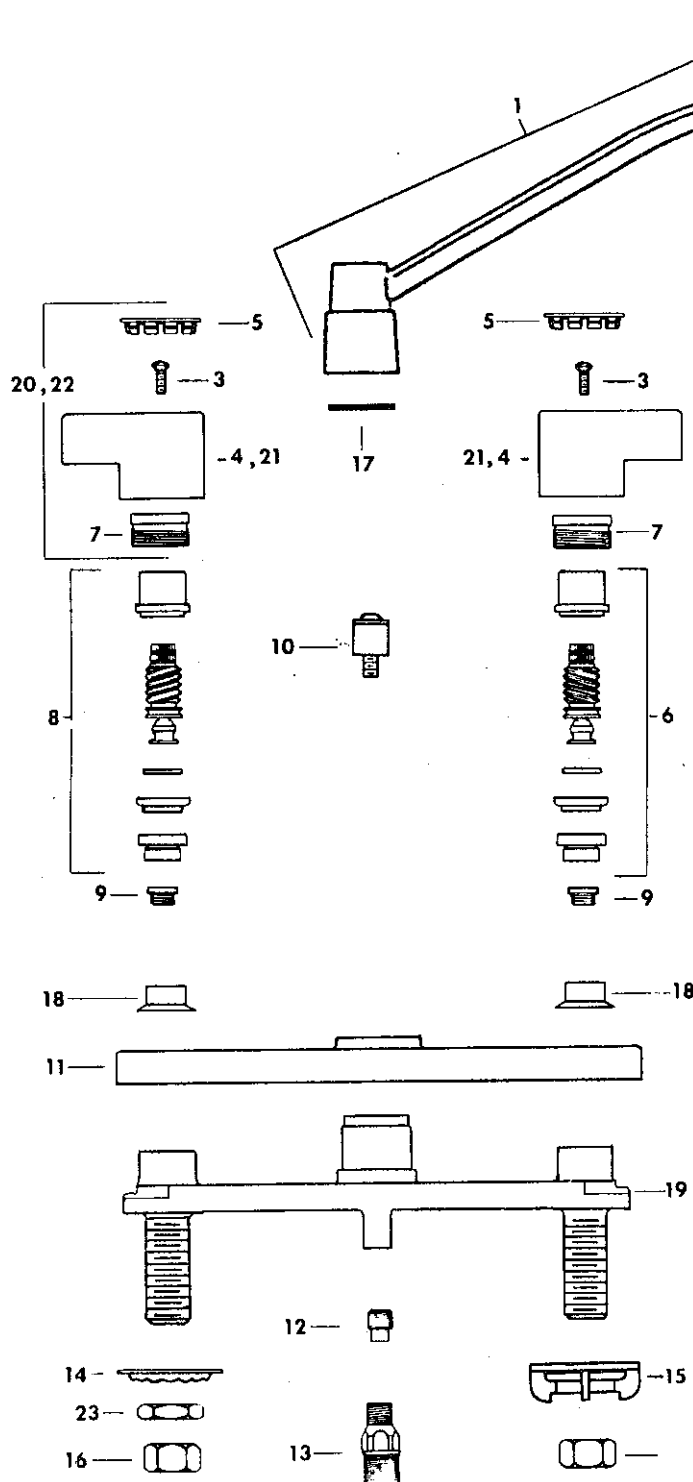
| Item No. | Part No. | Description |
|----------|-----------|------------------------------|
| 1. | 35799.02 | Spout S/A |
| 2. | 34171.02 | Aerator |
| 3. | 44268.073 | Index 'H' |
| 3A. | 44268.071 | Index 'C' |
| 4. | 1263.27 | Handle screw |
| 5. | 70608.07 | Seal washer |
| 6. | 44278.07 | Handle clear |
| 7. | 44279.02 | Handle insert |
| 8. | 44291.02 | Handle S/A clear 2 per kit |
| 9. | 44266.06 | Escutcheon |
| 10. | 44261.06 | Nu-Seal valve trim R.H. thd. |
| 11. | 44257.04 | Seat |
| 12. | 44264.07 | Spray diverter S/A |
| 13. | 59225.07 | Spout seal 'O' ring |
| 14. | 65800.07 | Mounting nut |
| 15. | 24220.07 | Coupling nut |

Order by part number

KISSLER & CO., INC.

AMERICAN-STANDARD Plumbing Fittings Replacement Parts

HERITAGE® Deck Mount Kitchen Faucet—4150 and 4152 series



| Item No. | Part No. | Description |
|----------|----------|---|
| 1. | 42815.02 | Spout S/A |
| 2. | 34171.02 | Aerator S/A |
| 2A.* | 34173.07 | Flow restrictor |
| 3. | 915.17 | Handle screw |
| 4. | 70645.02 | Handle |
| 5. | 1858.001 | Index button (Red and Blue) |
| 6. | 72951.17 | Aquaseal trim, left hand |
| 7. | 855.17 | Locknut |
| 8. | 72950.17 | Aquaseal trim, right hand |
| 9. | 862.14 | Seat |
| 10. | 77043.07 | Diverter (4152 series) |
| 11.* | — | Escutcheon |
| 12. | 70652.07 | Pipe plug (4150 series) |
| 13. | 55036.07 | Hose connector (4152 series) |
| 14. | 754.19 | Washer |
| 15. | 65800.07 | Locknut |
| 16. | 24220.07 | Coupling nut |
| 17. | 55234.09 | 'O' ring |
| 18.* | 25169.02 | Valve covers |
| 19.* | 70651.07 | Body |
| 20. | 6312.02 | Handle S/A (specify 'H' and 'C') |
| 21. | 70646.02 | Handle, brass |
| 22. | 6313.02 | Handle S/A, brass (specify 'H' and 'C') |
| 23. | 300.27 | Locknut, brass |

*Not available as repair part

For Aquaseal trim, see page 7-9

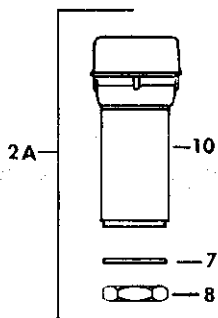
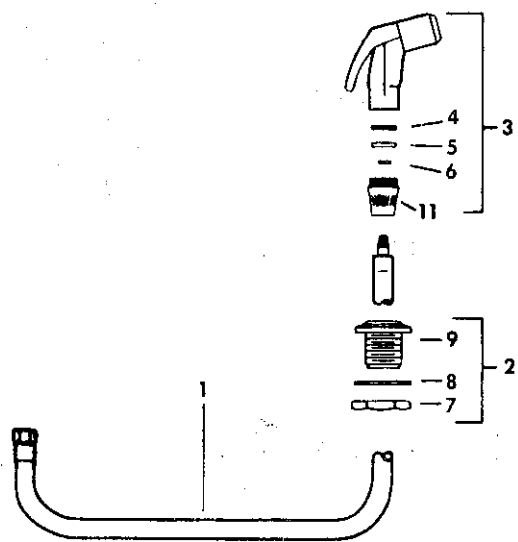
For hose and spray assembly, see page 4-34

Order by part number

KISSLER & CO., INC.

AMERICAN-STANDARD Plumbing Fittings Replacement Parts

KITCHEN Sink Faucet Hose and Spray Assemblies



For spray through escutcheon


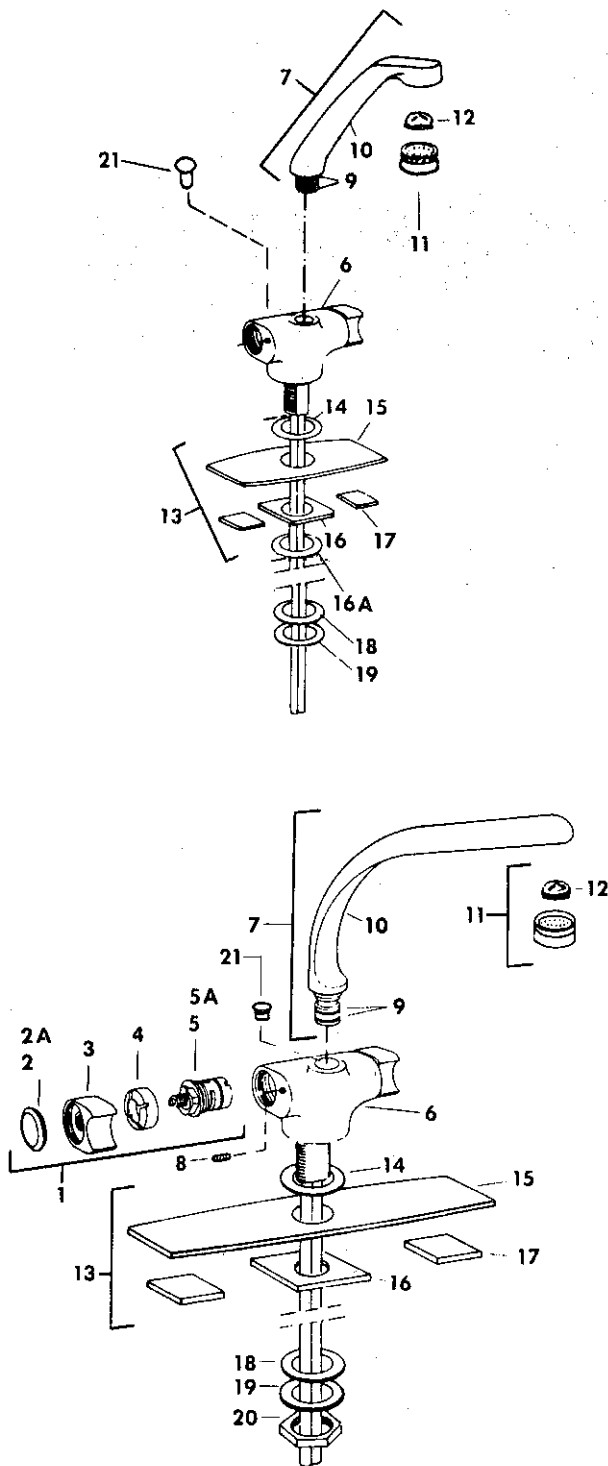
| Item No. | Part No. | Description |
|----------|----------|----------------------|
| 1. | 1178.17 | Hose S/A |
| 2. | 61806.06 | Spray escutcheon S/A |
| 2A. | 61810.07 | Spray escutcheon S/A |
| 3. | 61814.07 | Spray S/A |
| 4. | 63179.07 | Washer |
| 5. | 63178.07 | Spacer washer |
| 6. | 55612.07 | Snap ring |
| 7. | 61812.07 | Nut |
| 8. | 61811.07 | Washer |
| 9. | 61807.06 | Guide esch. S/A |
| 10. | 61809.07 | Hose guide |
| 11. | 63180.07 | Ferrule |

Order by part number


KISSLER & CO., INC.

AMERICAN-STANDARD Plumbing Fittings Replacement Parts

DUALUX™ Sink and Bar Sink Faucets—1825 series



1825.103



1825.049

1825.117

| Item No. | Part No. | Description |
|----------|-----------|-------------------------------------|
| 1. | 28517.07 | Cartridge kit |
| 2. | 28518.071 | Button—Blue |
| 2A. | 28518.073 | Button—Red |
| 3. | 28520.02 | Handle |
| 4. | 28521.07 | Cover |
| 5. | 28522.071 | Ceramic disc cartridge—Blue |
| 5A. | 28522.073 | Ceramic disc cartridge—Red |
| 6.* | 28549.02 | Body S/A |
| 7. | 28535.02 | Spout S/A kitchen sink faucet |
| | 28525.02 | Spout S/A bar sink faucet |
| 8. | 28524.07 | Set screw |
| 9. | 28536.07 | 'O' ring |
| 10.* | — | Spout |
| 11. | 34171.02 | Aerator S/A |
| 12.* | 34173.07 | Flow restrictor |
| 13. | 28539.02 | Escutcheon S/A, kitchen sink faucet |
| | 28523.02 | Escutcheon S/A, bar sink faucet |
| 14.* | — | Washer |
| 15.* | — | Escutcheon |
| 16.* | — | Support |
| 16A. | 28582.07 | Washer |
| 17.* | — | Foam pads |
| 18. | 28540.07 | Washer |
| 19. | 28541.07 | Washer |
| 20. | 28542.07 | Locknut |
| 21. | 28556.07 | Plug button—kitchen sink faucet |
| | 28556.02 | Plug button—bar sink faucet |

*Not available as repair part

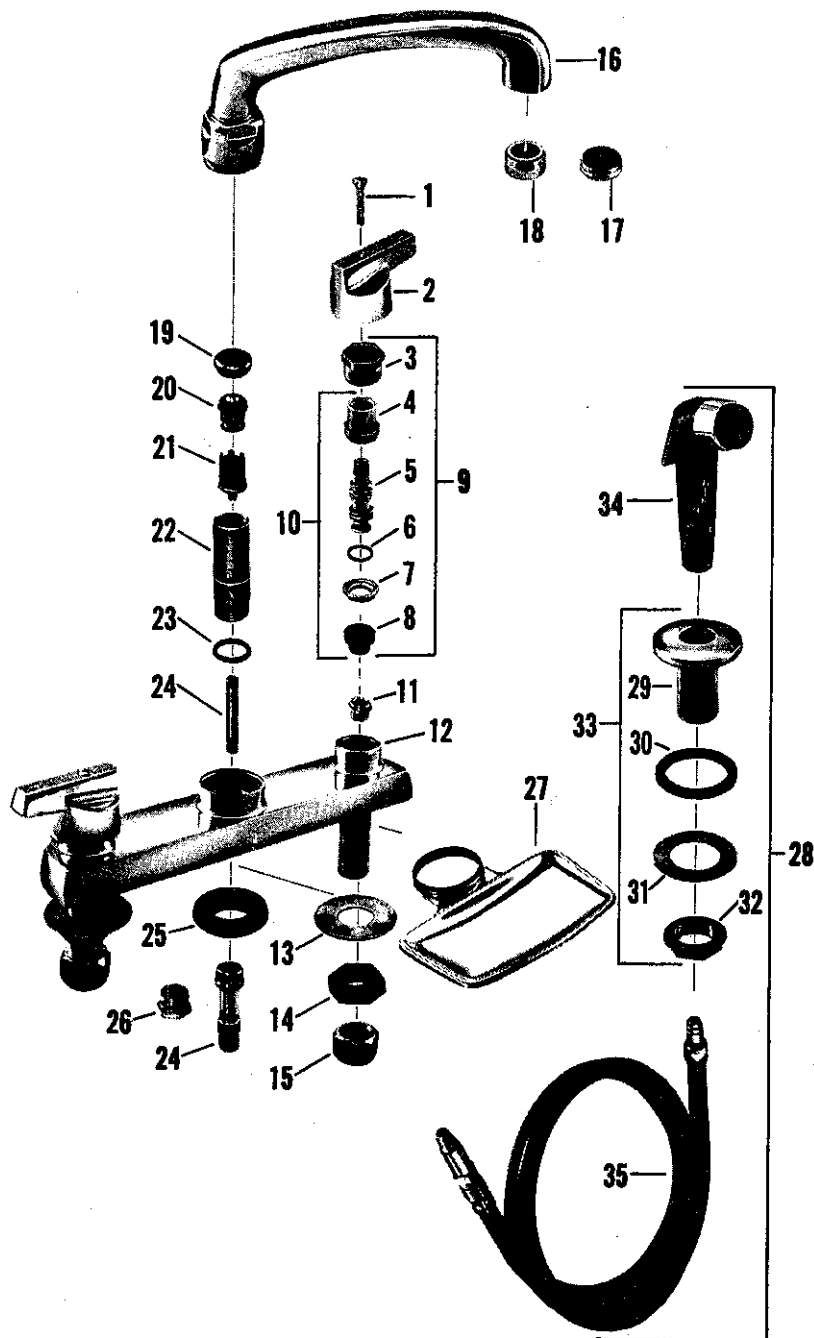

For ceramic disc cartridge assembly, see page 7-9

Order by part number

Top Mount Sink Fittings

Heritage Trim—Lever Handles—Aqua Seal

KISSLER & CO., INC.



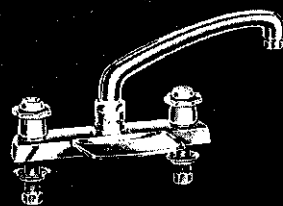
| no. | description | part no. | N 4100-1 N 4101-1 | N 4102-1 N 4103-1 | N 4110-1 N 4111-1 | N 4112-1 N 4113-1 |
|-----|--|----------|----------------------|----------------------|----------------------|----------------------|
| 1 | Handle Screw | 690-31 | | | | |
| 2 | Handle - Specify Index | 64074-02 | | | | |
| 3 | Lock Nut | 855-17 | | | | |
| 4 | Stem Nut - R.H. Thread | 72956-07 | | | | |
| | Stem Nut - L.H. Thread | 72957-07 | | | | |
| 5 | Stem w/Swivel & Friction Ring - R.H. Thread | 72952-07 | | | | |
| | Stem w/swivel & Friction Ring - L.H. Thread | 72953-07 | | | | |
| 6 | Friction Ring | 246-37 | | | | |
| 7 | Stop Ring | 72959-07 | | | | |
| 8 | Aquaseal Diaphragm | 72960-07 | | | | |
| 9 | Aquaseal Trim S/A - R.H. Thread Stem | 72950-07 | | | | |
| | Aquaseal Trim S/A - L.H. Thread Stem | 72951-07 | | | | |
| 10 | Aquaseal Trim Less Lock Nut - R.H. Thread Stem | 72950-17 | | | | |
| | Aquaseal Trim Less Lock Nut - L.H. Thread Stem | 72951-17 | | | | |
| 11 | Seat | 862-14 | | | | |
| 12 | Body * | 8171-02 | | | | |
| 13 | Friction Washer | 754-19 | | | | |
| 14 | Lock Nut | 300-27 | | | | |
| 15 | Coupling Nut | 24220-08 | | | | |
| 16 | Spout w/End Trim & "O" Ring | 8099-02 | | | | |
| | Spout W/Aerator & "O" Ring | 8098-02 | | | | |
| 17 | End Trim | 279-12 | | | | |
| 18 | Aerator | 56110-02 | | | | |
| 19 | Cap w/Washer | 899-27 | | | | |
| 20 | Autospray (Upper) | 696-17 | | | | |
| 21 | Autospray (Lower) | 697-17 | | | | |
| 22 | Post | 1271-27 | | | | |
| 23 | "O" Ring | 887-17 | | | | |
| 24 | Hose Connection Tube | 1155-27 | | | | |
| 25 | Gasket | 1153-27 | | | | |
| 26 | Body Plug | 875-17 | | | | |
| 27 | Soap Dish | | | | | |
| | (N 4101-1, N 4103-1, N 4111-1, N 4113-1) | 7847-06 | | | | |
| 28 | Hose & Spray Assembly | 1035-12 | | | | |
| 29 | Spray Escutcheon | 25895-02 | | | | |
| 30 | Washer | 497-17 | | | | |
| 31 | Friction Washer | 1013-29 | | | | |
| 32 | Lock Nut | 24967-08 | | | | |
| 33 | Spray Escutcheon S/A | 7827-02 | | | | |
| 34 | Spray Head Assembly | 1169-22 | | | | |
| 35 | Hose Assembly | 1092-27 | | | | |

* Note - Part number for Body includes Seats, Post, Adapter & Pin

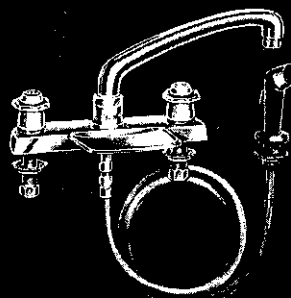
Top Mount Sink Fittings

Heritage Trim—Aquaseal

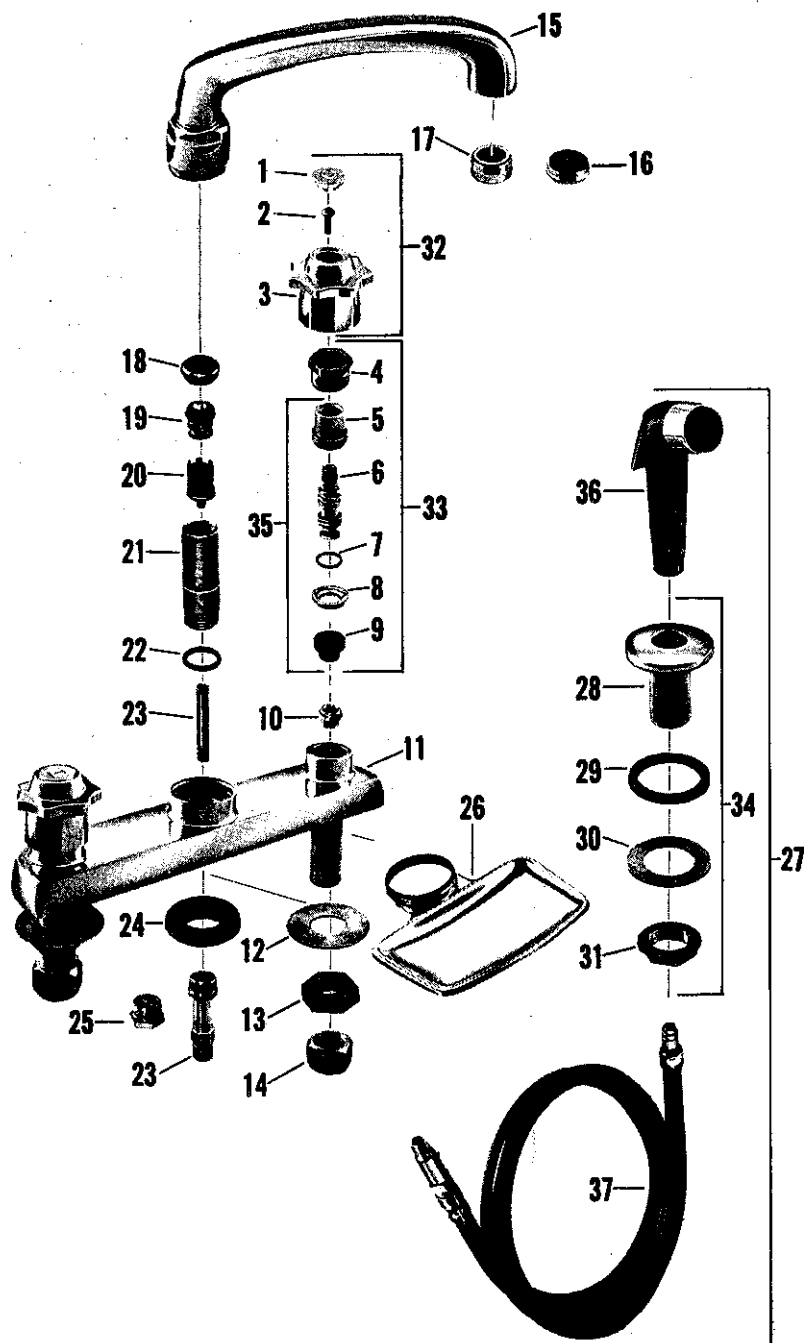
KISSLER & CO., INC.



N 4100



N 4113



| no. | description | part no. | N 4100 | N 4101 | N 4102 | N 4103 | N 4110 | N 4111 | N 4112 | N 4113 |
|-----|---------------------------------|----------|--------|--------|--------|--------|--------|--------|--------|--------|
| 1 | Index Button - Specify Index | 1234-22 | | | | | | | | |
| 2 | Handle Screw | 915-17 | | | | | | | | |
| 3 | Handle | 5358-02 | | | | | | | | |
| 4 | Lock Nut | 855-17 | | | | | | | | |
| 5 | Stem Nut | 72956-07 | | | | | | | | |
| 6 | Stem w/swivel & Friction Ring | 72952-07 | | | | | | | | |
| 7 | Friction Ring | 246-37 | | | | | | | | |
| 8 | Stop Ring | 72959-07 | | | | | | | | |
| 9 | Aquaseal Diaphragm | 72960-07 | | | | | | | | |
| 10 | Seat | 862-14 | | | | | | | | |
| 11 | Body * | 8171-02 | | | | | | | | |
| 12 | Washer | 754-19 | | | | | | | | |
| 13 | Lock Nut | 300-27 | | | | | | | | |
| 14 | Nut | 24220-08 | | | | | | | | |
| 15 | Spout w/End Trim and "O" Ring | 8099-02 | | | | | | | | |
| | Spout w/Aerator and "O" Ring | 8098-02 | | | | | | | | |
| 16 | End Trim | 279-12 | | | | | | | | |
| 17 | Aerator | 56110-02 | | | | | | | | |
| 18 | Cap & Washer | 899-27 | | | | | | | | |
| 19 | Autospray (Upper) | 696-17 | | | | | | | | |
| 20 | Autospray (Lower) | 697-17 | | | | | | | | |
| 21 | Post | 1271-27 | | | | | | | | |
| 22 | "O" Ring | 887-17 | | | | | | | | |
| 23 | Hose Connection w/tube | 1155-27 | | | | | | | | |
| 24 | Gasket | 1153-27 | | | | | | | | |
| 25 | Plug | 875-17 | | | | | | | | |
| 26 | Soap Dish | 7847-06 | | | | | | | | |
| 27 | Assembly Spray & Hose | 1035-12 | | | | | | | | |
| 28 | Escutcheon | 25895-02 | | | | | | | | |
| 29 | Washer | 497-17 | | | | | | | | |
| 30 | Washer | 1013-29 | | | | | | | | |
| 31 | Lock Nut | 24967-08 | | | | | | | | |
| 32 | Assembly Handle - Specify Index | 6458-02 | | | | | | | | |
| 33 | Assembly Aquaseal Trim | 72950-07 | | | | | | | | |
| 34 | Spray Escutcheon S/A | 7827-02 | | | | | | | | |
| 35 | Aquaseal Trim S/A Less Lock Nut | 72950-17 | | | | | | | | |
| 36 | Spray Head Assembly | 1169-22 | | | | | | | | |
| 37 | Hose Assembly | 1092-27 | | | | | | | | |

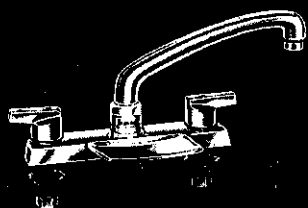
* Part number for Body includes Seats, Adaptor, Pin & Post.

Ref. number 35 replaces Aquaseal Kit #56361-05, which is no longer available


Top Mount Sink Fittings

Quality Trim—NU-RE-NU

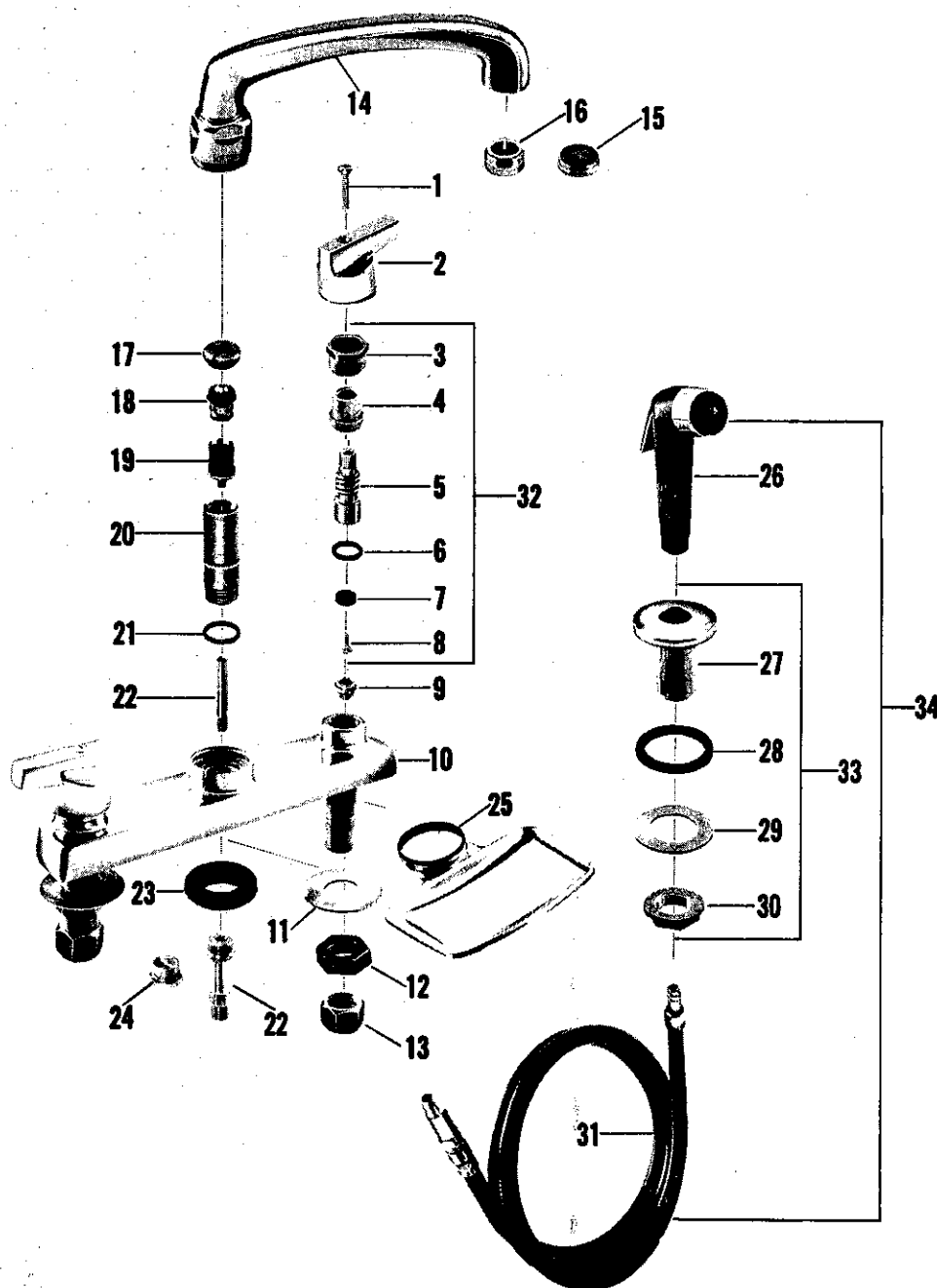
KISSLER & CO., INC.



R 4111



R 4113

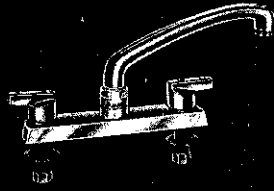


| no. | description | part no. | R 4100 | R 4101 | R 4102 | R 4103 | R 4110 | R 4111 | R 4112 | R 4113 |
|-----|-------------------------------------|----------|--------|--------|--------|--------|--------|--------|--------|--------|
| 1 | Handle Screw | 690-31 | | | | | | | | |
| 2 | Handle - Specify Index | 64074-02 | | | | | | | | |
| 3 | Lock Nut | 855-17 | | | | | | | | |
| 4 | Stem Nut - R.H. Thread | 854-17 | | | | | | | | |
| | Stem Nut - L.H. Thread | 857-17 | | | | | | | | |
| 5 | Stem w/washer & Screw - R.H. Thread | 853-14 | | | | | | | | |
| | Stem w/washer & Screw - L.H. Thread | 856-14 | | | | | | | | |
| 6 | "O" Ring | 886-17 | | | | | | | | |
| 7 | Seat Washer | 858-17 | | | | | | | | |
| 8 | Seat Washer Screw | 759-27 | | | | | | | | |
| 9 | Seat | 862-14 | | | | | | | | |
| 10 | Body * | 8171-02 | | | | | | | | |
| 11 | Washer | 754-19 | | | | | | | | |
| 12 | Lock Nut | 300-27 | | | | | | | | |
| 13 | Coupling Nut | 24220-08 | | | | | | | | |
| 14 | Spout w/aerator & "O" Ring | 8098-02 | | | | | | | | |
| | Spout w/End Trim & "O" Ring | 8099-02 | | | | | | | | |
| 15 | End Trim | 279-12 | | | | | | | | |
| 16 | Aerator | 56110-02 | | | | | | | | |
| 17 | Cap & Washer | 899-27 | | | | | | | | |
| 18 | Autospray Unit (Upper) | 696-17 | | | | | | | | |
| 19 | Autospray Unit (Lower) | 697-17 | | | | | | | | |
| 20 | Post | 1062-27 | | | | | | | | |
| | Post | 812-17 | | | | | | | | |
| 21 | "O" Ring | 887-17 | | | | | | | | |
| 22 | Hose Connection w/tube | 1155-27 | | | | | | | | |
| 23 | Gasket | 1153-27 | | | | | | | | |
| 24 | Plug | 875-17 | | | | | | | | |
| 25 | Soap Dish | 7847-06 | | | | | | | | |
| 26 | Spray Head Assembly | 1169-22 | | | | | | | | |
| 27 | Spray Escutcheon | 25895-02 | | | | | | | | |
| 28 | Washer | 497-17 | | | | | | | | |
| 29 | Friction Washer | 1013-29 | | | | | | | | |
| 30 | Lock Nut | 24967-08 | | | | | | | | |
| 31 | Hose Assembly | 1092-27 | | | | | | | | |
| 32 | Stem Assembly - R.H. Thread | 6079-04 | | | | | | | | |
| | Stem Assembly - L.H. Thread | 6080-04 | | | | | | | | |
| 33 | Spray Escutcheon S/A | 7827-02 | | | | | | | | |
| 34 | Assembled Spray & Hose | 1035-12 | | | | | | | | |


Top Mount Sink Fittings

Heritage Trim—Lever Handles—Aquaseal

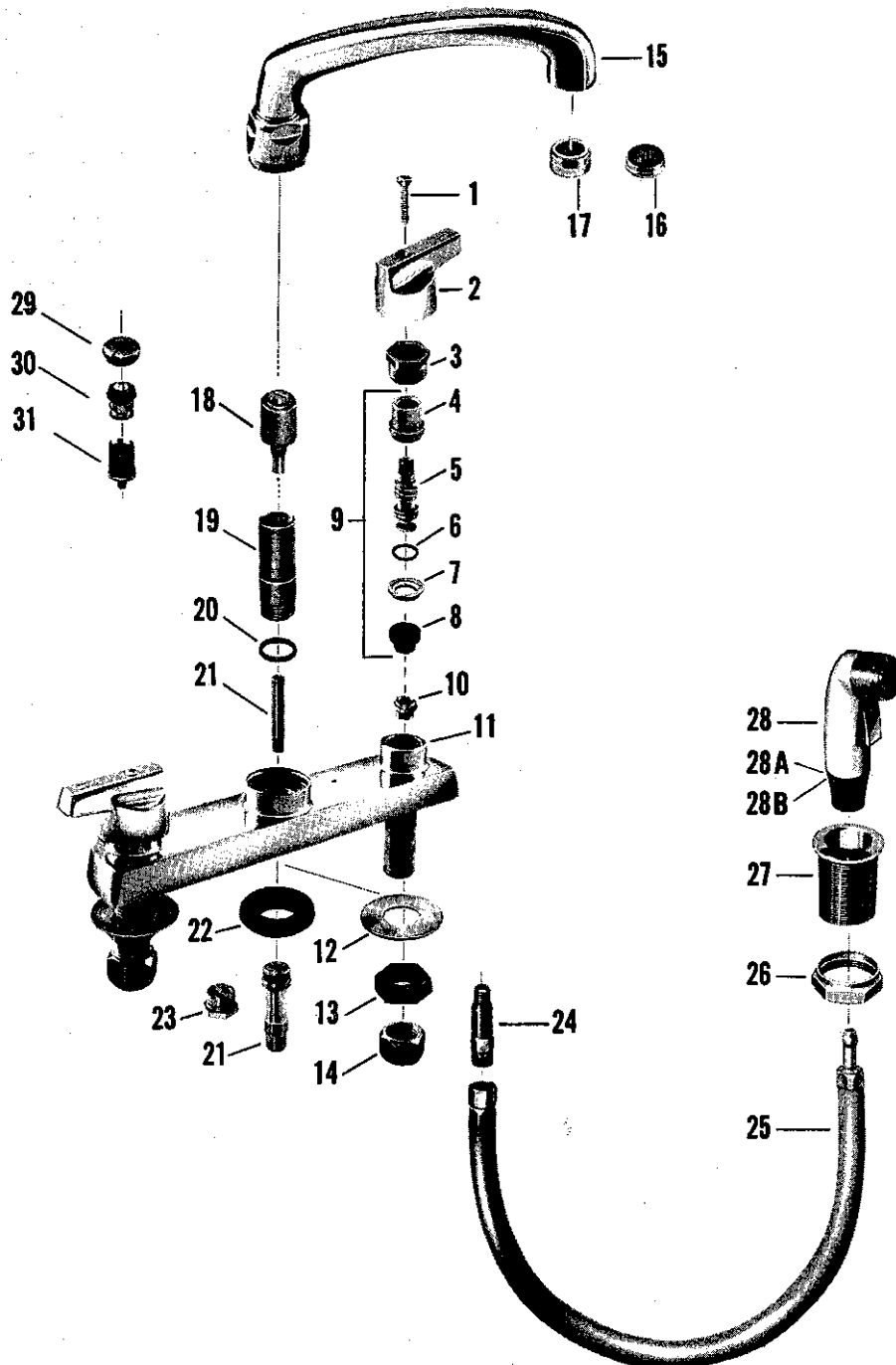
KISSLER & CO., INC.



4150.017 (N 4110-1)



4152.013 (N 4112-1)



| no. | description | part no. | N 4100-1 N 4101-1 | N 4102-1 N 4103-1 | N 4110-1 N 4111-1 | N 4112-1 N 4113-1 |
|----------------------------------|---|----------------------------|----------------------|----------------------|----------------------|----------------------|
| 1 | Handle Screw | 690-31 | | | | |
| 2 | Handle - Specify Index | 64074-02 | | | | |
| 3 | Lock Nut | 855-17 | | | | |
| 4 | Stem Nut - R.H. Thread | 72956-07 | | | | |
| | Stem Nut - L.H. Thread | 72957-07 | | | | |
| 5 | Stem w/Swivel & Friction Ring - R.H. Thread | 72952-07* | | | | |
| | Stem w/Swivel & Friction Ring - L.H. Thread | 72953-07* | | | | |
| 6 | Friction Ring | 246-37 | | | | |
| 7 | Stop Ring | 72959-07 | | | | |
| 8 | Aqua Seal Diaphragm (2) | 72940-07 | | | | |
| 9 | Aqua Seal Trim - R.H. Thread Stem | 72950-17 | | | | |
| | Aqua Seal Trim - L.H. Thread Stem | 72951-17 | | | | |
| 10 | Seat | Brass 862-14, Monel 863-27 | | | | |
| 11 | Body | 8171-02* | | | | |
| 12 | Friction Washer | 54538-09 | | | | |
| 13 | Lock Nut | 300-27 | | | | |
| 14 | Coupling Nut | 24220-07 | | | | |
| 15 | Spout w/End Trim & "O" Ring | 8099-02 | | | | |
| | Spout w/Aerator & "O" Ring | 8098-02 | | | | |
| 16 | End Trim | 279-12 | | | | |
| 17 | Aerator | 56135-02 | | | | |
| 18 | Diverter | 12435-07 | | | | |
| 19 | Post | 1271-27 | | | | |
| 20 | "O" Ring | 887-17 | | | | |
| 21 | Hose Connection Tube | 1155-27 | | | | |
| 22 | Gasket | 1153-27 | | | | |
| 23 | Body Plug | 875-17 | | | | |
| 24 | Hose Connector | 63418-07 | | | | |
| 25 | Hose S/A | 1178-17 | | | | |
| 26 | Lock Nut | 61300-06 | | | | |
| 27 | Spray Holder | 63181-07 | | | | |
| 28 | Spray Head S/A | 63178-07 | | | | |
| 28A | Nylon Washer (Not Shown) | 63179-07 | | | | |
| 28B | Rubber Washer (Not Shown) | 899-27 | | | | |
| 29 | Cap w/Washer | 696-17 | | | | |
| 30 | Auto Spray (Upper) | 697-17 | | | | |
| 31 | Auto Spray (Lower) | | | | | |
| Sub-assembly | | | | | | |
| Spray & Hose S/A (Parts 25 & 28) | | 63172-07 | | | | |

* NOT AVAILABLE

Note - If part #18 is not used, order parts 29, 30 & 31

Repair Kit consisting of (2) each parts 9 & 10 with L.H. & R.H. Trim - #12938-09

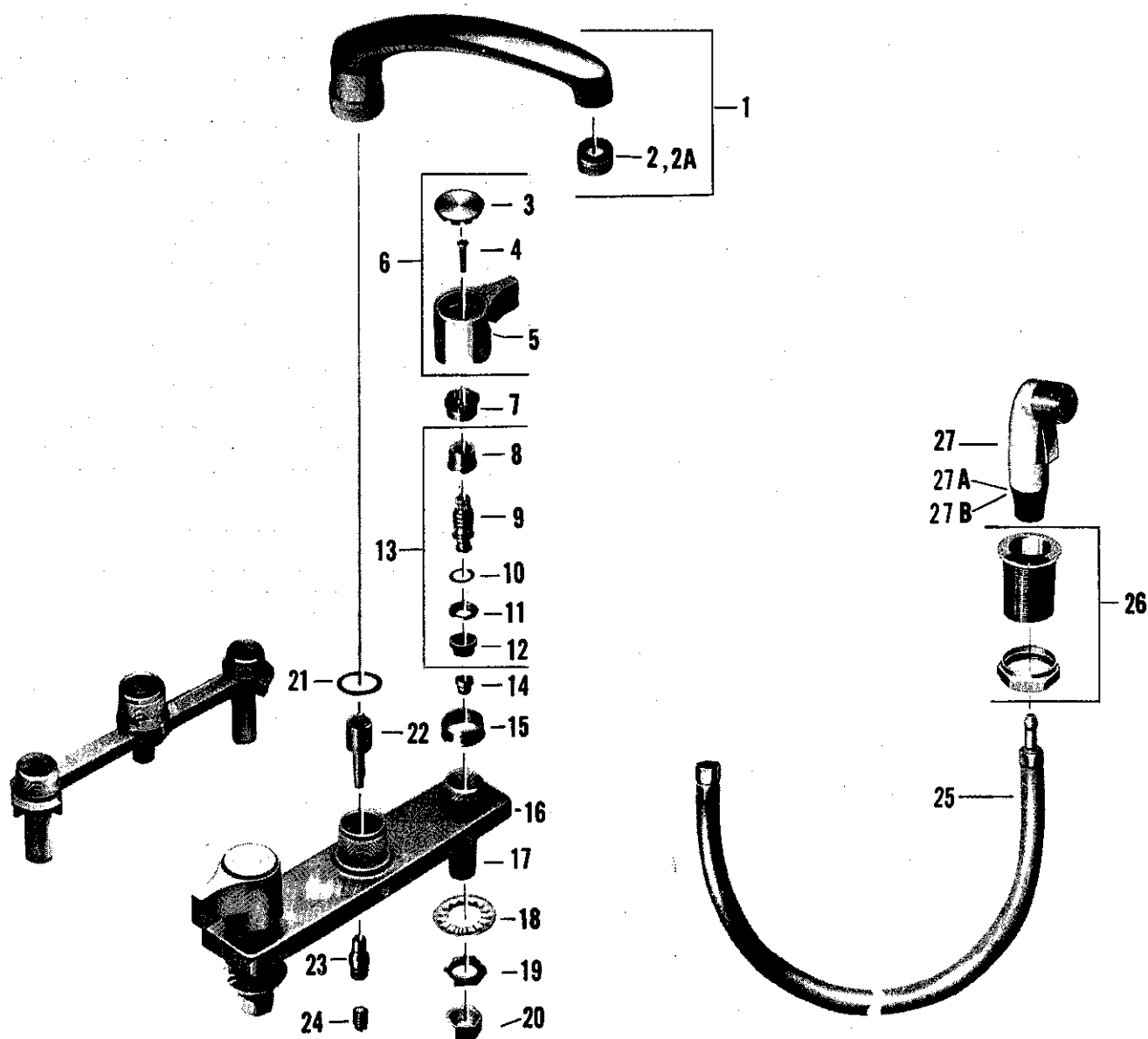

Repair Kit consisting of (1) each parts 9 & 10 with R.H. Trim only - #12955-09

Repair Kit consisting of (1) each parts 9 & 10 with L.H. Trim only - #12956-09

Top Mount Sink Fittings

Heritage Trim—Lever Handles—Aquaseal

KISSLER & CO., INC.



| no. | description | part no. | 4150.132 | 4152.096 | 4150.157 | 4152.104 | 4150.140 |
|-----|--------------------------------|-----------|----------|----------|----------|----------|----------|
| 1 | Spout S/A w/Aerator | 70640-02 | | | | | |
| 2 | Aerator | 56135-02 | | | | | |
| 2A | Aerator (3.5 G.P.M.) | 56137-02 | | | | | |
| 3 | Button - Specify Index | 70633-07 | | | | | |
| 4 | Handle Screw | 915-17 | | | | | |
| 5 | Handle | 70645-02 | | | | | |
| 6 | Handle S/A - PR. (H&C) | 6312-02 | | | | | |
| 7 | Lock Nut | 855-17 | | | | | |
| 8 | Stem Nut - L.H. | 72957-07 | | | | | |
| | Stem Nut - R.H. | 72956-07 | | | | | |
| 9 | Stem S/A - L.H. | 72953-07● | | | | | |
| | Stem S/A - R.H. | 72952-07● | | | | | |
| 10 | Friction Ring | 246-37 | | | | | |
| 11 | Stop Ring | 72959-07 | | | | | |
| 12 | Aquaseal Diaphragm (2) | 72940-07 | | | | | |
| 13 | Aquaseal Trim - L.H. | 72951-17 | | | | | |
| | Aquaseal Trim - R.H. | 72950-17 | | | | | |
| 14 | Valve Seat (Brass) | 862-14 | | | | | |
| | Valve Seat (Monel) | 863-27 | | | | | |
| 15 | Valve Cover | 25169-04 | | | | | |
| 16 | Escutcheon | 70654-06 | | | | | |
| 17 | Body | 70651-07● | | | | | |
| 18 | Fric. Washer | 54538-09 | | | | | |
| 19 | Lock Nut | 54301-09 | | | | | |
| 20 | Coupling Nut | 24220-07 | | | | | |
| 21 | Spout O'Ring | 55234-07 | | | | | |
| 22 | Diverter | 77043-07 | | | | | |
| 23 | Hose Connector | 55436-07 | | | | | |
| 24 | Pipe Plug | 70652-07● | | | | | |
| 25 | Hose S/A | 1178-17 | | | | | |
| 26 | Spray Esch S/A | 61300-06 | | | | | |
| 27 | Spray Head S/A | 63181-07 | | | | | |
| 27A | Nylon Washer - Not Shown | 63178-07 | | | | | |
| 27B | Rubber Washer - Not Shown | 63179-07 | | | | | |
| | Sub Assembly | | | | | | |
| | Spray & Hose S/A (Parts 25&27) | 63172-07 | | | | | |

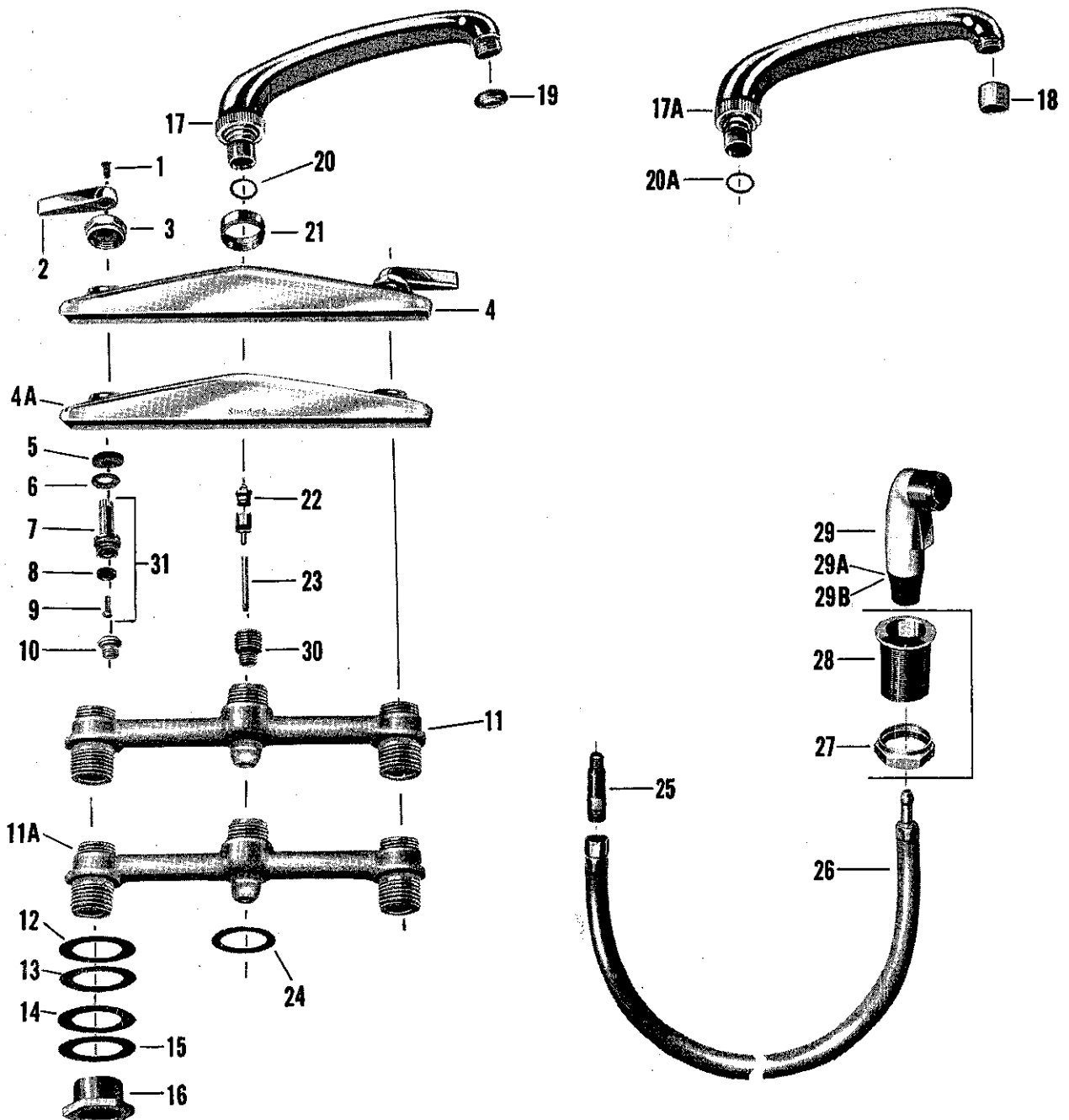

● Not Available

Swivel Spray Aerator Available (Not Shown) - #70448-02

Repair Kit Consisting of (2) Each Parts 13 & 14 with L.H. & R.H. Trim - #12938-09

Repair Kit Consisting of (1) Each Parts 13 & 14 with R.H. Trim Only - #12955-09

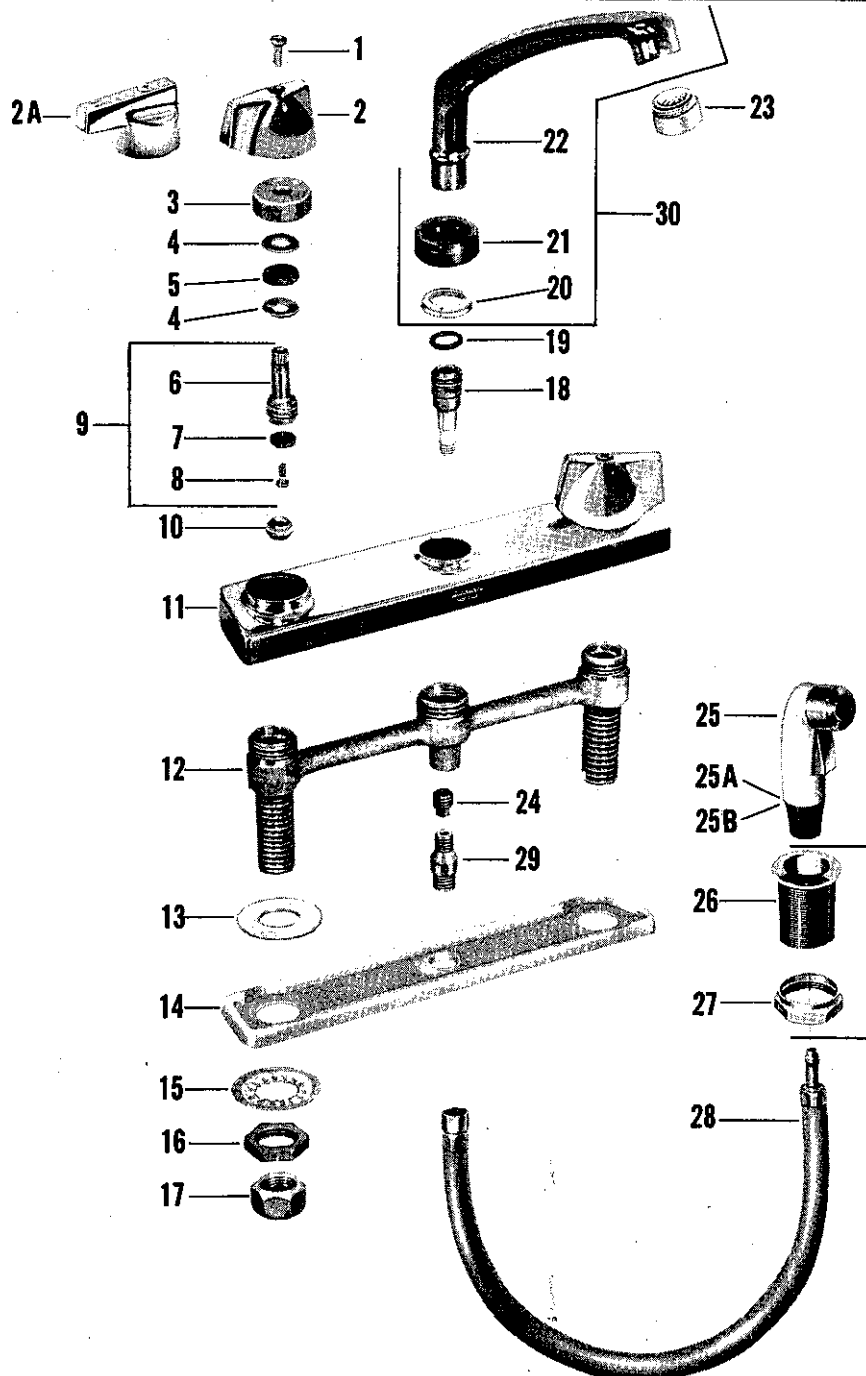
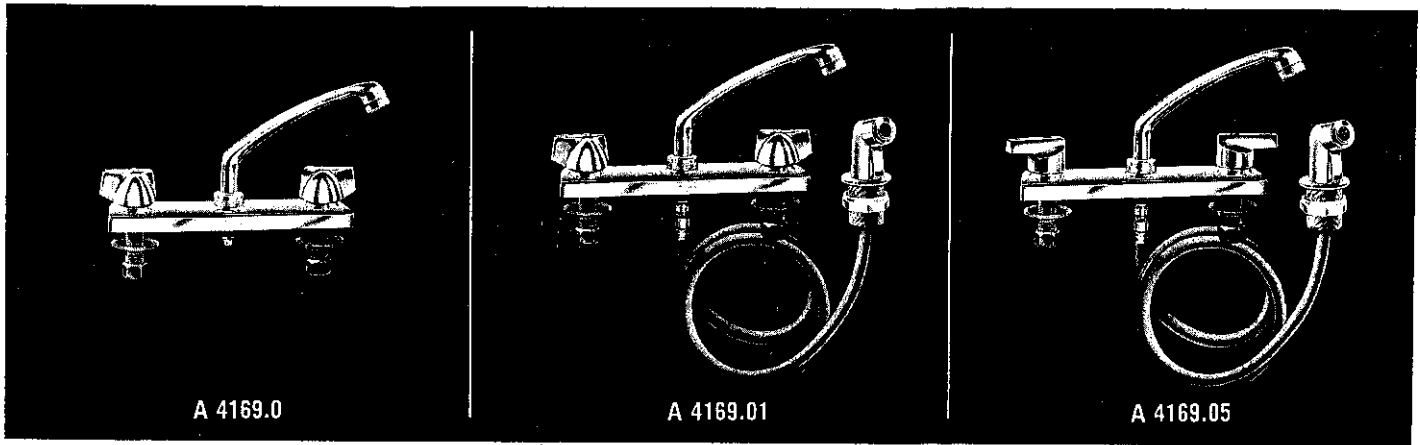
Repair Kit Consisting of (1) Each Parts 13 & 14 with L.H. Trim Only - #12956-09



| no. | description | part no. | C-4140 | C-4141 | C-4142 | C-4143 | C-4145 | C-4146 | C-4147 | C-4148 |
|----------------------------------|---------------------------------|-----------|--------|--------|--------|--------|--------|--------|--------|--------|
| 1 | Handle Screw | 690-31 | | | | | | | | |
| 2 | Handle - Specify Index | 56725-02 | | | | | | | | |
| 3 | Packing Nut | 56723-04 | | | | | | | | |
| 4 | Escutcheon | 56499-02* | | | | | | | | |
| 4 | Escutcheon Marked (Standard) | 63223-02* | | | | | | | | |
| 5 | Stem Packing | 54111-07 | | | | | | | | |
| 6 | Stem Washer | 54109-07 | | | | | | | | |
| 7 | Stem Hot | 54106-04* | | | | | | | | |
| | Stem Cold | 54107-04* | | | | | | | | |
| 8 | Seat Washer | 57244-07 | | | | | | | | |
| 9 | Seat Washer Screw | 56480-07 | | | | | | | | |
| 10 | Seat Brass 56534-07, Monel | 56534-17 | | | | | | | | |
| 11 | Body w/seat | 56356-07* | | | | | | | | |
| 11A | Body w/seat | 56357-07* | | | | | | | | |
| 12 | Shank Washer | 63459-07 | | | | | | | | |
| 13 | Shank Gasket | 57542-07* | | | | | | | | |
| 14 | Jamb Nut Gasket | 56523-07 | | | | | | | | |
| 15 | Jamb Nut Washer | 54528-07 | | | | | | | | |
| 16 | Jamb Nut | 56744-07 | | | | | | | | |
| | Jamb Nut | 63200-07* | | | | | | | | |
| 17 | Spout w/Spout Nut | 57166-02 | | | | | | | | |
| 17A | Spout w/Spout Nut | 57160-02 | | | | | | | | |
| 18 | Aerator | 56135-02 | | | | | | | | |
| 19 | Stream Regulator | 57364-04* | | | | | | | | |
| 20 | "O" Ring I.D. 674 | 54212-07 | | | | | | | | |
| 20A | "O" Ring I.D. 861 | 55234-07 | | | | | | | | |
| 21 | Escutcheon Nut | 63219-04 | | | | | | | | |
| 22 | Diverter Valve | 55275-07 | | | | | | | | |
| 23 | Diverter Tube | 63218-07 | | | | | | | | |
| 24 | Center Washer | 63226-07* | | | | | | | | |
| 25 | Hose Connector | 63418-07 | | | | | | | | |
| 26 | Hose S/A | 1178-17 | | | | | | | | |
| 27 | Lock Nut | 61300-06 | | | | | | | | |
| 28 | Spray Holder | | | | | | | | | |
| 29 | Sprayhead S/A | 63181-07 | | | | | | | | |
| 29A | Nylon Washer (not shown) | 63178-07 | | | | | | | | |
| 29B | Rubber Washer (not shown) | 63179-07 | | | | | | | | |
| 30 | Adapter | 63216-07 | | | | | | | | |
| 31 | Stem Hot w/washer & Screw R.H. | 54156-04 | | | | | | | | |
| | Stem Cold w/washer & Screw L.H. | 54157-04 | | | | | | | | |
| Sub-assembly | | | | | | | | | | |
| Spray & Hose S/A - (Parts 26-29) | | 63172-07 | | | | | | | | |

* NOT AVAILABLE

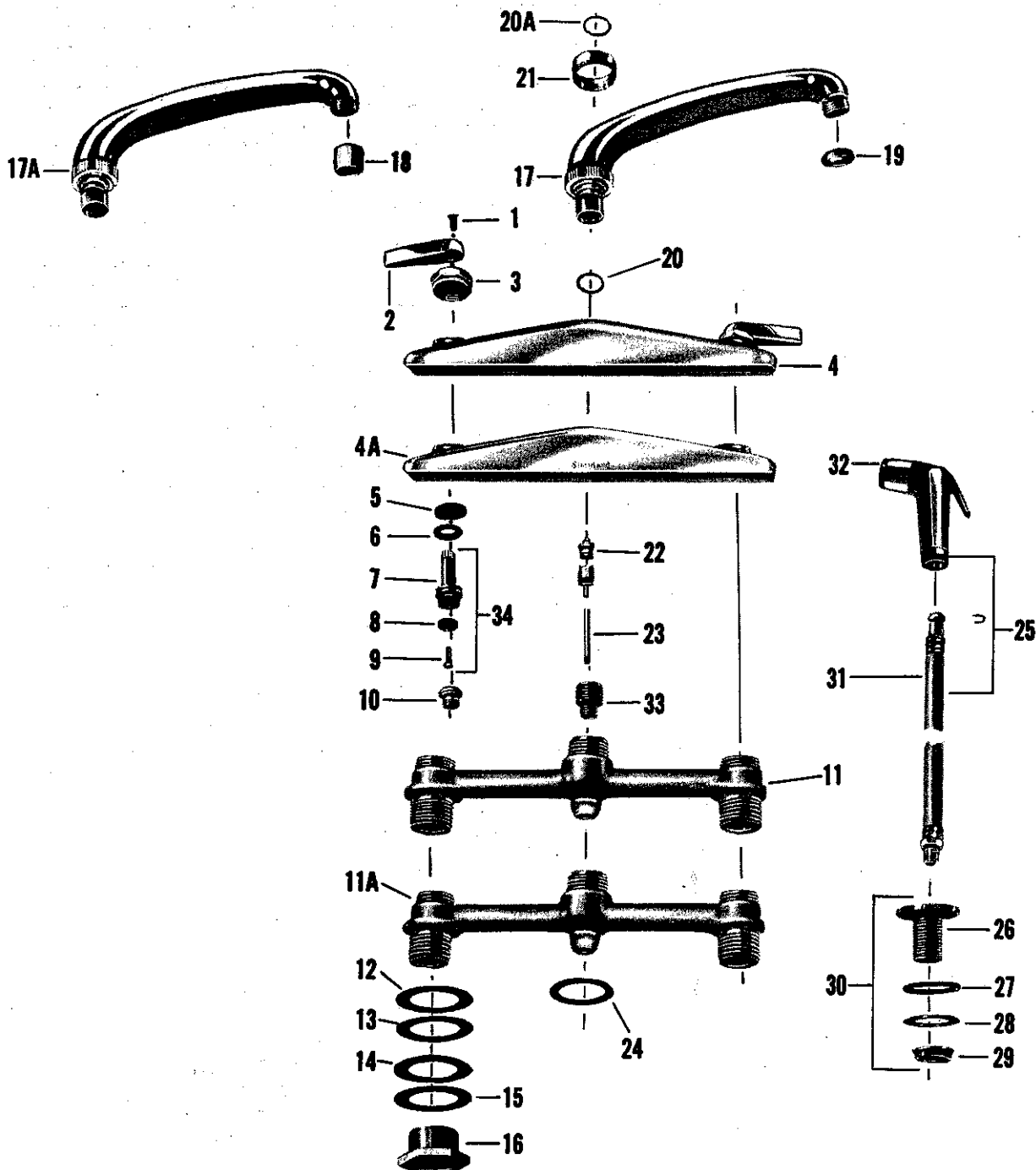

Repair Kit consisting of (2) each parts 5,6,10 & 31 with R.H. & L.H. Trim - #12949-09
 Repair Kit consisting of (1) each parts 5,6,10 & 31 with R.H.Trim only - #12965-09
 Repair Kit consisting of (1) each parts 5,6,10 & 31 with L.H. Trim only - #12966-09



| no. | description | part no. | A 4169.0 | A 4169.06 | A 4169.01 | A 4169.07 | A 4169.04 | A 4169.05 |
|--------------------------------|--|-----------|----------|-----------|-----------|-----------|-----------|-----------|
| 1 | Handle Screw | 690-31 | | | | | | |
| 2 | Handle - Hot | 50670-02 | | | | | | |
| | Handle - Cold | 50671-02 | | | | | | |
| 2A | Handle S/A - Hot | 58337-023 | | | | | | |
| | Handle S/A - Cold | 58337-021 | | | | | | |
| | Handle "H" - All Brass | 70527-023 | | | | | | |
| | Handle "C" - All Brass | 70527-021 | | | | | | |
| 3 | Packing Nut | 64805-07 | | | | | | |
| 4 | Washer | 64704-07 | | | | | | |
| 5 | Packing | 64775-07 | | | | | | |
| 6 | Stem - Hot - R.H. Thread | 64804-07* | | | | | | |
| | Stem - Cold - L.H. Thread | 50637-07* | | | | | | |
| 7 | Washer | 858-17 | | | | | | |
| 8 | Screw | 56480-07 | | | | | | |
| 9 | Stem W/Washer & Screw - Hot - R.H.Thread | 64803-07 | | | | | | |
| | Stem W/Washer & Screw - Cold - L.H.Thread | 50636-07 | | | | | | |
| 10 | Seat (Brass) | 57281-04 | | | | | | |
| | Seat (Monel) | 57280-07 | | | | | | |
| 11 | Escutcheon | 50675-02 | | | | | | |
| 12 | Body | 58330-07* | | | | | | |
| 13 | Washer | 50689-07 | | | | | | |
| 14 | Mounting Gasket | 50690-07 | | | | | | |
| 15 | Washer | 54538-09 | | | | | | |
| 16 | Jamb Nut | 54301-09 | | | | | | |
| | Jamb Nut (Brass) | 300-27 | | | | | | |
| 17 | Swivel Nut | 24220-07 | | | | | | |
| 18 | Diverter | 58332-07 | | | | | | |
| 19 | Spout O-Ring | 887-17 | | | | | | |
| 20 | Lock Ring | 50688-07 | | | | | | |
| 21 | Spout Nut | 58333-04 | | | | | | |
| 22 | Spout | 58331-02* | | | | | | |
| 23 | Aerator S/A | 56135-02 | | | | | | |
| 24 | Pipe Plug, 1/8" | 56519-09 | | | | | | |
| 25 | Sprayhead S/A | 63181-07 | | | | | | |
| 25A | Nylon Washer (not shown) | 63178-07 | | | | | | |
| 25B | Rubber Washer (not shown) | 63179-07 | | | | | | |
| 26 | Spray Holder | 61300-06 | | | | | | |
| 27 | Locknut | | | | | | | |
| 28 | Hose S/A | 1178-17 | | | | | | |
| 29 | Hose Connection | 55436-07 | | | | | | |
| 30 | Spout S/A | 58334-02 | | | | | | |
| Sub-assembly | | | | | | | | |
| Spray & Hose S/A Parts 25 & 28 | | 63172-07 | | | | | | |

• NOT AVAILABLE

Repair Kit for Hot & Cold Sides consisting of (2) each parts 3,5,9 & 10 and (4) part 4 - #12950-09
 Repair Kit consisting of parts 3 thru 10 with R.H. Trim only - #12967-09
 Repair Kit consisting of parts 3 thru 10 with L.H. Trim only - #12968-09



| no. | description | part no. | C 4140 | C 4141 | C 4142 | C 4143 | C 4145 | C 4146 | C 4147 | C 4148 |
|-----|------------------------------|----------|--------|--------|--------|--------|--------|--------|--------|--------|
| 1 | Handle Screw | 54868-01 | | | | | | | | |
| 2 | Handle - Specify Index | 56725-02 | | | | | | | | |
| 3 | Packing Nut | 56723-04 | | | | | | | | |
| 4 | Escutcheon | 56499-02 | | | | | | | | |
| 4A | Escutcheon Marked (Standard) | 63223-02 | | | | | | | | |
| 5 | Stem Packing | 54111-07 | | | | | | | | |
| 6 | Stem Washer | 54109-07 | | | | | | | | |
| 7 | Stem Hot | 54106-04 | | | | | | | | |
| | Stem Cold | 54107-04 | | | | | | | | |
| 8 | Seat Washer | 57244-07 | | | | | | | | |
| 9 | Seat Washer Screw | 56480-07 | | | | | | | | |
| 10 | Seat | 56534-07 | | | | | | | | |
| 11 | Body w/seat | 56356-07 | | | | | | | | |
| 11A | Body w/seat | 56357-07 | | | | | | | | |
| 12 | Shank Washer | 63459-07 | | | | | | | | |
| 13 | Shank Gasket | 57542-07 | | | | | | | | |
| 14 | Jamb Nut Gasket | 56523-07 | | | | | | | | |
| 15 | Jamb Nut Washer | 54528-07 | | | | | | | | |
| 16 | Jamb Nut | 56744-07 | | | | | | | | |
| | Jamb Nut | 57316-07 | | | | | | | | |
| 17 | Spout w/spout Nut | 57166-02 | | | | | | | | |
| 17A | Spout | 57160-02 | | | | | | | | |
| 18 | Aerator | 56117-02 | | | | | | | | |
| 19 | Stream Regulator | 57364-04 | | | | | | | | |
| 20 | "O" Ring I.D. 674 | 54212-07 | | | | | | | | |
| 20A | "O" Ring I.D. 861 | 55234-07 | | | | | | | | |
| 21 | Escutcheon Nut | 63219-04 | | | | | | | | |
| 22 | Diverter Valve | 55275-07 | | | | | | | | |
| 23 | Diverter Tube | 63218-07 | | | | | | | | |
| 24 | Center Washer | 63226-07 | | | | | | | | |
| 25 | Hose & Spray | 56314-02 | | | | | | | | |
| 26 | Hose Escutcheon | 56549-02 | | | | | | | | |
| | Hose Escutcheon | 55449-02 | | | | | | | | |
| 27 | Escutcheon Gasket | 56573-07 | | | | | | | | |
| 28 | Escutcheon Washer | 54149-09 | | | | | | | | |
| 29 | Escutcheon Lock Nut | 56575-09 | | | | | | | | |
| 30 | Spray Escutcheon Assembly | 56680-02 | | | | | | | | |
| | Spray Escutcheon Assembly | 55450-02 | | | | | | | | |
| 31 | Hose S/A | 54160-07 | | | | | | | | |
| 32 | Spray Head | 1169-22 | | | | | | | | |
| 33 | Adapter | 63216-07 | | | | | | | | |
| 34 | Stem Hot w/washer & Screw | 54156-04 | | | | | | | | |
| | Stem Cold w/washer & Screw | 54157-04 | | | | | | | | |


Top Mount Sink Fittings

Standard Trim—Renewable Seats

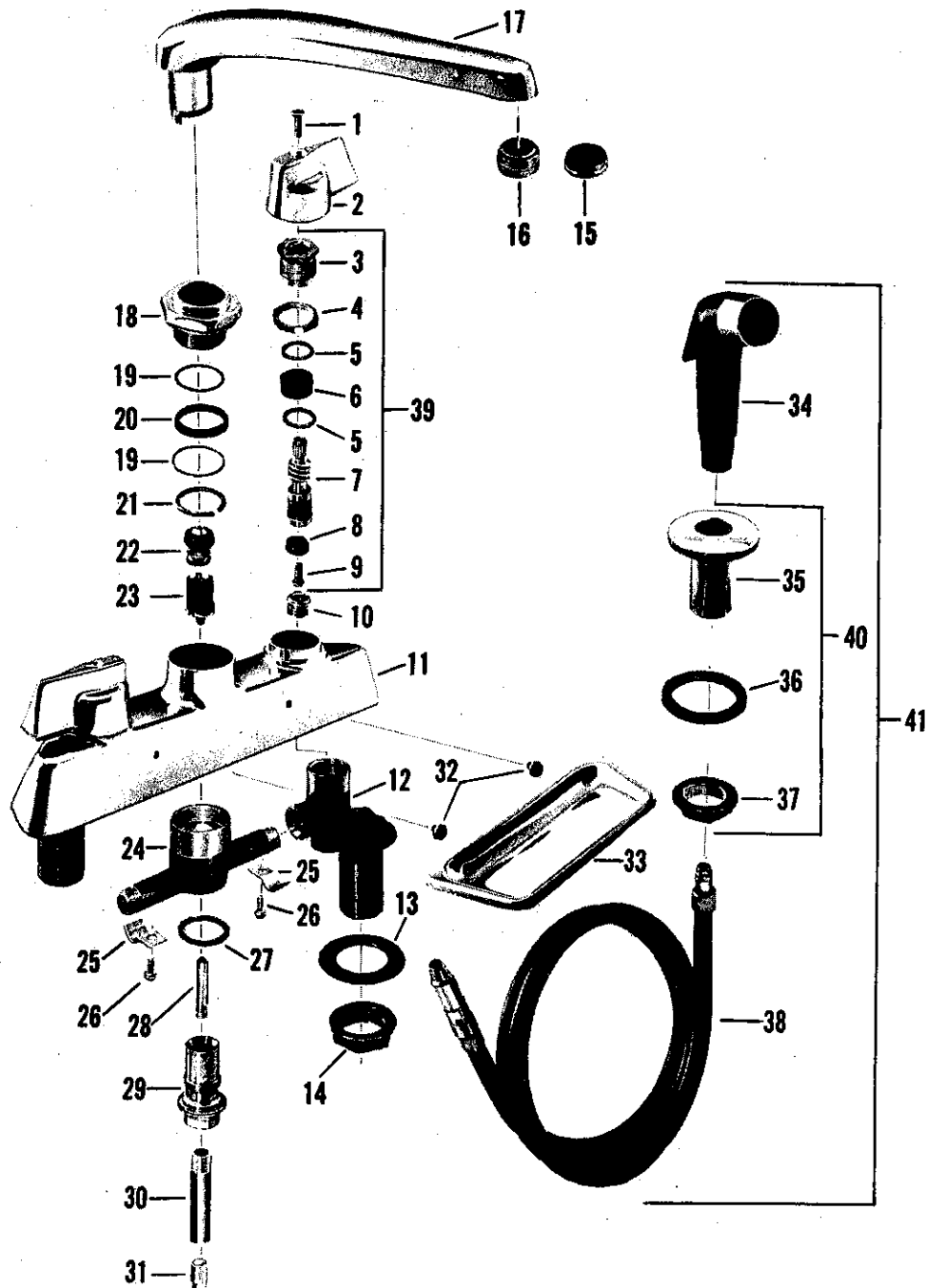
KISSLER & CO., INC.



B 876 S



B 876 ST




| no. | description | part no. | B 876 ST | B 876 T | B 878 ST | B 878 T | B 876 S | B 876 | B 878 S | B 878 |
|-----|--|----------|----------|---------|----------|---------|---------|-------|---------|-------|
| 1 | Handle Screw | 690-31 | | | | | | | | |
| 2 | Handle | 659-12 | | | | | | | | |
| 3 | Packing Nut - Cold Side | 682-27 | | | | | | | | |
| | Packing Nut - Hot Side | 672-27 | | | | | | | | |
| 4 | Lock Nut | 667-17 | | | | | | | | |
| 5 | Friction Washer | 670-17 | | | | | | | | |
| 6 | Stem Packing | 679-27 | | | | | | | | |
| 7 | Stem w/washer & Screw - Cold Side | 711-17 | | | | | | | | |
| | Stem w/washer & Screw - Hot Side | 712-27 | | | | | | | | |
| 8 | Seat Washer | 441-07 | | | | | | | | |
| 9 | Seat Washer Screw | 159-17 | | | | | | | | |
| 10 | Seat | 174-14 | | | | | | | | |
| 11 | Escutcheon | 660-12 | | | | | | | | |
| | Escutcheon | 662-12 | | | | | | | | |
| 12 | Valve Body w/seat, Lock Nut and Friction Washer (Hot or Cold) | 8154-08 | | | | | | | | |
| 13 | Friction Washer | 1013-29 | | | | | | | | |
| 14 | Body Lock Nut | 24929-08 | | | | | | | | |
| 15 | Stream Regulator | 279-12 | | | | | | | | |
| 16 | Aerator | 56110-02 | | | | | | | | |
| 17 | Spout w/aerator, Nut, Packing, Friction Rings and Retainer Ring | 8143-02 | | | | | | | | |
| | Spout w/stream Regulator, Nut, Packing, Friction Rings and Retainer Ring | 8178-02 | | | | | | | | |
| 18 | Spout Packing Nut | 671-22 | | | | | | | | |
| 19 | Friction Ring | 681-17 | | | | | | | | |
| 20 | Spout Packing | 680-27 | | | | | | | | |
| 21 | Spout Retainer Ring | 684-27 | | | | | | | | |
| 22 | Autospray Unit (Upper) | 696-17 | | | | | | | | |
| 23 | Autospray Unit (Lower) | 697-17 | | | | | | | | |
| 24 | Tee | 67272-08 | | | | | | | | |
| | Tee | 67273-08 | | | | | | | | |
| 25 | Clip | 692-17 | | | | | | | | |
| 26 | Clip Screw | 1068-17 | | | | | | | | |
| 27 | Coupling Washer | 487-07 | | | | | | | | |
| 28 | Autospray Unit Tube | 664-27 | | | | | | | | |
| 29 | Autospray Unit Support | 663-27 | | | | | | | | |
| 30 | Hose Connection | 665-27 | | | | | | | | |
| 31 | Plug | 207-19 | | | | | | | | |
| 32 | Screw for Soap Dish | 691-25 | | | | | | | | |
| 33 | Soap Dish | 686-16 | | | | | | | | |
| 34 | Spray Head Assembly | 1169-22 | | | | | | | | |
| 35 | Spray Escutcheon | 661-12 | | | | | | | | |
| 36 | Spray Escutcheon Washer | 426-17 | | | | | | | | |
| 37 | Spray Escutcheon Lock Nut | 24526-08 | | | | | | | | |
| 38 | Hose Assembly | 1092-27 | | | | | | | | |
| 39 | Valve Trim Assembly - Cold Side | 7617-07 | | | | | | | | |
| | Valve Trim Assembly - Hot Side | 7616-07 | | | | | | | | |
| 40 | Spray Escutcheon S/A | 7607-02 | | | | | | | | |
| 41 | Hose & Spray Assembly | 1035-12 | | | | | | | | |


Double Faucets

Renewable Seats

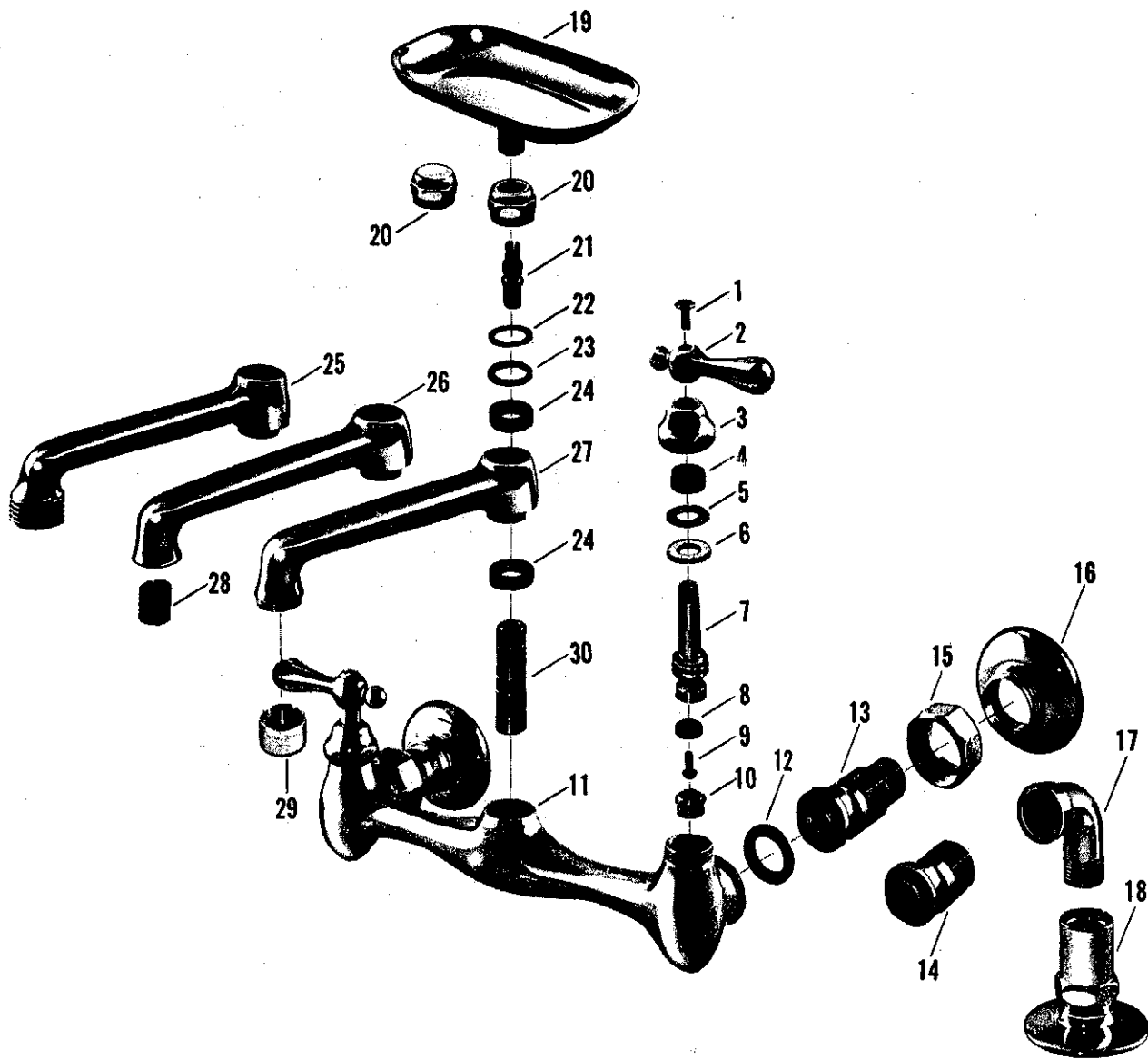
KISSLER & CO., INC.



R 4211 B 910 S




B 904 S B 905 S



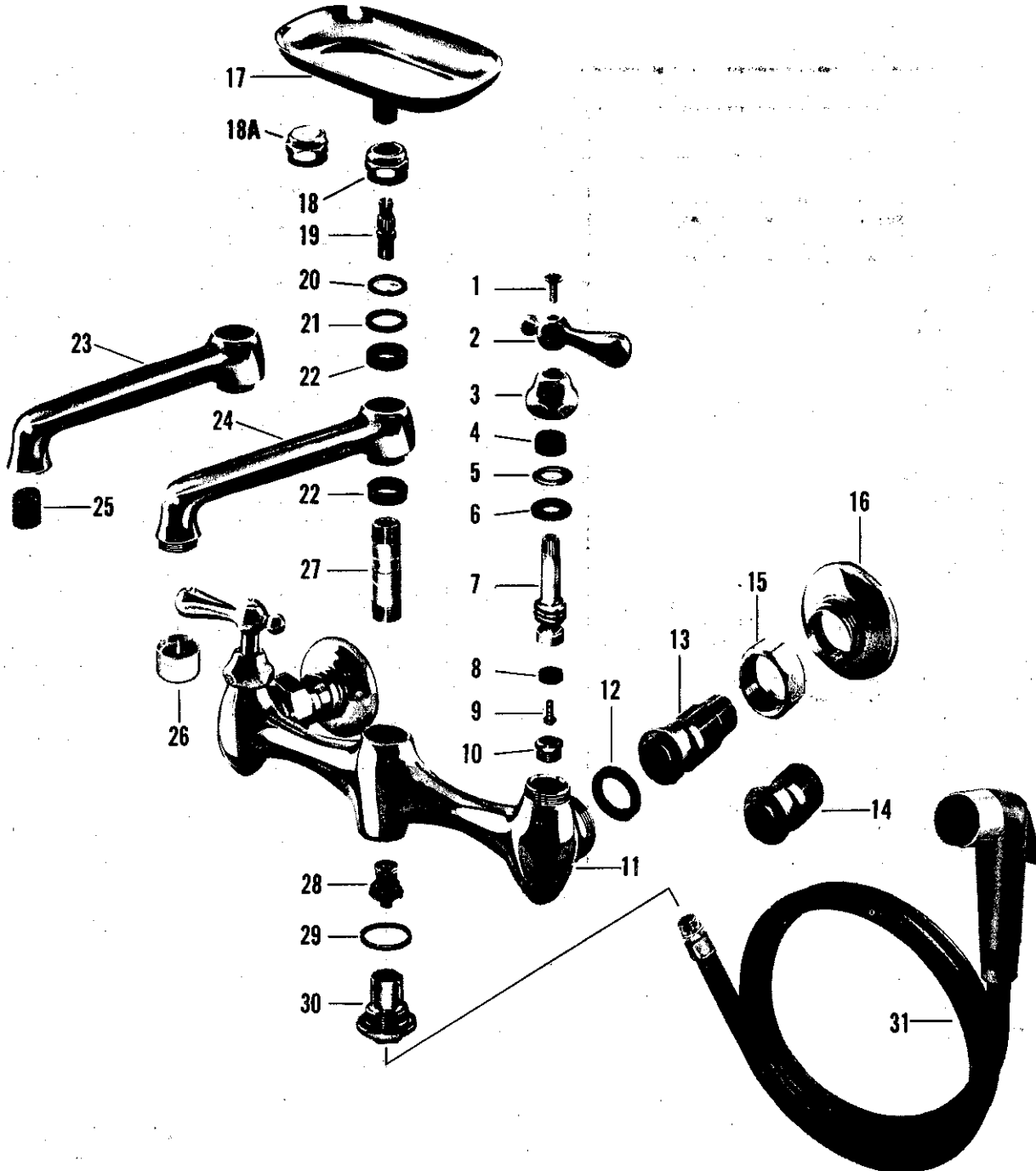
| no. | description | part no. | R 4201 | | | | R 4200 | |
|----------------|--|----------|---------|---------|---------|---------|--------|--------|
| | | | R 4203 | | | | R 4202 | |
| | | | R 4221 | | | | R 4220 | |
| | | | R 4223 | | | | R 4222 | |
| | | | R 4241 | R 4211 | | | R 4240 | R 4210 |
| | | | R 4243 | R 4213 | | | R 4242 | R 4212 |
| | | | R 4251 | R 4231 | | | R 4250 | R 4230 |
| | | | R 4253 | R 4233 | | | R 4252 | R 4232 |
| | | | B 906 S | B 910 S | B 904 S | B 905 S | B 906 | B 910 |
| 1 | Handle Screw | 173-01 | | | | | | |
| 2 | Handle - Specify Index | 1185-12 | | | | | | |
| 3 | Cap | 21436-02 | | | | | | |
| 4 | Stem Packing | 1311-07 | | | | | | |
| 5 | Brass Washer | 21625-08 | | | | | | |
| 6 | Cap Washer | 125-07 | | | | | | |
| 7 | Stem w/washer & Screw - Cold - L.H. Thread | 21658-02 | | | | | | |
| | Stem w/washer & Screw - Hot - R.H. Thread | 21659-02 | | | | | | |
| 8 | Seat Washer | 441-07 | | | | | | |
| 9 | Seat Washer Screw | 159-17 | | | | | | |
| 10 | Seat | 174-14 | | | | | | |
| 11 | Body w/seats | 8190-02 | | | | | | |
| 12 | Coupling Washer | 456-07 | | | | | | |
| | Coupling Washer | 487-07 | | | | | | |
| 13 | Male Shank | 20428-02 | | | | | | |
| 14 | Female Shank | 20427-02 | | | | | | |
| 15 | Coupling Nut | 1233-22 | | | | | | |
| 16 | Adjustable Flange | 609-22 | | | | | | |
| 17 | Ell | 23972-02 | | | | | | |
| 18 | Shank | 20553-02 | | | | | | |
| 19 | Soap Dish | 315-22 | | | | | | |
| 20 | Spout Packing Nut | 25014-02 | | | | | | |
| | Spout Packing Nut | 25013-02 | | | | | | |
| 21 | Soap Dish Post | 39786-05 | | | | | | |
| 22 | Lock Washer | 21365-05 | | | | | | |
| 23 | Spacer Washer | 305-17 | | | | | | |
| 24 | Spout Packing | 473-07 | | | | | | |
| 25 | Spout (Hose End) w/regulator & Packings | 8191-02 | | | | | | |
| | Spout (Hose End 8" Long) w/regulator & Packings | 8192-02 | | | | | | |
| 26 | Spout (Plain End) w/regulator & Packings | 8193-02 | | | | | | |
| | Spout (Plain End 8" Long) w/regulator & Packings | 8194-02 | | | | | | |
| 27 | Spout w/aerator & Packings | 8155-02 | | | | | | |
| | Spout (8" Long) w/aerator & Packings | 8156-02 | | | | | | |
| 28 | Stream Regulator (Plain End Spout) | 33952-08 | | | | | | |
| | Stream Regulator (Hose End Spout) | 33953-08 | | | | | | |
| 29 | Aerator | 56117-02 | | | | | | |
| 30 | Connecting Post | 1162-17 | | | | | | |
| Sub-assemblies | | | | | | | | |
| | Elbow Shank S/A - (Parts 12-15-17-18) | 14122-02 | | | | | | |
| | Male Shank S/A - (Parts 12-13-15-16) | 14318-02 | | | | | | |
| | Female Shank S/A - (Parts 12-14-15-16) | 14319-02 | | | | | | |

Double Faucets
Renewable Seats

KISSLER & CO., INC.



R 4216 B 913 S



| no. | description | part no. | R 4206 R 4208 R 4226 R 4228 B 908 S | R 4205 R 4207 R 4225 R 4227 B 908 | R 4216 R 4218 R 4236 R 4238 B 913 S | R 4215 R 4217 R 4235 R 4237 B 913 |
|--|--|----------|---|---|---|---|
| 1 | Handle Screw | 173-01 | | | | |
| 2 | Handle - Specify Index | 1185-12 | | | | |
| 3 | Cap | 21436-02 | | | | |
| 4 | Stem Packing | 1311-07 | | | | |
| 5 | Brass Washer | 21625-08 | | | | |
| 6 | Cap Washer | 125-07 | | | | |
| 7 | Stem w/washer & Screw - Cold - L.H. Thread | 21658-02 | | | | |
| | Stem w/washer & Screw - Hot - R.H. Thread | 21659-02 | | | | |
| 8 | Seat Washer | 441-07 | | | | |
| 9 | Seat Washer Screw | 159-17 | | | | |
| 10 | Seat | 174-14 | | | | |
| 11 | Body w/seats | 8195-02 | | | | |
| 12 | Coupling Washer | 456-07 | | | | |
| 13 | Male Shank | 20428-02 | | | | |
| 14 | Female Shank | 20427-02 | | | | |
| 15 | Coupling Nut | 1233-22 | | | | |
| 16 | Adjustable Flange | 609-22 | | | | |
| 17 | Soap Dish | 315-22 | | | | |
| 18 | Packing Nut - Fittings w/soap dish | 25014-02 | | | | |
| 18A | Packing Nut - Fittings less soap dish | 25013-02 | | | | |
| 19 | Soap Dish Post | 39786-05 | | | | |
| 20 | Lock Washer | 21365-05 | | | | |
| 21 | Spacer Washer | 305-17 | | | | |
| 22 | Spout Packing | 473-07 | | | | |
| 23 | Spout w/stream Regulator & Packings | 8193-02 | | | | |
| | 8" Spout w/stream Regulator & Packings | 8194-02 | | | | |
| 24 | Spout w/aerator & Packings | 8155-02 | | | | |
| | 8" Spout w/aerator & Packings | 8156-02 | | | | |
| 25 | Stream Regulator | 33952-08 | | | | |
| 26 | Aerator | 56117-02 | | | | |
| 27 | Connecting Post | 1162-17 | | | | |
| 28 | Autospray Unit | 189-27 | | | | |
| 29 | Washer | 56-17 | | | | |
| 30 | Autospray Unit Seat | 21415-02 | | | | |
| 31 | Assembled Hose & Spray | 1053-22 | | | | |
| Sub-assemblies | | | | | | |
| Male Shank S/A - (Parts 12-13-15 & 16) - #14318-02 | | | | | | |
| Female Shank S/A - (Parts 12-14-15 & 16) - #14319-02 | | | | | | |

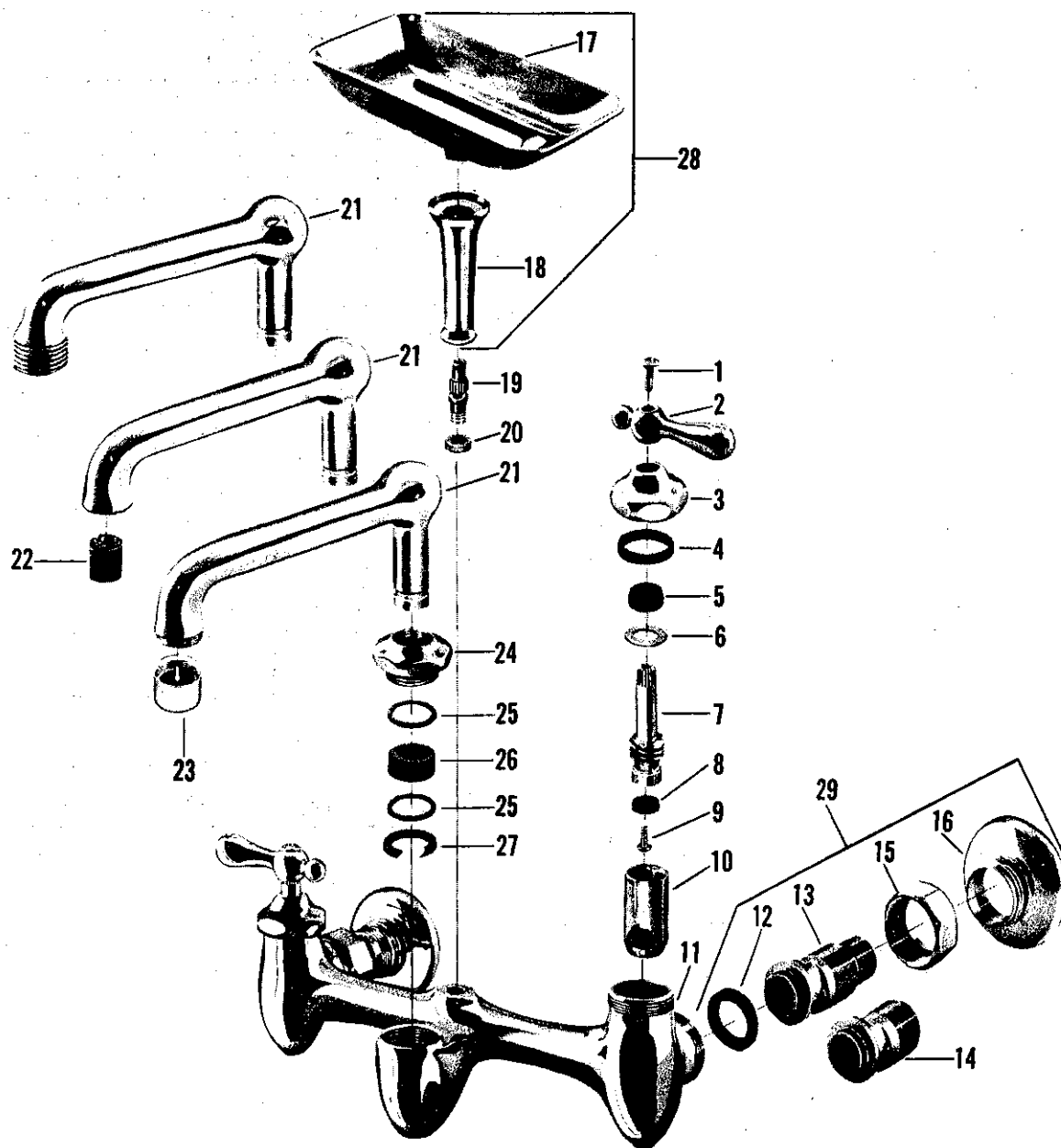
Double Faucets

RE-NU

KISSLER & CO., INC.



B 900 S B 902 S




| no. | description | part no. | B 902 S | B 902 | B 900 S | B 900 |
|-----|---|----------|---------|-------|---------|-------|
| 1 | Handle Screw | 173-01 | | | | |
| 2 | Handle - Specify Index | 1185-12 | | | | |
| 3 | Cap | 19003-02 | | | | |
| 4 | Cap Washer | 1319-07 | | | | |
| 5 | Stem Packing | 1311-07 | | | | |
| 6 | Brass Washer | 21625-08 | | | | |
| 7 | Stem w/washer & Screw - Cold - L.H. Thread | 21451-02 | | | | |
| | Stem w/washer & Screw - Hot - R.H. Thread | 20731-02 | | | | |
| 8 | Seat Washer | 441-07 | | | | |
| 9 | Seat Washer Screw | 159-17 | | | | |
| 10 | Re-Nu Sleeve - Cold - L.H. Thread | 20563-08 | | | | |
| | Re-Nu Sleeve - Hot - R.H. Thread | 20336-08 | | | | |
| 11 | Body | 37053-02 | | | | |
| | Body | 37056-02 | | | | |
| 12 | Coupling Washer | 456-07 | | | | |
| 13 | Male Shank | 20428-02 | | | | |
| 14 | Female Shank | 20427-02 | | | | |
| 15 | Coupling Nut | 1233-22 | | | | |
| 16 | Adjustable Flange | 609-22 | | | | |
| 17 | Soap Dish | 20972-02 | | | | |
| 18 | Pedestal | 21516-02 | | | | |
| 19 | Soap Dish Post | 39786-05 | | | | |
| 20 | Felt Washer | 72-07 | | | | |
| 21 | Spout (Hose End) | 21036-02 | | | | |
| | Spout (Hose End 8" Long) | 21055-02 | | | | |
| | Spout (Plain End) | 21013-02 | | | | |
| | Spout (Plain End 8" Long) | 21032-02 | | | | |
| | Spout (For Use w/aerator) | 22262-02 | | | | |
| 22 | Stream Regulator For Plain & Hose End Spouts | 33953-08 | | | | |
| 23 | Aerator | 56117-02 | | | | |
| 24 | Spout Nut | 67001-02 | | | | |
| 25 | Friction Ring | 21316-08 | | | | |
| 26 | Spout Packing | 416-07 | | | | |
| 27 | Split Ring | 21588-08 | | | | |
| 28 | Soap Dish S/A | 16870-02 | | | | |
| 29 | Male Shank S/A | 14318-02 | | | | |
| | Female Shank S/A - (Parts 12-14-15-16) | 14319-02 | | | | |

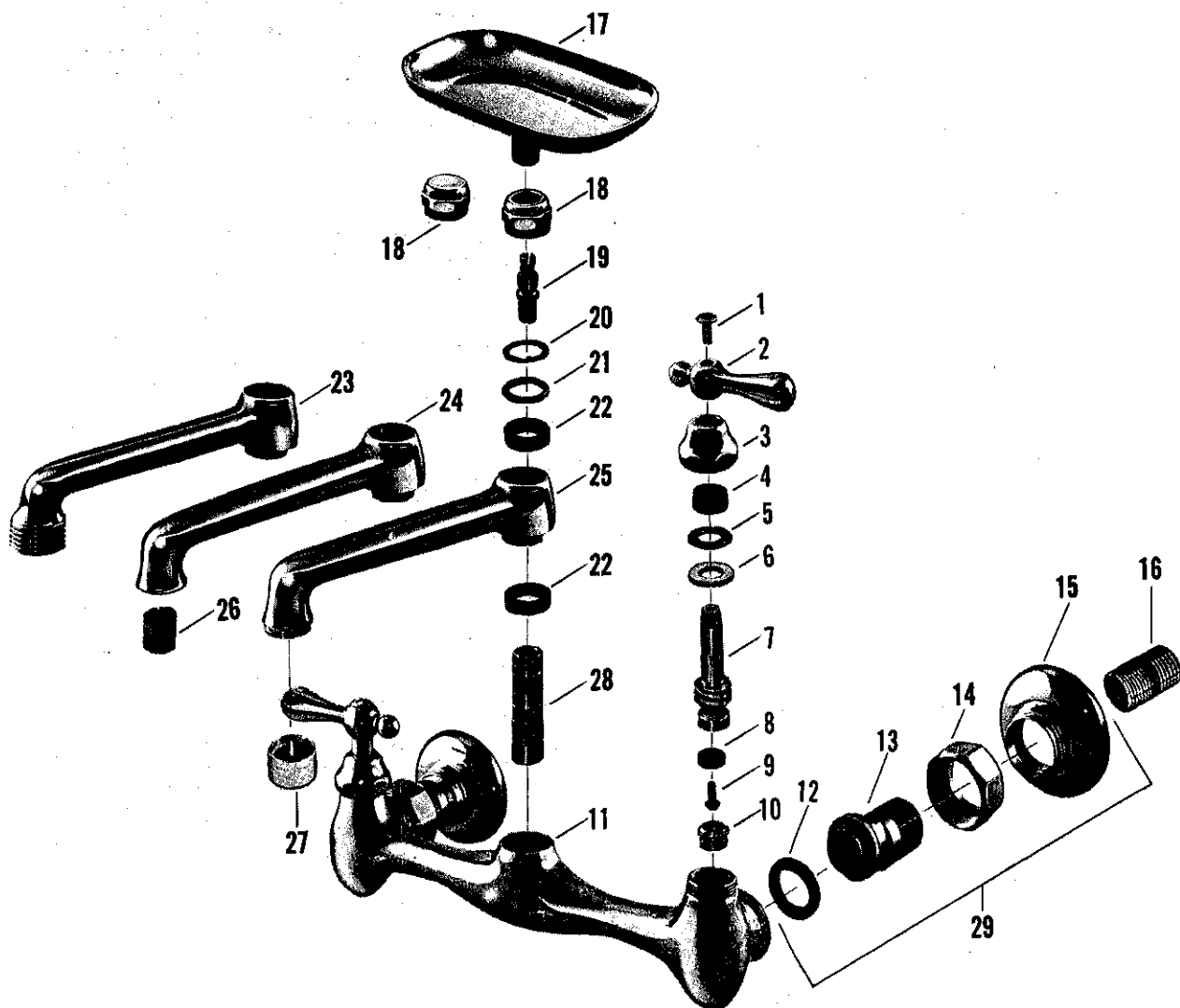
Double Faucets

Renewable Seats

KISSLER & CO., INC.



4141.073 (R 4213)



| no. | description | part no. | R 4200 R 4202 R 4220 R 4222 R 4240 R 4242 R 4250 R 4252 | R 4210 R 4212 R 4230 R 4232 | R 4201 R 4203 R 4221 R 4223 R 4241 R 4243 R 4251 R 4253 | R 4211 R 4213 R 4231 R 4233 |
|-----|--|----------------------------|--|--------------------------------------|--|--------------------------------------|
| 1 | Handle Screw | 173-01 | | | | |
| 2 | Handle - Specify Index | 1185-12 | | | | |
| 3 | Cap | 21436-02 | | | | |
| 4 | Stem Packing | 1311-07 | | | | |
| 5 | Washer | 21625-07 | | | | |
| 6 | Cap Washer | 1863-07 | | | | |
| 7 | Stem w/washer & Screw - Cold - L.H. Thread | 63375-04 | | | | |
| | Stem w/washer & Screw - Hot - R.H. Thread | 63381-04 | | | | |
| 8 | Seat Washer | 441-07 | | | | |
| 9 | Seat Washer Screw | 169-07 | | | | |
| 10 | Seat | Brass 174-14, Monel 175-37 | | | | |
| 11 | Body w/seats | 8190-02* | | | | |
| 12 | Coupling Washer | 456-07 | | | | |
| 13 | Female Shank | 20427-02 | | | | |
| 14 | Coupling Nut | 1233-22 | | | | |
| 15 | Adjustable Flange | 609-22 | | | | |
| 16 | Close Nipple* | 39525-07 | | | | |
| 17 | Soap Dish | 315-22 | | | | |
| 18 | Spout Packing Nut | 25014-02 | | | | |
| | Spout Packing Nut | 25013-02 | | | | |
| 19 | Soap Dish Post | 39786-05 | | | | |
| 20 | Lock Washer | 21365-05 | | | | |
| 21 | Space Washer | 305-17 | | | | |
| 22 | Spout Packing | 473-07 | | | | |
| 23 | Spout (Hose End) w/regulator & Packings | 8191-02 | | | | |
| | Spout (Hose End 8" Long) w/regulator & Packings | 8192-02* | | | | |
| 24 | Spout (Plain End) w/regulator & Packings | 8193-02* | | | | |
| | Spout (Plain End 8" Long) w/regulator & Packings | 8194-02* | | | | |
| 25 | Spout w/aerator & Packings | 8155-02 | | | | |
| | Spout (8" Long) w/aerator & Packings | 8156-02 | | | | |
| 26 | Stream Regulator (Plain End Spout) | 33952-07 | | | | |
| | Stream Regulator (Hose End Spout) | 33953-07 | | | | |
| 27 | Aerator | 56135-02 | | | | |
| 28 | Connecting Post | 1162-17 | | | | |
| 29 | Female Shank S/A - Parts 12,13,14,15)* | 14319-02 | | | | |

• NOT AVAILABLE

*Note - If Male Shank needed, add Close Nipple, part 16 - #39525-07 to S/A part 29 - #14319-02

Repair Kit consisting of (2) each parts 4,5,6,7 & 10 with L.H. & R.H. Trim - #3468-09

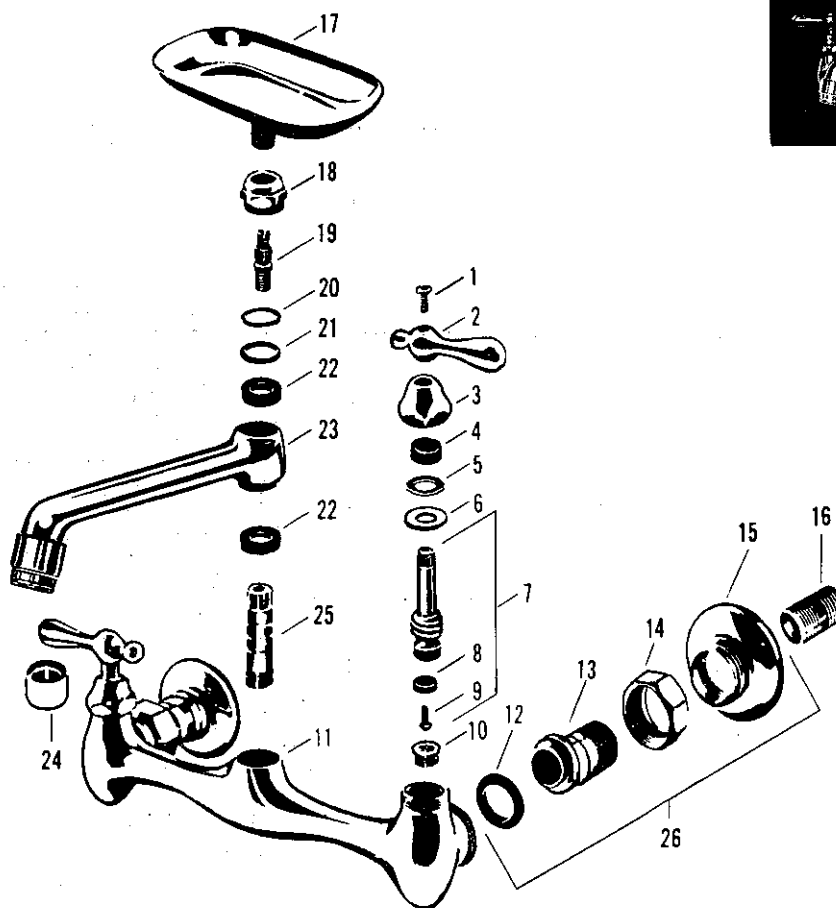

Repair Kit consisting of (1) each parts 4,5,6,7 & 10 with R.H. Trim only - #12969-09

Repair Kit consisting of (1) each parts 4,5,6,7 & 10 with L.H. Trim only - #12970-09

KISSLER & CO., INC.

AMERICAN-STANDARD Plumbing Fittings Replacement Parts

EXPOSED Wall Mount Kitchen Sink Faucet—4141.085



| Item No. | Part No. | Description | Item No. | Part No. | Description |
|----------|-----------|-------------------------------------|----------|----------|----------------------------|
| 1. | 173.01 | Handle screw | 14. | 1233.22 | Coupling nut |
| 2. | 1185.121 | Handle index 'C' | 15. | 609.22 | Adjustable flange |
| | 1185.123 | Handle index 'H' | 16. | 39525.07 | Close nipple |
| 3. | 21436.04 | Cap | 17. | 315.22 | Soap dish |
| 4. | 1311.07 | Stem packing | 18. | 25014.04 | Spout nut |
| 5. | 21625.07 | Washer | 19. | 39786.05 | Soap dish post |
| 6. | 125.07 | Cap washer | 20. | 21365.05 | Lock washer |
| 7. | 63377.04 | Stem w/washer & screw cold L.H. thd | 21. | 305.07 | Space washer |
| | 63378.04 | Stem w/washer & screw R.H. thd. | 22. | 473.07 | Spout packing |
| 8. | 441.07 | Seat washer | 23. | 8156.02 | Spout w/aerator & packing |
| 9. | 159.17 | Seat washer screw | 24. | 34171.02 | Aerator |
| 10. | 174.14 | Seat | 25. | 1162.17 | Connecting post |
| 11. | 8190.02* | Body w/seat | 26. | 14319.02 | Female eccentric shank S/A |
| 12. | 456.07 | Coupling washer | | | |
| 13. | 20427.04* | Female shank | | | |


*Not available

Order by part number

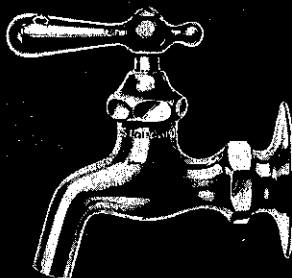
KISSLER & CO., INC.

Single Faucets


RE-NU



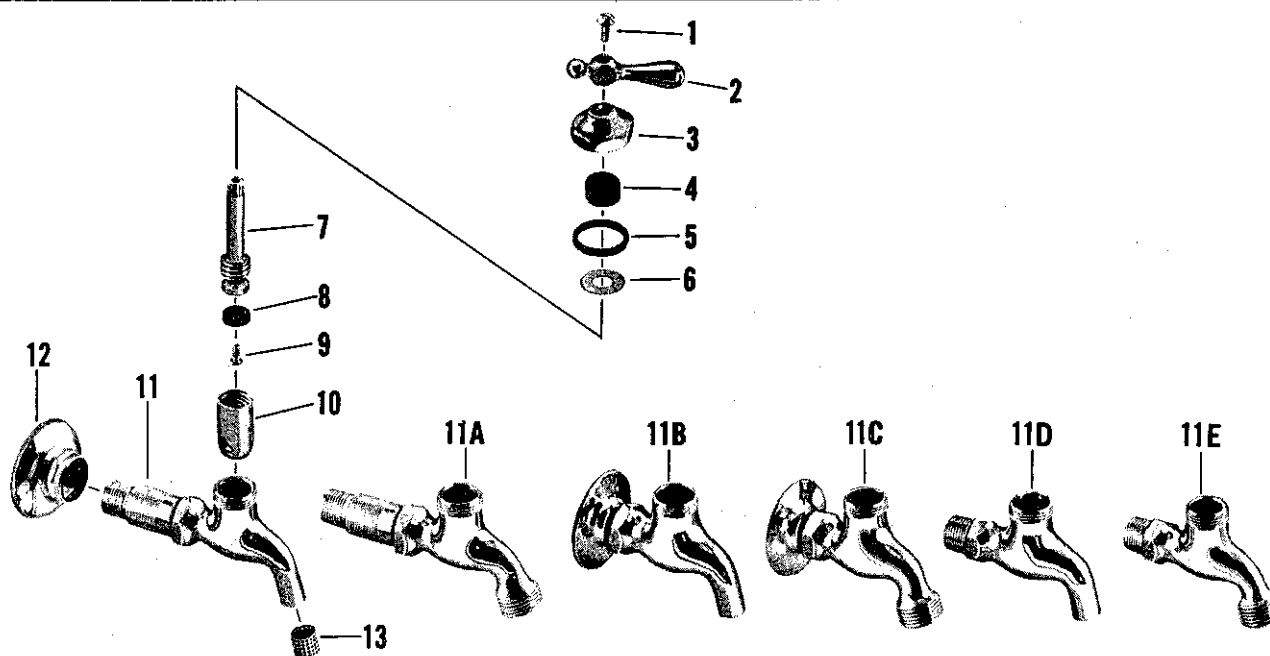
B 1302



B 1344



B 1354



| no. | description | part no. | B 1302 | B 1305 | B 1344 | B 1347 | B 1354 | B 1357 |
|-----|--|-----------|--------|--------|--------|--------|--------|--------|
| 1 | Handle Screw | 173-01 | | | | | | |
| 2 | Handle - Specify Index | 1185-12 | | | | | | |
| 3 | Cap | 21437-02 | | | | | | |
| 4 | Stem Packing | 1311-07 | | | | | | |
| 5 | Cap Washer | 1044-07 | | | | | | |
| 6 | Washer | 21625-07 | | | | | | |
| 7 | Stem w/washer & Screw | 63381-04 | | | | | | |
| 8 | Seat Washer | 441-07 | | | | | | |
| 9 | Seat Washer Screw | 169-07 | | | | | | |
| 10 | Re-Nu Sleeve | 20336-07 | | | | | | |
| 11 | Body | 19642-02* | | | | | | |
| 11A | Body | 19643-02* | | | | | | |
| 11B | Body | 19638-02* | | | | | | |
| 11C | Body | 19640-02* | | | | | | |
| 11D | Body | 19636-02* | | | | | | |
| 11E | Body | 19637-02* | | | | | | |
| 12 | Adjustable Flange | 609-22 | | | | | | |
| 13 | Stream Regulator (Plain End Bodies) | 33952-07 | | | | | | |
| | Stream Regulator (Hose End Bodies) | 33953-07 | | | | | | |

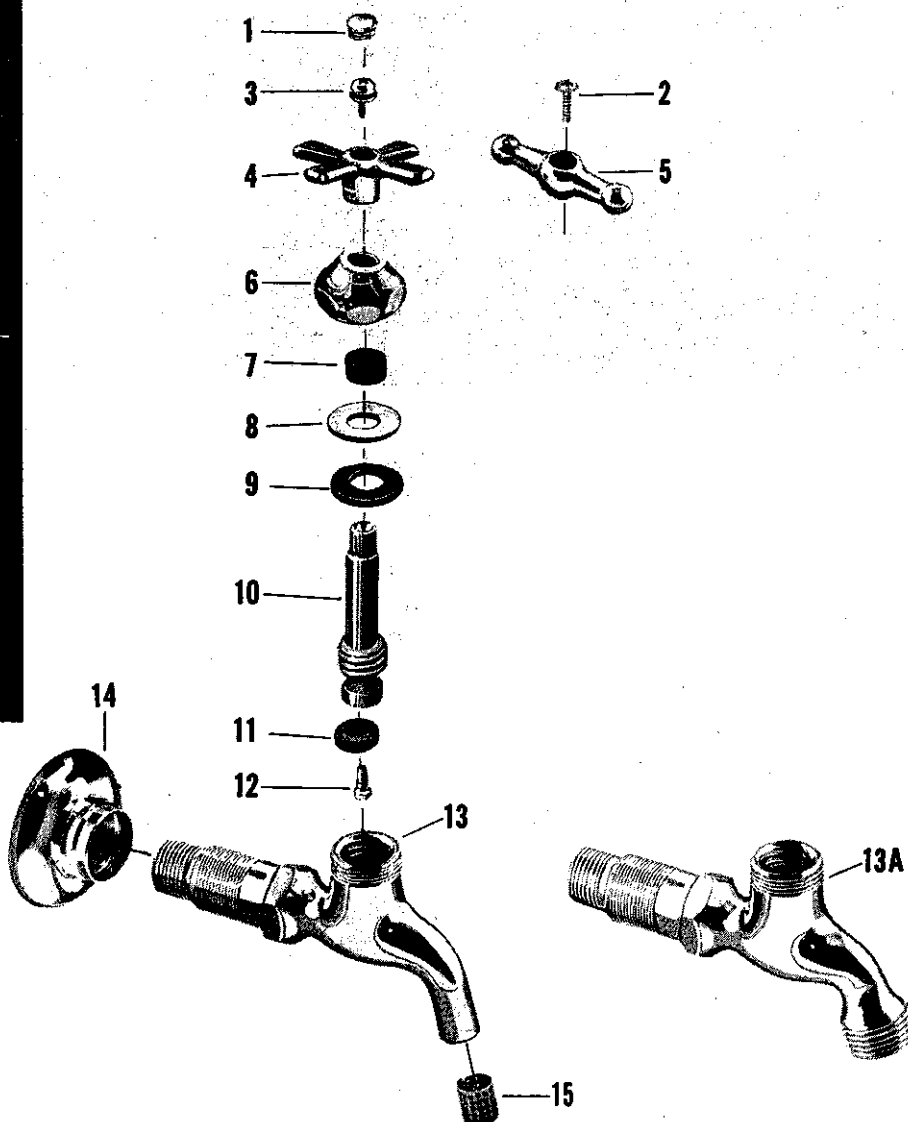
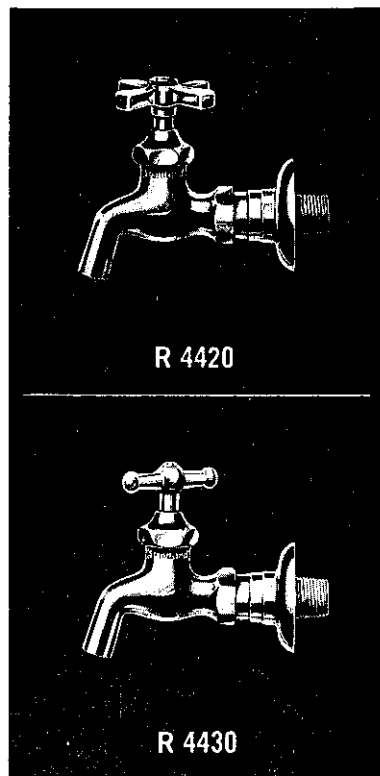
• NOT AVAILABLE

**AMERICAN
STANDARD**

Single Faucets

Adjustable Flange—Compression Trim

KISSLER & CO., INC.




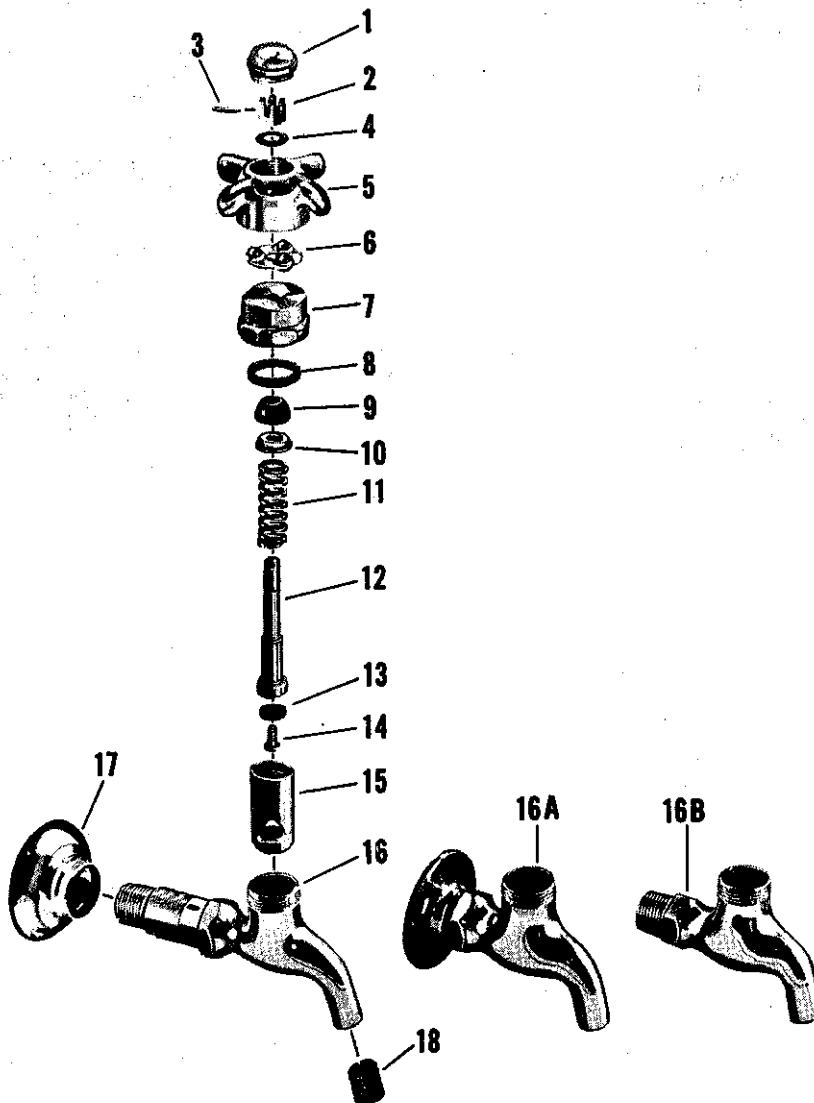
| no. | description | part no. | R 4430 B 1150 | R 4431 B 1151 | R 4420 B 1158 | R 4421 B 1159 |
|-----|--------------------------------------|-----------|------------------|------------------|------------------|------------------|
| 1 | Button - Specify Index | 1255-12 | | | | |
| 2 | Handle Screw | 173-01 | | | | |
| 3 | Handle Screw | 264-17 | | | | |
| 4 | 4 Arm Handle | 1254-12* | | | | |
| 5 | Tee Handle | 31-12* | | | | |
| 6 | Cap | 21437-02 | | | | |
| 7 | Stem Packing | 1311-07 | | | | |
| 8 | Washer | 21644-07 | | | | |
| 9 | Cap Washer | 126-07 | | | | |
| 10 | Stem w/washer & Screw | 31286-04 | | | | |
| 11 | Seat Washer | 442-07 | | | | |
| 12 | Seat Washer Screw | 169-07 | | | | |
| 13 | Body | 19504-02* | | | | |
| 13A | Body | 19512-02* | | | | |
| 14 | Adjustabel Flange | 609-22 | | | | |
| 15 | Stream Regulator (Plain End Body) | 33952-07 | | | | |
| | Stream Regulator (Hose End Body) | 33953-07 | | | | |

• NOT AVAILABLE


KISSLER & CO., INC.

Single Faucets

Self Closing—RE-NU



R 4442

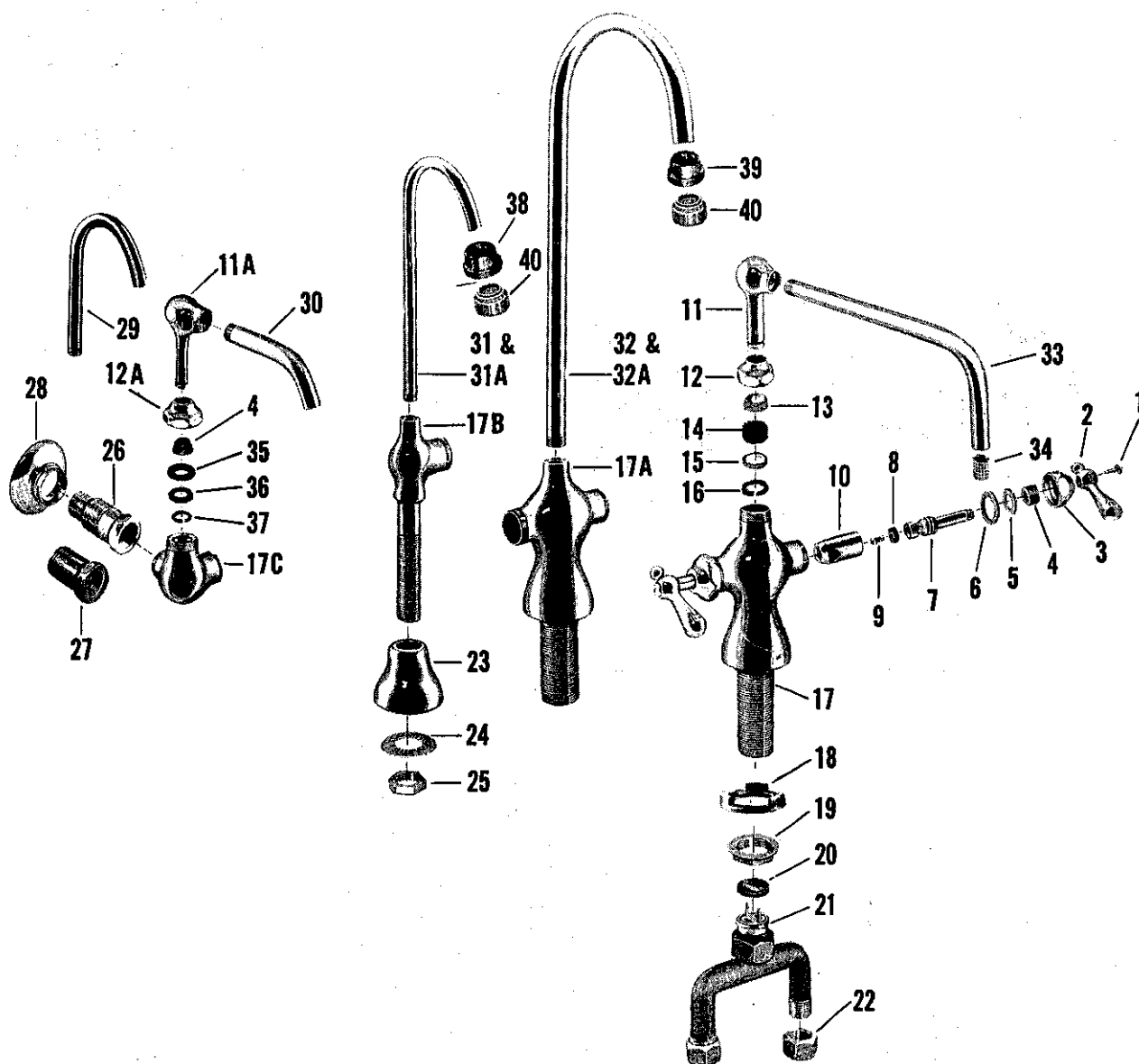
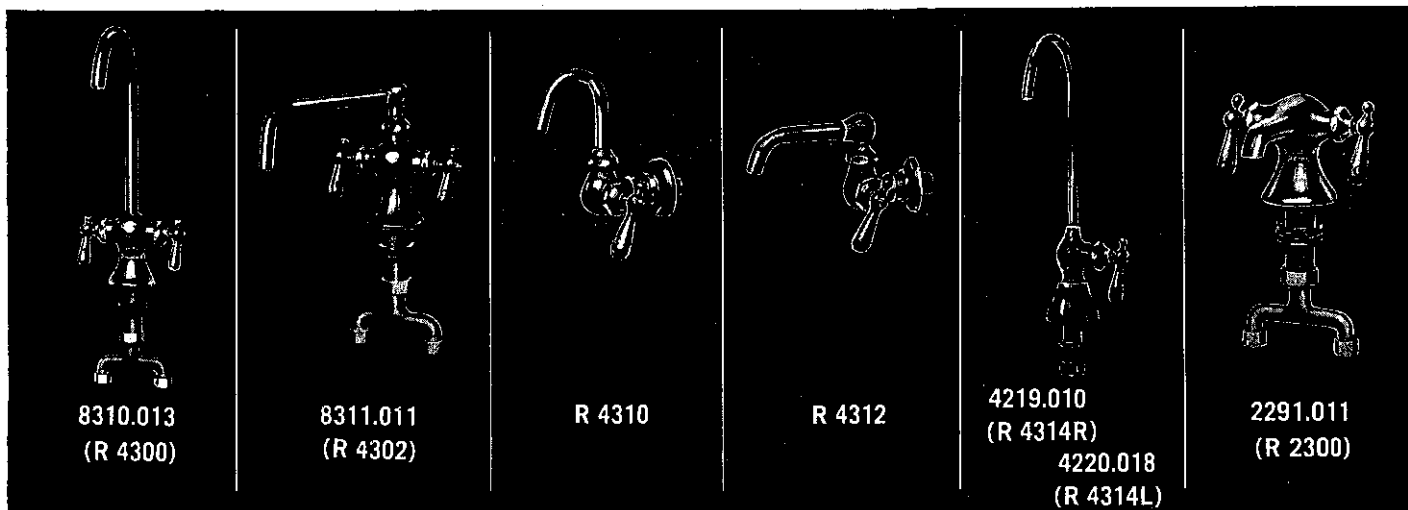


R 4452

| no. | description | part no. | B 1402 | R 4442 B 1442 | R 4452 B 1452 |
|-----|------------------------|-----------|--------|------------------|------------------|
| 1 | Button - Specify Index | 23329-02 | | | |
| 2 | Stem Nut | 1150-07 | | | |
| 3 | Pin | 433-07 | | | |
| 4 | Washer | 21771-07 | | | |
| 5 | Handle | 23437-02 | | | |
| 6 | Ball Race | 527-17 | | | |
| 7 | Cap | 21430-02 | | | |
| 8 | Cap Washer | 1044-07 | | | |
| 9 | Stem Packing | 129-07 | | | |
| 10 | Gland | 33897-07 | | | |
| 11 | Spring | 1188-07 | | | |
| 12 | Stem w/washer & Screw | 63374-07 | | | |
| 13 | Seat Washer | 1171-27 | | | |
| 14 | Seat Washer Screw | 169-07 | | | |
| 15 | Re-Nu Sleeve | 21376-07 | | | |
| 16 | Body | 19642-02* | | | |
| 16A | Body | 19638-02* | | | |
| 16B | Body | 19636-02* | | | |
| 17 | Adjustable Flange | 609-22 | | | |
| 18 | Stream Regulator | 33952-07 | | | |

• NOT AVAILABLE

 AMERICAN
STANDARD



| no. | description | part no. | R 4300 | R 4300-1 | R 4302 | R 4310 R 4311 | R 4312 R 4313 | R 4314-L R 4314-R | R 2300 R 2301 |
|-----|-------------------------------------|-----------|--------|----------|--------|------------------|------------------|----------------------|------------------|
| 1 | Handle Screw | 173-01 | | | | | | | |
| 2 | Handle - Specify Index | 1190-02 | | | | | | | |
| 3 | Cap | 21437-02 | | | | | | | |
| 4 | Stem Packing | 1311-07 | | | | | | | |
| 5 | Washer | 21625-07 | | | | | | | |
| 6 | Cap Washer | 1044-07 | | | | | | | |
| 7 | Stem w/washer & Screw - R.H. Thread | 63381-04 | | | | | | | |
| | Stem w/washer & Screw - L.H. Thread | 63375-04 | | | | | | | |
| 8 | Seat Washer | 441-07 | | | | | | | |
| 9 | Seat Washer Screw | 169-07 | | | | | | | |
| 10 | Re-Nu Sleeve - R.H. Thread | 20336-07 | | | | | | | |
| | Re-Nu Sleeve - L.H. Thread | 20563-07 | | | | | | | |
| 11 | Spout Ball Ell | 37824-02 | | | | | | | |
| 11A | Spout Ball Ell | 37917-02 | | | | | | | |
| 12 | Spout Cap | 62025-02 | | | | | | | |
| 12A | Spout Cap | 19117-02 | | | | | | | |
| 13 | Packing Gland | 62024-07 | | | | | | | |
| 14 | Spout Packing | 389-07 | | | | | | | |
| 15 | Spacer Washer | 37772-07 | | | | | | | |
| 16 | Split Ring | 37823-07 | | | | | | | |
| 17 | Body | 19954-02* | | | | | | | |
| 17A | Body | 37626-02* | | | | | | | |
| 17B | Body | 37109-02* | | | | | | | |
| 17C | Body - R.H. | 37915-02* | | | | | | | |
| | Body - L.H. | 37916-02* | | | | | | | |
| 18 | Iron Washer | 366-39 | | | | | | | |
| 19 | Lock Nut | 24446-07 | | | | | | | |
| 20 | Coupling Washer | 112-07 | | | | | | | |
| 21 | Twin Connection S/A | 5074-07 | | | | | | | |
| 22 | Coupling Nut | 24220-07 | | | | | | | |
| 23 | Base | 20000-02 | | | | | | | |
| 24 | Friction Washer | 1374-19 | | | | | | | |
| 25 | Lock Nut | 300-27 | | | | | | | |
| 26 | Male Shank | 20466-02* | | | | | | | |
| 27 | Female Shank | 20408-02* | | | | | | | |
| 28 | Adjustable Flange | 609-22 | | | | | | | |
| 29 | Gooseneck | 96024-02* | | | | | | | |
| 30 | Spout | 41873-02 | | | | | | | |
| 31 | Gooseneck | 41104-02 | | | | | | | |
| 31A | Gooseneck for Aerator | 41492-02 | | | | | | | |
| 32 | Gooseneck | 65696-02 | | | | | | | |
| 32A | Gooseneck for Aerator | 65242-02 | | | | | | | |
| 33 | Spout w/regulator | 31349-02 | | | | | | | |
| 34 | Stream Regulator | 33995-07 | | | | | | | |
| 35 | Spout Cap Washer | 1323-07 | | | | | | | |
| 36 | Brass Washer | 21824-07* | | | | | | | |
| 37 | Split Ring | 21559-07 | | | | | | | |
| 38 | Adapter | 25713-02 | | | | | | | |
| 39 | Adapter | 25715-02 | | | | | | | |
| 40 | Aerator | 56135-02 | | | | | | | |

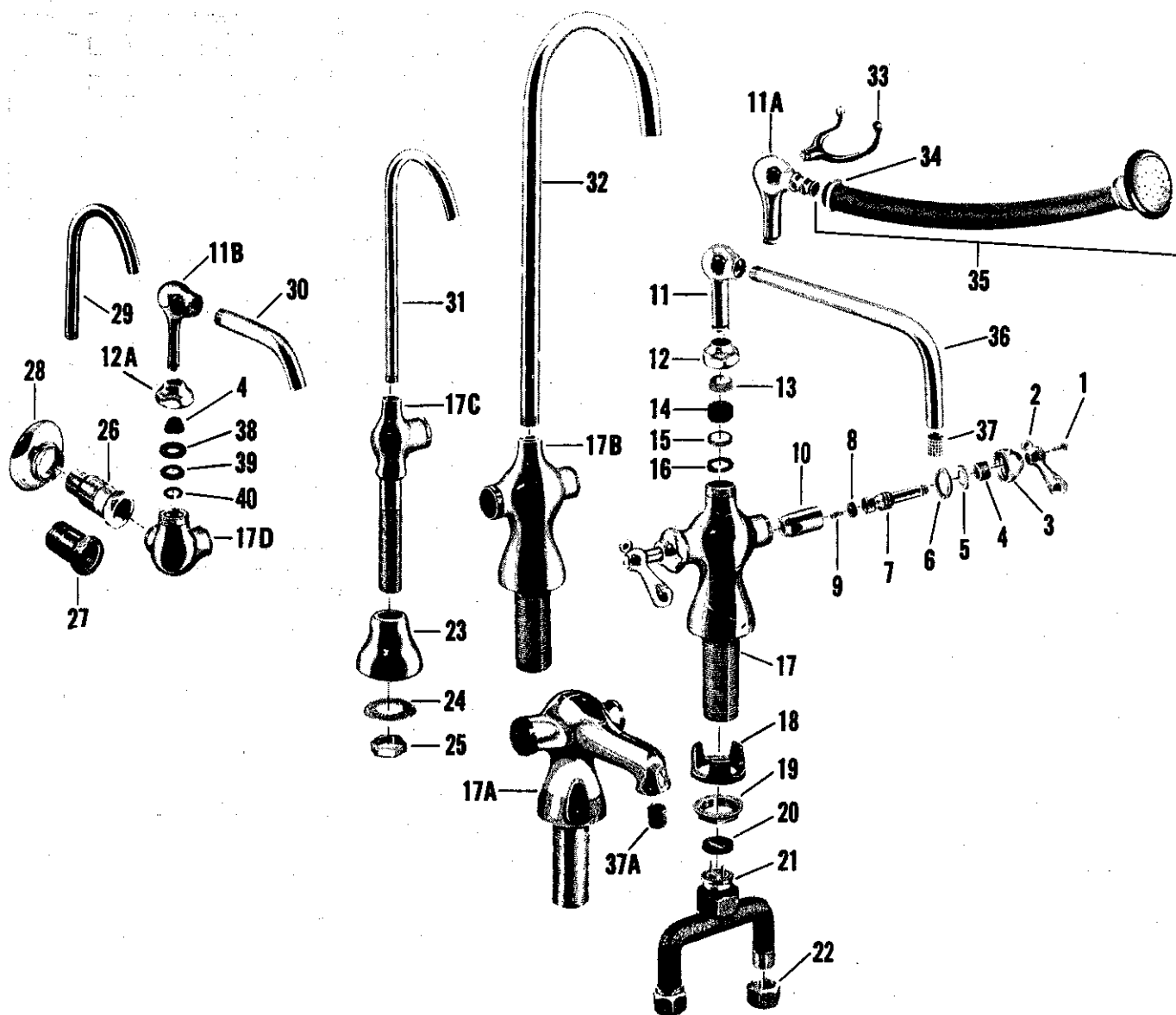
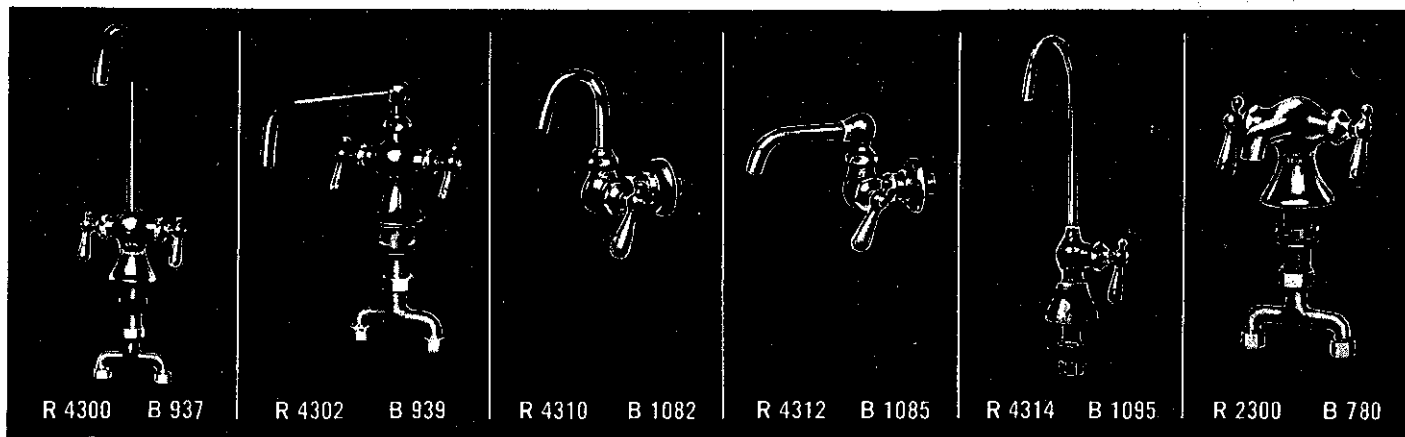
* NOT AVAILABLE

Repair Kit consisting of (2) each parts 4 thru 10 with L.H. & R.H. Trim - #12947-09

Pantry Faucets

RE-NU

KISSLER & CO., INC.



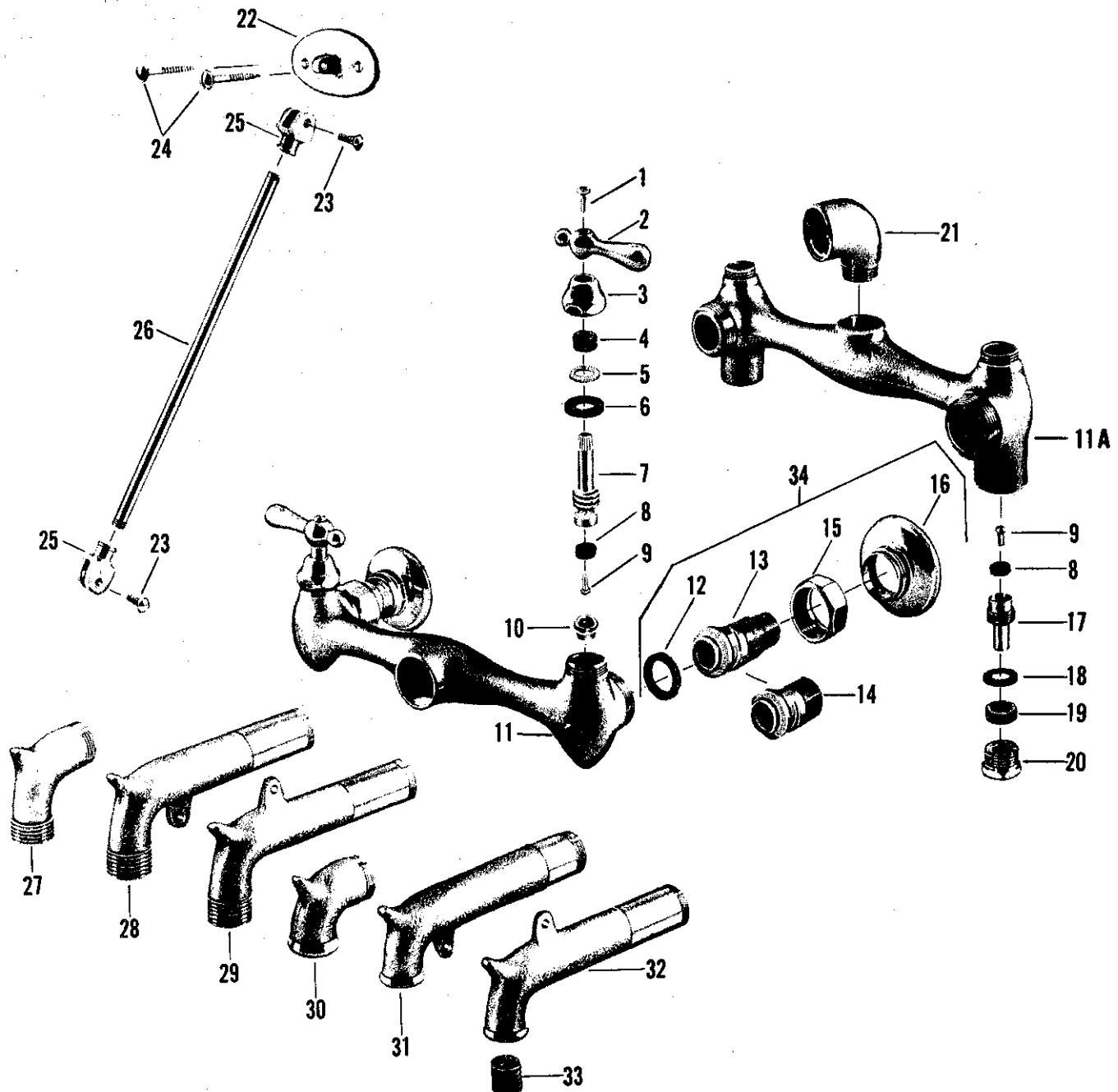
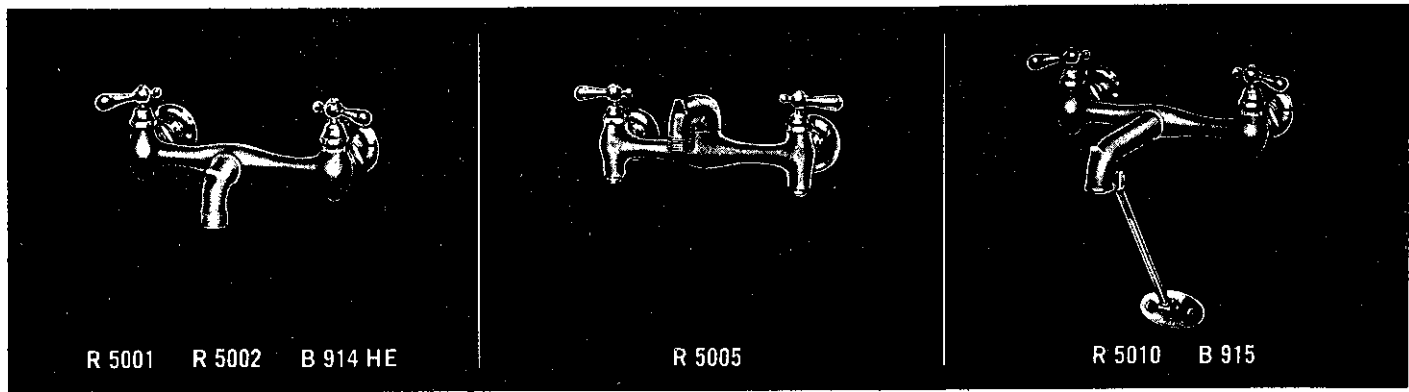
| no. | description | part no. | R 4300 B 937 | R 4302 B 939 | R 4310 R 4311 B 1080 B 1082 | R 4312 R 4313 B 1085 B 1087 | R 4314 B 1095 | R 2300 R 2301 B 780 | B 781 |
|-----|-------------------------------------|----------|-----------------|-----------------|--------------------------------------|--------------------------------------|------------------|---------------------------|-------|
| 1 | Handle Screw | 173-01 | | | | | | | |
| 2 | Handle - Specify Index | 1190-02 | | | | | | | |
| 3 | Cap | 21437-02 | | | | | | | |
| 4 | Stem Packing | 1311-07 | | | | | | | |
| 5 | Brass Washer | 21625-08 | | | | | | | |
| 6 | Cap Washer | 1044-07 | | | | | | | |
| 7 | Stem w/washer & Screw - R.H. Thread | 20731-02 | | | | | | | |
| | Stem w/washer & Screw - L.H. Thread | 21451-02 | | | | | | | |
| 8 | Seat Washer | 441-07 | | | | | | | |
| 9 | Seat Washer Screw | 159-17 | | | | | | | |
| 10 | Re-Nu Sleeve - R.H. Thread | 20336-08 | | | | | | | |
| | Re-Nu Sleeve - L.H. Thread | 20563-08 | | | | | | | |
| 11 | Spout Ball Ell | 37824-02 | | | | | | | |
| 11A | Spout Ball Ell | 20117-02 | | | | | | | |
| 11B | Spout Ball Ell | 37917-02 | | | | | | | |
| 12 | Spout Cap | 62025-02 | | | | | | | |
| 12A | Spout Cap | 19117-02 | | | | | | | |
| 13 | Packing Gland | 62024-08 | | | | | | | |
| 14 | Spout Packing | 389-07 | | | | | | | |
| 15 | Spacer Washer | 37772-08 | | | | | | | |
| 16 | Split Ring | 37823-08 | | | | | | | |
| 17 | Body | 19954-02 | | | | | | | |
| 17A | Body 3 3/4" Spout (R 2300) | 19952-02 | | | | | | | |
| | Body - 4 3/4" Spout (R 2301) | 37120-02 | | | | | | | |
| 17B | Body | 37626-02 | | | | | | | |
| 17C | Body | 37109-02 | | | | | | | |
| 17D | Body - R.H. | 37915-02 | | | | | | | |
| | Body - L.H. | 37916-02 | | | | | | | |
| 18 | Iron Washer | 1520-08 | | | | | | | |
| 19 | Lock Nut | 24446-08 | | | | | | | |
| 20 | Coupling Washer | 112-07 | | | | | | | |
| 21 | Twin Connection S/A | 5074-08 | | | | | | | |
| 22 | Coupling Nut | 24220-08 | | | | | | | |
| 23 | Base | 20000-02 | | | | | | | |
| 24 | Friction Washer | 54538-09 | | | | | | | |
| 25 | Lock Nut | 300-27 | | | | | | | |
| 26 | Male Shank | 20466-02 | | | | | | | |
| 27 | Female Shank | 20408-02 | | | | | | | |
| 28 | Adjustable Flange | 609-22 | | | | | | | |
| 29 | Gooseneck | 96024-02 | | | | | | | |
| 30 | Spout | 41873-02 | | | | | | | |
| 31 | Gooseneck | 41104-02 | | | | | | | |
| 32 | Gooseneck | 65696-02 | | | | | | | |
| 33 | Fork | 652-12 | | | | | | | |
| 34 | Lead Ring | 20266-08 | | | | | | | |
| 35 | Hose & Spray S/A | 8158-02 | | | | | | | |
| 36 | Spout w/regulator | 65701-02 | | | | | | | |
| 37 | Stream Regulator | 33995-08 | | | | | | | |
| 37A | Stream Regulator | 33952-08 | | | | | | | |
| 38 | Spout Cap Washer | 1323-07 | | | | | | | |
| 39 | Brass Washer | 21824-08 | | | | | | | |
| 40 | Split Ring | 21559-08 | | | | | | | |

Note - If 1/4" S.P.S. Swivel is required for above Fittings using Coupling Nut #24220-08, specify part #95-15

Service Sink Faucets

Renewable Seats

KISSLER & CO., INC.



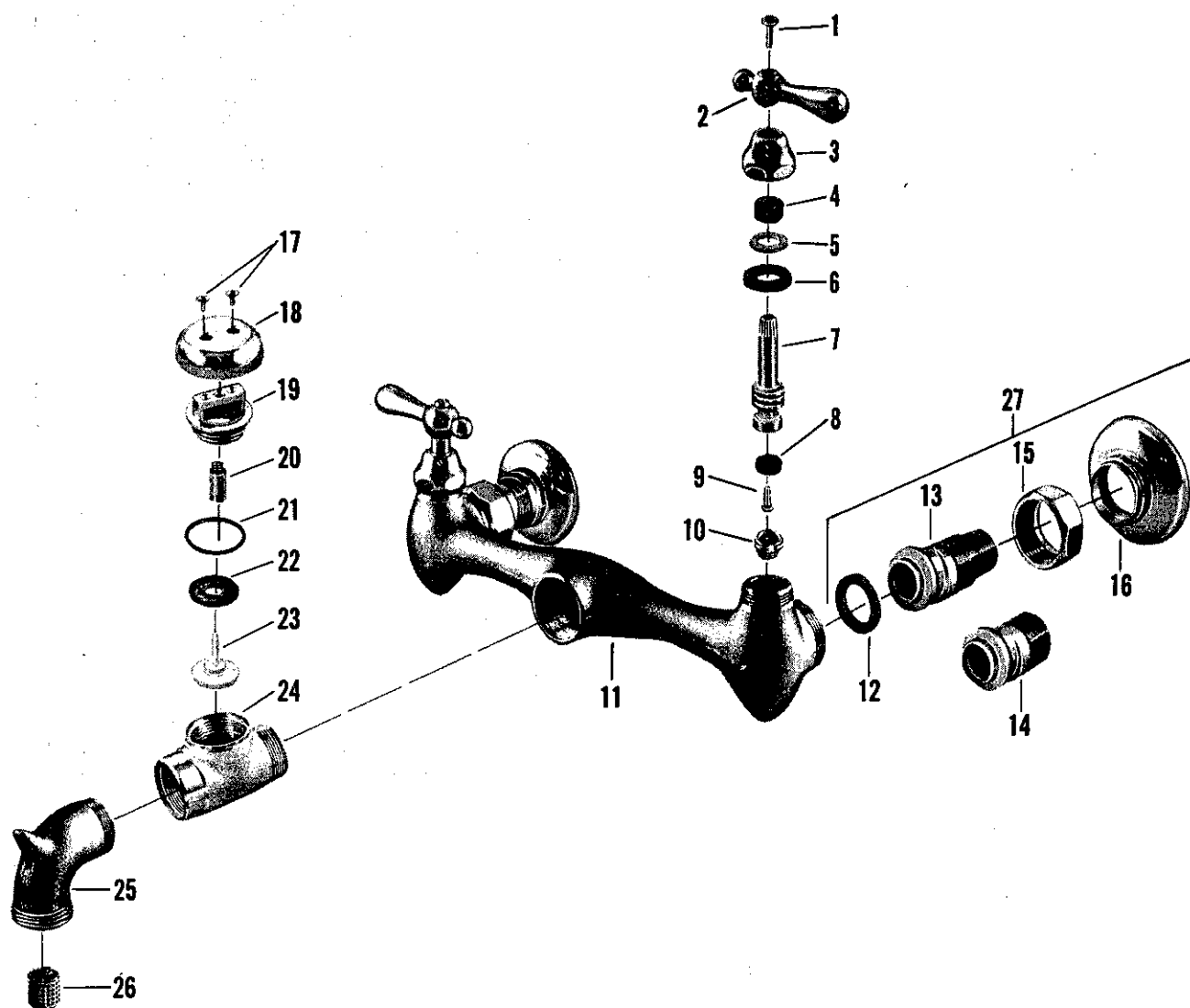
| no. | description | part no. | R 5000 | R 5010 B | R 5004 | R 5014 B |
|-----|--|----------|--------|----------|--------|----------|
| | | | R 5001 | R 5010 T | R 5005 | R 5014 T |
| | | | R 5002 | R 5012 B | R 5006 | R 5016 B |
| | | | R 5003 | R 5012 T | R 5007 | R 5016 T |
| 1 | Handle Screw | 173-01 | | | | |
| 2 | Handle - Specify Index | 1185-12 | | | | |
| 3 | Cap | 21436-04 | | | | |
| 4 | Stem Packing | 1311-07 | | | | |
| 5 | Brass Washer | 21625-08 | | | | |
| 6 | Cap Washer | 125-07 | | | | |
| 7 | Stem w/washer & Screw - Hot - R.H. Thread | 21659-02 | | | | |
| | Stem w/washer & Screw - Cold - L.H. Thread | 21658-02 | | | | |
| 8 | Seat Washer | 441-07 | | | | |
| 9 | Seat Washer Screw | 159-17 | | | | |
| 10 | Seat | 174-14 | | | | |
| 11 | Body w/seats | 8086-04 | | | | |
| 11A | Body w/seats | 8087-04 | | | | |
| 12 | Coupling Washer | 456-07 | | | | |
| 13 | Male Shank | 20428-02 | | | | |
| 14 | Female Shank | 20427-02 | | | | |
| 15 | Coupling Nut | 1233-22 | | | | |
| 16 | Adjustable Flange | 609-22 | | | | |
| 17 | Regulating Stem w/washer & Screw | 65534-04 | | | | |
| 18 | Brass Washer | 21650-08 | | | | |
| 19 | Packing | 1349-37 | | | | |
| 20 | Packing Nut | 65535-02 | | | | |
| 21 | Spout Ell | 34310-04 | | | | |
| 22 | Brace Plate | 20106-04 | | | | |
| 23 | Brace Holder Screw | 170-02 | | | | |
| 24 | Wood Screw | 1248-01 | | | | |
| 25 | Brace Holder | 20100-04 | | | | |
| 26 | 3/8" x 9 1/8" Brace Tube | 95023-04 | | | | |
| | 3/8" x 10 1/2" Brace Tube | 40976-04 | | | | |
| 27 | Short Spout - Hose End | 34308-04 | | | | |
| 28 | Long Spout - Hose End - Bottom Bracket | 20676-04 | | | | |
| 29 | Long Spout - Hose End - Top Bracket | 20555-04 | | | | |
| 30 | Short Spout - Plain End | 34309-04 | | | | |
| 31 | Long Spout - Plain End - Bottom Bracket | 20151-04 | | | | |
| 32 | Long Spout - Plain End - Top Bracket | 20548-04 | | | | |
| 33 | Stream Regulator - Plain End Spouts | 33955-08 | | | | |
| | Stream Regulator - Hose End Spouts | 33953-08 | | | | |
| 34 | Male Shank S/A | 14318-02 | | | | |
| | Female Shank S/A - (Parts 12-14-15-16) | 14319-02 | | | | |

Service Sink Faucets

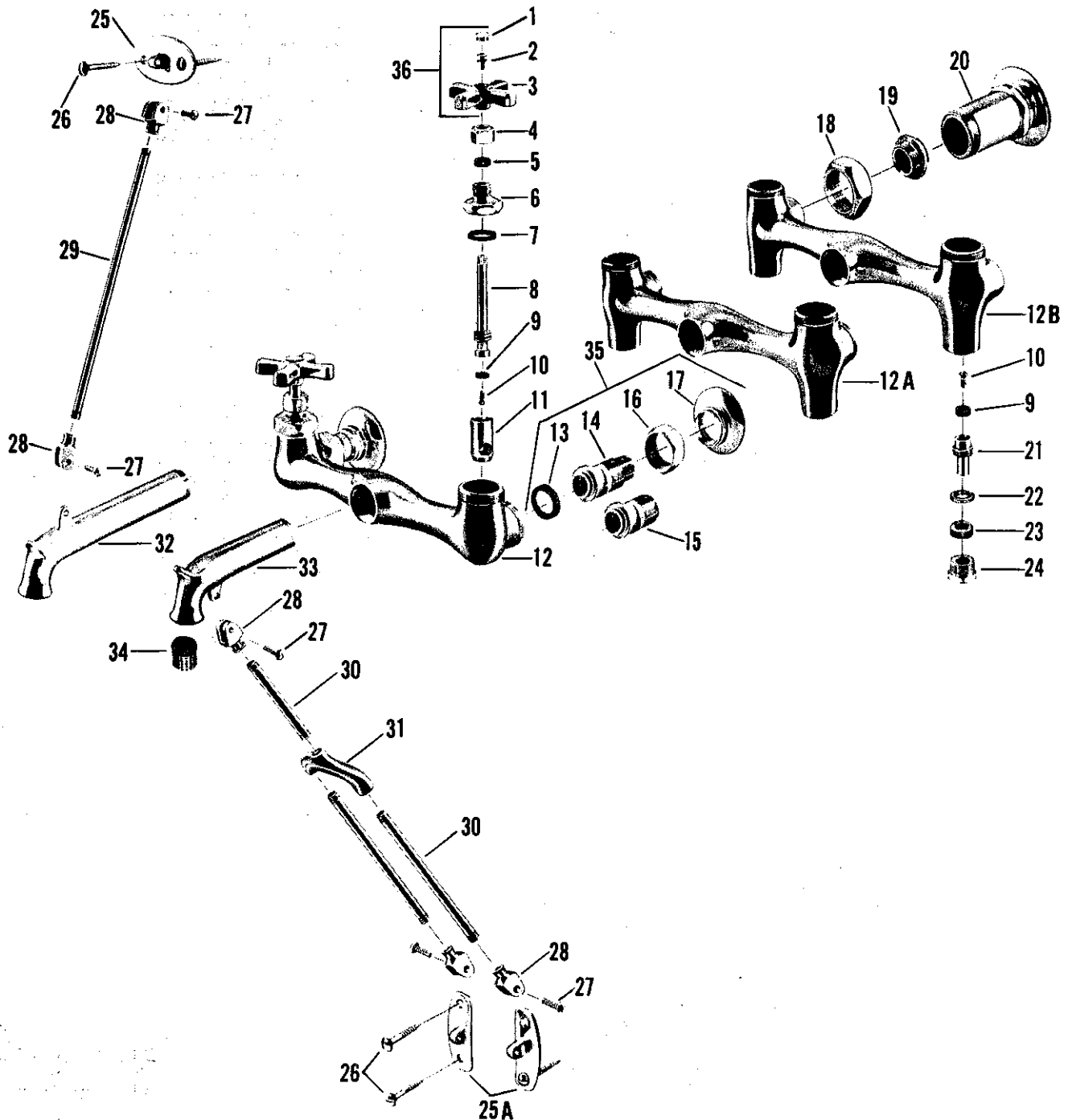
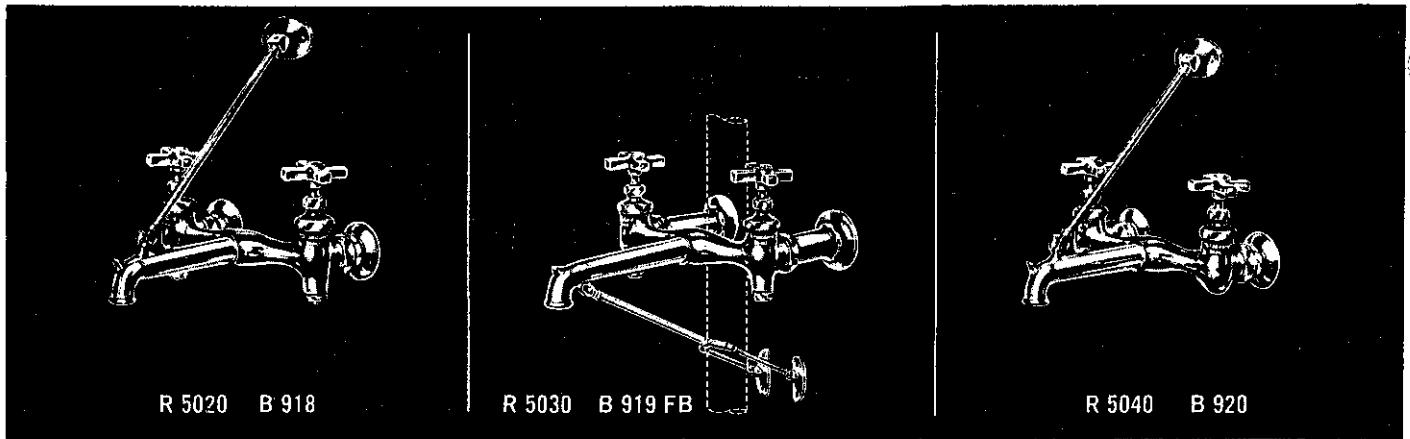
Backflow Preventer—Renewable Seats

KISSLER & CO., INC.

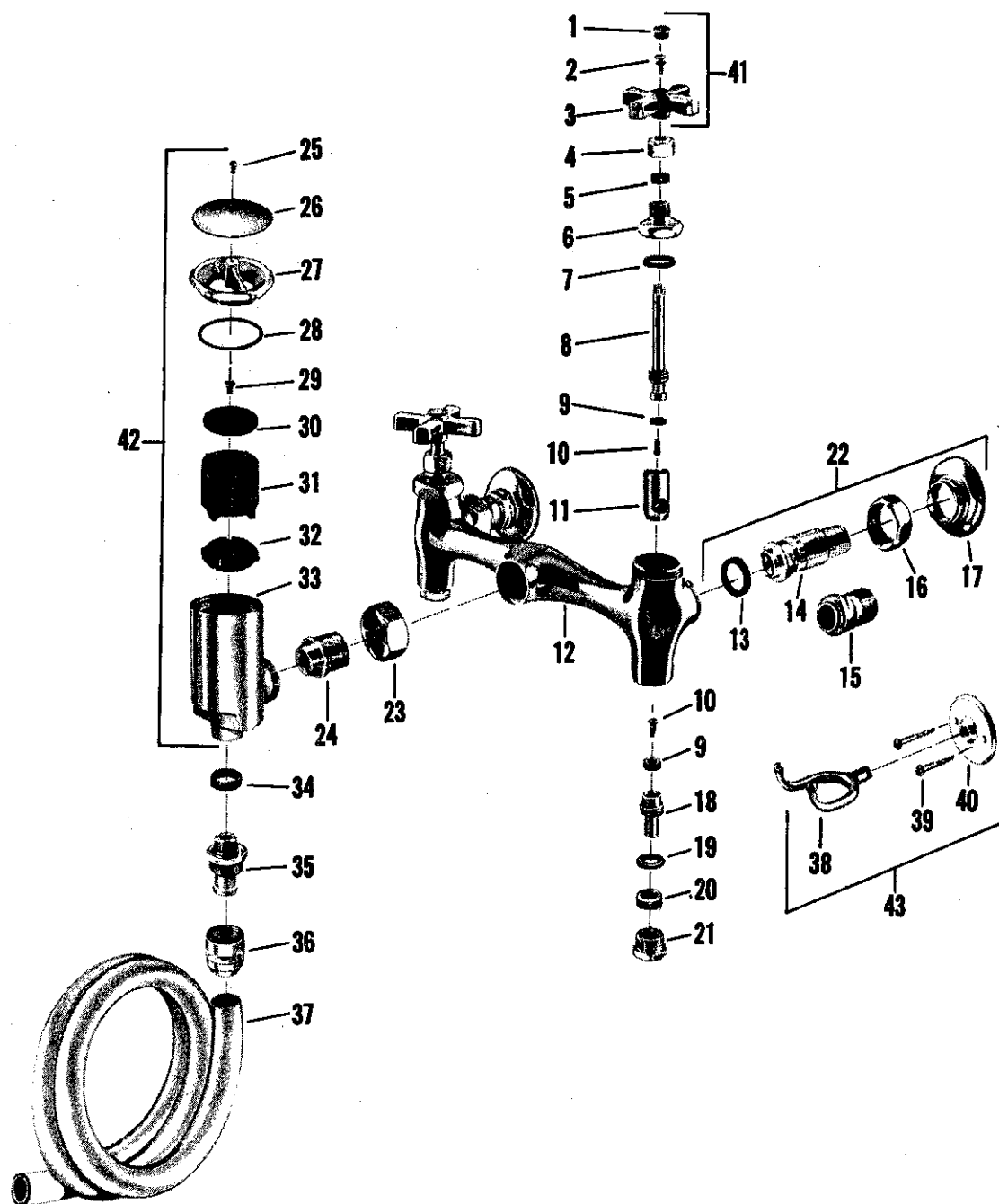
R 5001 VB



| no. | description | part no. | R 5001 VB | R 5003 VB |
|-----|-------------------------|----------|-----------|-----------|
| 1 | Handle Screw | 173-01 | | |
| 2 | Handle - Specify Index | 1185-12 | | |
| 3 | Cap | 21436-04 | | |
| 4 | Stem Packing | 1311-07 | | |
| 5 | Brass Washer | 21625-08 | | |
| 6 | Cap Washer | 125-07 | | |
| 7 | Stem w/washer & Screw | 21659-02 | | |
| | R.H. Thread Hot Side | | | |
| | Stem w/washer & Screw | 21658-02 | | |
| | L.H. Thread Cold Side | | | |
| 8 | Seat Washer | 441-07 | | |
| 9 | Seat Washer Screw | 159-17 | | |
| 10 | Seat | 174-14 | | |
| 11 | Body w/seats | 8086-04 | | |
| 12 | Coupling Washer | 456-07 | | |
| 13 | Male Eccentric Shank | 20428-02 | | |
| 14 | Female Eccentric Shank | 20427-02 | | |
| 15 | Coupling Nut | 1233-22 | | |
| 16 | Adjustable Flange | 609-22 | | |
| 17 | Screw | 25665-02 | | |
| 18 | Cover | 25661-02 | | |
| 19 | Cap | 25662-04 | | |
| 20 | Guide | 25664-08 | | |
| 21 | Cap Washer | 25667-07 | | |
| 22 | Seat Washer | 25663-07 | | |
| 23 | Seat Washer Holder | 25666-07 | | |
| 24 | Backflow Preventer Body | 25639-04 | | |
| 25 | Spout | 34308-04 | | |
| 26 | Stream Regulator | 33953-08 | | |
| 27 | Assembled Male Shank | 14318-02 | | |
| | Assembled Female Shank | 14319-02 | | |
| | (Parts 12-14-15-16) | | | |



| no. | description | part no. | R 5020 | R 5022 B 918 | R 5030 B 919 FB | R 5040 | R 5042 B 920 |
|-----|--|----------|--------|-----------------|--------------------|--------|-----------------|
| 1 | Button - Specify Index | 1255-12 | | | | | |
| 2 | Screw w/Lock Washer | 264-17 | | | | | |
| 3 | Handle | 1186-12 | | | | | |
| 4 | Stuffing Nut | 25015-02 | | | | | |
| 5 | Stem Packing | 1311-07 | | | | | |
| 6 | Stuffing Box Cap | 19014-02 | | | | | |
| 7 | Cap Washer | 52-07 | | | | | |
| 8 | Stem w/washer & Screw - Hot or Cold | 19242-02 | | | | | |
| 9 | Seat Washer | 442-07 | | | | | |
| 10 | Seat Washer Screw | 159-17 | | | | | |
| 11 | Re-Nu Sleeve - Hot or Cold | 20651-08 | | | | | |
| 12 | Body | 65417-02 | | | | | |
| 12A | Body | 66010-02 | | | | | |
| 12B | Body | 37093-02 | | | | | |
| 13 | Coupling Washer | 456-07 | | | | | |
| 14 | Male Shank | 20428-02 | | | | | |
| 15 | Female Shank | 20427-02 | | | | | |
| 16 | Coupling Nut | 24186-02 | | | | | |
| 17 | Adjustable Flange | 609-22 | | | | | |
| 18 | Swivel Nut | 24657-02 | | | | | |
| 19 | Ground Joint Swivel | 39537-08 | | | | | |
| 20 | Ground Joint Shank | 65575-02 | | | | | |
| 21 | Regulating Stem w/washer & Screw | 21693-04 | | | | | |
| 22 | Brass Washer | 21625-08 | | | | | |
| 23 | Packing | 333-17 | | | | | |
| 24 | Packing Nut | 25032-02 | | | | | |
| 25 | Brace Plate | 20106-02 | | | | | |
| 25A | Brace Plate | 65517-02 | | | | | |
| 26 | Screw for Brace Plate | 1248-01 | | | | | |
| 27 | Screw for Brace Holder | 170-02 | | | | | |
| 28 | Brace Tube Holder | 20100-02 | | | | | |
| 29 | 3/8" x 10" Brace Tube | 20105-02 | | | | | |
| | 3/8" x 10 1/2" Brace Tube | 40976-02 | | | | | |
| 30 | 3/8" x 4 3/4" Brace Tube | 41094-02 | | | | | |
| 31 | Yoke for Brace | 65518-02 | | | | | |
| 32 | Spout, Top Bracket | 65692-02 | | | | | |
| | Spout, Top Bracket | 22272-02 | | | | | |
| 33 | Spout, Bottom Bracket | 22270-02 | | | | | |
| | Spout, Bottom Bracket | 36492-02 | | | | | |
| 34 | Stream Regulator | 33955-08 | | | | | |
| 35 | Male Shank S/A | 7830-02 | | | | | |
| | Female Shank S/A - (Parts 13-15-16-17) | 13758-02 | | | | | |
| 36 | Handle S/A - Specify Index | 9171-02 | | | | | |

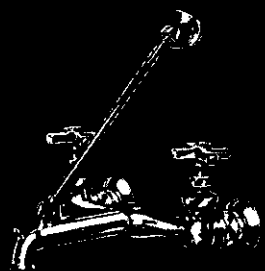


| no. | description | part no. | R 5025 | R 5027 |
|-----|----------------------------------|----------|--------|--------|
| 1 | Button - Specify Index | 1255-12 | | |
| 2 | Handle Screw | 264-17 | | |
| 3 | Handle | 1186-12 | | |
| 4 | Stuffing Nut | 25015-02 | | |
| 5 | Stem Packing | 1311-07 | | |
| 6 | Cap | 19014-02 | | |
| 7 | Cap Washer | 52-07 | | |
| 8 | Stem w/washer & Screw | 19242-02 | | |
| 9 | Seat Washer | 442-07 | | |
| 10 | Seat Washer Screw | 159-17 | | |
| 11 | Re-Nu Sleeve | 20651-08 | | |
| 12 | Body | 66010-02 | | |
| 13 | Coupling Washer | 456-07 | | |
| 14 | Male Eccentric Shank | 20428-02 | | |
| 15 | Female Eccentric Shank | 20427-02 | | |
| 16 | Coupling Nut | 24186-02 | | |
| 17 | Adjustable Flange | 609-22 | | |
| 18 | Regulating Stem w/washer & Screw | 21693-04 | | |
| 19 | Brass Washer | 21625-08 | | |
| 20 | Packing | 333-17 | | |
| 21 | Packing Nut | 25032-02 | | |
| 22 | Assembled Male Shank | 7830-02 | | |
| | Assembled Female Shank | | | |
| | (Parts 13-15-16-17) | 13758-02 | | |
| 23 | Swivel Nut | 24186-02 | | |
| 24 | Swivel | 23941-02 | | |
| 25 | Screw | 1786-01 | | |
| 26 | Shield | 65501-02 | | |
| 27 | Cap | 66059-02 | | |
| 28 | Cap Washer | 86-17 | | |
| 29 | Guide Screw | 403-17 | | |
| 30 | Seat Washer | 85-17 | | |
| 31 | Float | 368-17 | | |
| 32 | Float Disc | 367-17 | | |
| 33 | Vacuum Breaker Body | 66042-02 | | |
| 34 | Washer | 1324-07 | | |
| 35 | Male Hose Connection | 654-12 | | |
| 36 | Female Hose Connection | 655-12 | | |
| 37 | Hose | 20594-07 | | |
| 38 | Fork for Hose | 652-12 | | |
| 39 | Screw | 1129-01 | | |
| 40 | Flange | 651-22 | | |
| 41 | Handle S/A - Specify Index | 9171-02 | | |
| 42 | Vacuum Breaker S/A | 11941-02 | | |
| 43 | Fork S/A | 11350-02 | | |


Service Sink Faucets

Stops in Shank—RE-NU


KISSLER & CO., INC.



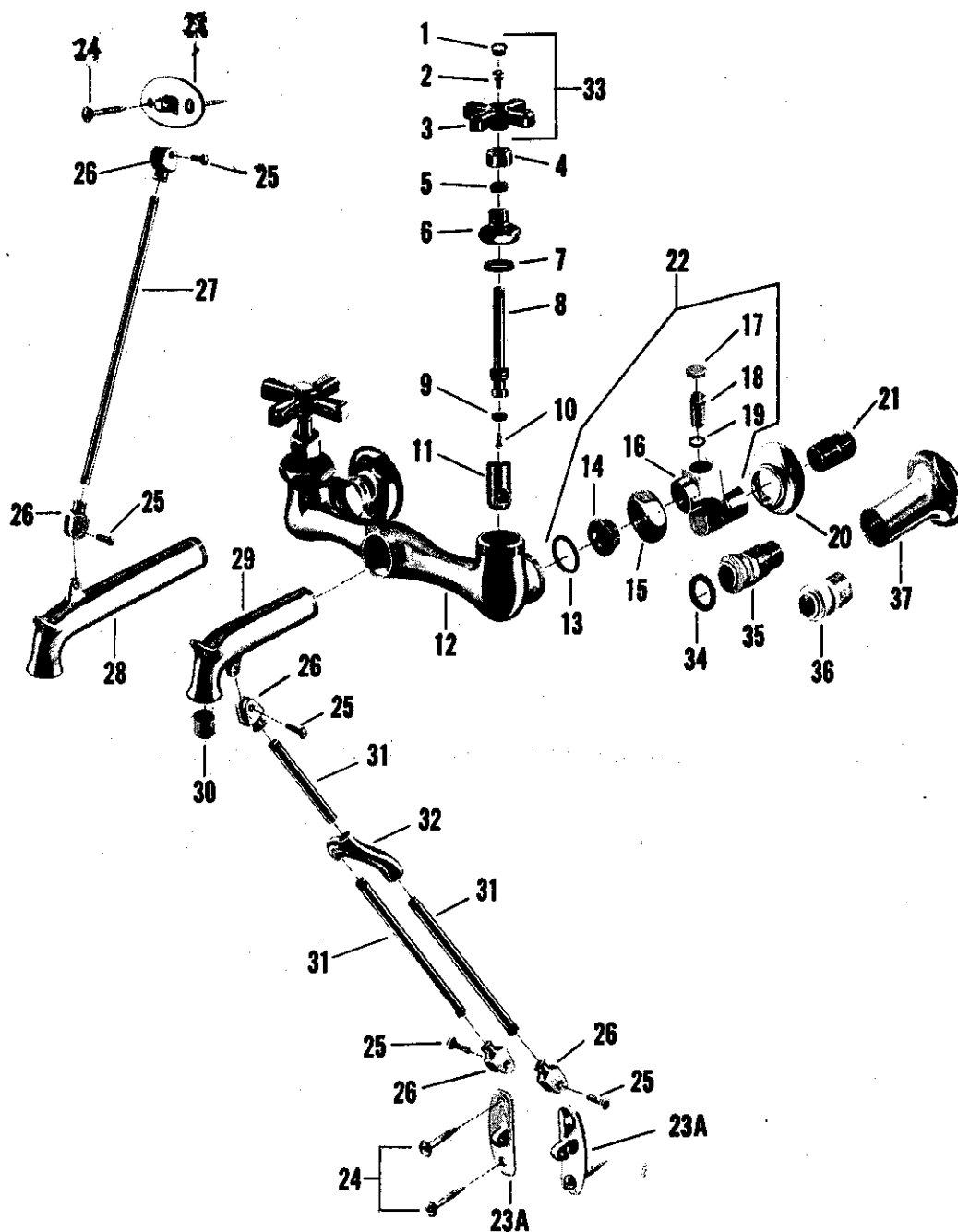
R 5040 T



R 5070 T



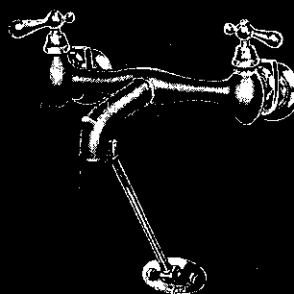
R 5080



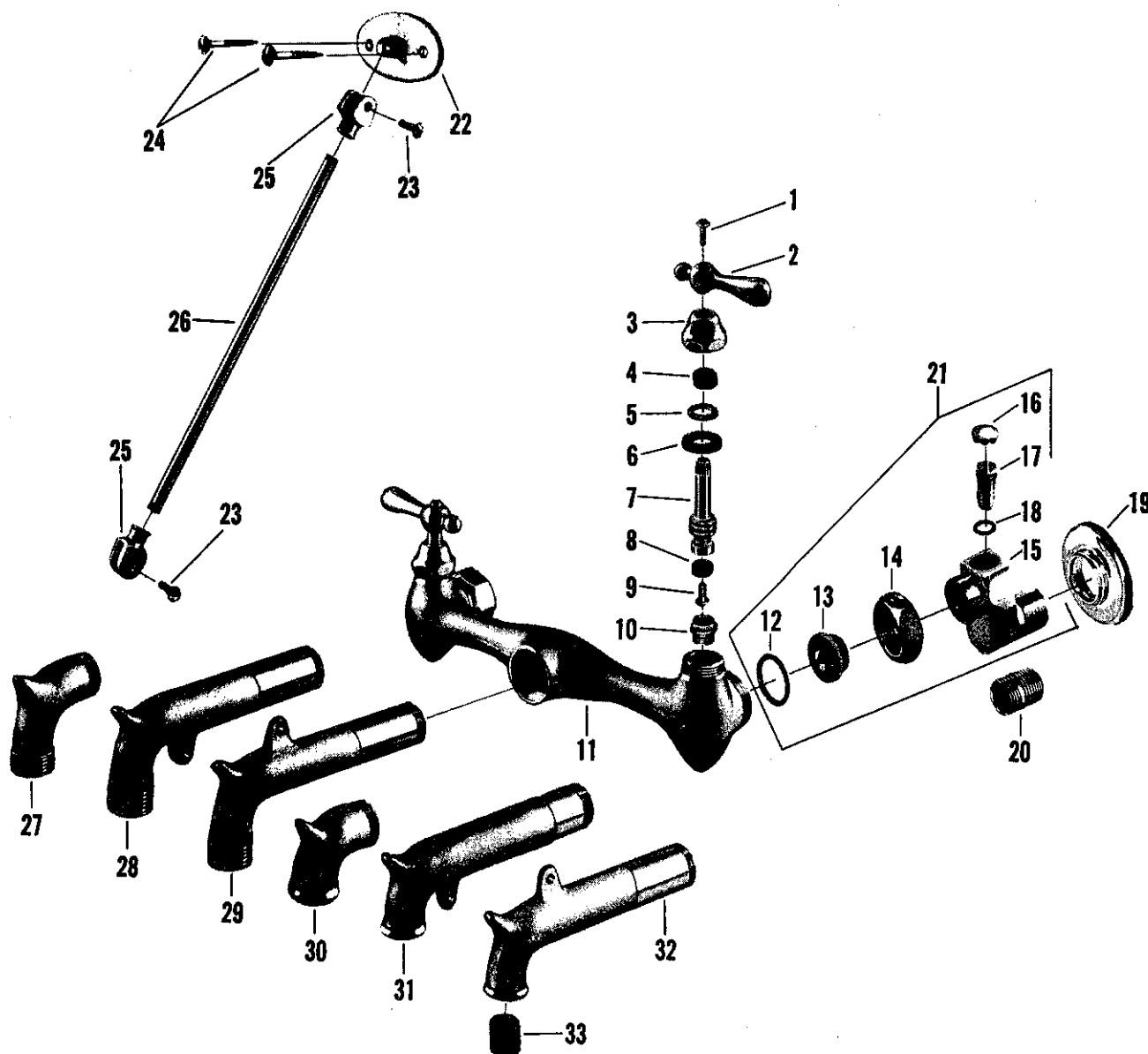
| no. | description | part no. | R 5072 B R 5072 T R 5070 B R 5070 T | R 5080 | R 5040 T R 5040 B R 5042 T R 5042 B |
|----------------|---|----------|--|--------|--|
| 1 | Button - Specify Index | 1255-12 | | | |
| 2 | Handle Screw | 264-17 | | | |
| 3 | Handle | 1186-12 | | | |
| 4 | Stuffing Nut | 25015-02 | | | |
| 5 | Stem Packing | 1311-07 | | | |
| 6 | Cap | 19014-02 | | | |
| 7 | Cap Washer | 52-07 | | | |
| 8 | Stem w/washer & Screw | 19242-02 | | | |
| 9 | Seat Washer | 442-07 | | | |
| 10 | Seat Washer Screw | 159-17 | | | |
| 11 | Re-Nu Sleeve | 20651-08 | | | |
| 12 | Body | 25643-02 | | | |
| 13 | Coupling Washer | 487-07 | | | |
| 14 | Collar | 39637-08 | | | |
| 15 | Coupling Nut | 1233-22 | | | |
| 16 | Shank Body | 25641-02 | | | |
| 17 | Button - Specify Plain | 55906-02 | | | |
| 18 | Regulating Stem | 25642-08 | | | |
| 19 | "O" Ring | 1799-07 | | | |
| 20 | Shank Flange | 609-22 | | | |
| 21 | Shank Nipple | 39525-08 | | | |
| 22 | Shank S/A (Parts 13 thru 19) | 7860-02 | | | |
| 23 | Brace Plate | 20106-02 | | | |
| 23A | Brace Plate | 65517-02 | | | |
| 24 | Screw for Brace Plate | 1248-01 | | | |
| 25 | Screw for Brace Holder | 170-02 | | | |
| 26 | Brace Tube Holder | 20100-02 | | | |
| 27 | Brace Tube (10 3/4" Long) | 95006-02 | | | |
| | Brace Tube (10" Long) | 20105-02 | | | |
| 28 | Spout (Top Brace) | 65692-02 | | | |
| 29 | Spout (Bottom Brace) | 22270-02 | | | |
| | Spout (Bottom Brace) | 36492-02 | | | |
| 30 | Stream Regulator | 33955-08 | | | |
| 31 | Brace Tube (4 3/4" Long) | 41094-02 | | | |
| 32 | Yoke for Brace | 65518-02 | | | |
| 33 | Handle S/A (Parts 1-2-3) | 9171-02 | | | |
| 34 | Coupling Washer | 456-07 | | | |
| 35 | Male Eccentric Shank | 20428-02 | | | |
| 36 | Female Eccentric Shank | 20427-02 | | | |
| 37 | Shank extension | 25646-02 | | | |
| Sub-assemblies | | | | | |
| | Female Shank S/A (Parts 15-20-34-36) | 14319-02 | | | |
| | Male Shank S/A (Parts 15-20-34-35) | 14318-02 | | | |



R 5075



R 5086 B

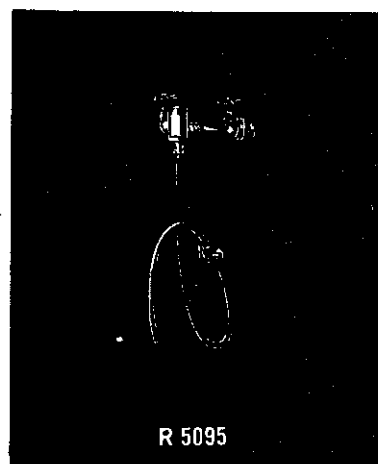


| no. | description | part no. | R 5074 R 5075 R 5076 R 5077 | R 5084 B R 5084 T R 5086 B R 5086 T |
|-----|--|----------|--------------------------------------|--|
| 1 | Handle Screw | 173-01 | | |
| 2 | Handle - Specify Index | 1185-12 | | |
| 3 | Cap | 21436-04 | | |
| 4 | Packing | 1311-07 | | |
| 5 | Brass Washer | 21625-08 | | |
| 6 | Cap Washer | 125-07 | | |
| 7 | Stem w/washer & Screw R.H. Thread | 21659-02 | | |
| | Stem w/washer & Screw L.H. Thread | 21658-02 | | |
| 8 | Seat Washer | 441-07 | | |
| 9 | Seat Washer Screw | 159-17 | | |
| 10 | Seat | 174-14 | | |
| 11 | Body w/seats | 8086-04 | | |
| 12 | Coupling Washer | 487-07 | | |
| 13 | Collar | 39637-08 | | |
| 14 | Coupling Nut | 1233-22 | | |
| 15 | Shank Body | 25641-02 | | |
| 16 | Button - Specify Plain | 55906-02 | | |
| 17 | Regulating Stem | 25642-08 | | |
| 18 | "O" Ring | 1799-07 | | |
| 19 | Shank Flange | 609-22 | | |
| 20 | Nipple (R 5074, R 5075, R 5084 B & R 5084 T only) | 39525-08 | | |
| 21 | Shank S/A (Parts 12 thru 18) | 7860-02 | | |
| 22 | Brace Plate | 20106-04 | | |
| 23 | Brace Holder Screw | 170-02 | | |
| 24 | Wood Screws | 1248-01 | | |
| 25 | Brace Holder | 20100-04 | | |
| 26 | Brace Tube | 38913-04 | | |
| 27 | Short Spout (Hose End) | 34308-04 | | |
| 28 | Long Spout (Hose End-Bottom Br.) | 20676-04 | | |
| 29 | Long Spout (Hose End-Top Br.) | 20555-04 | | |
| 30 | Short Spout (Plain End) | 34309-04 | | |
| 31 | Long Spout (Plain End-Bottom Br.) | 20151-04 | | |
| 32 | Long Spout (Plain End-Top Br.) | 20548-04 | | |
| 33 | Stream Regulator (Plain End Spouts) | 33955-08 | | |
| | Stream Regulator (Hose End Spouts) | 33953-08 | | |

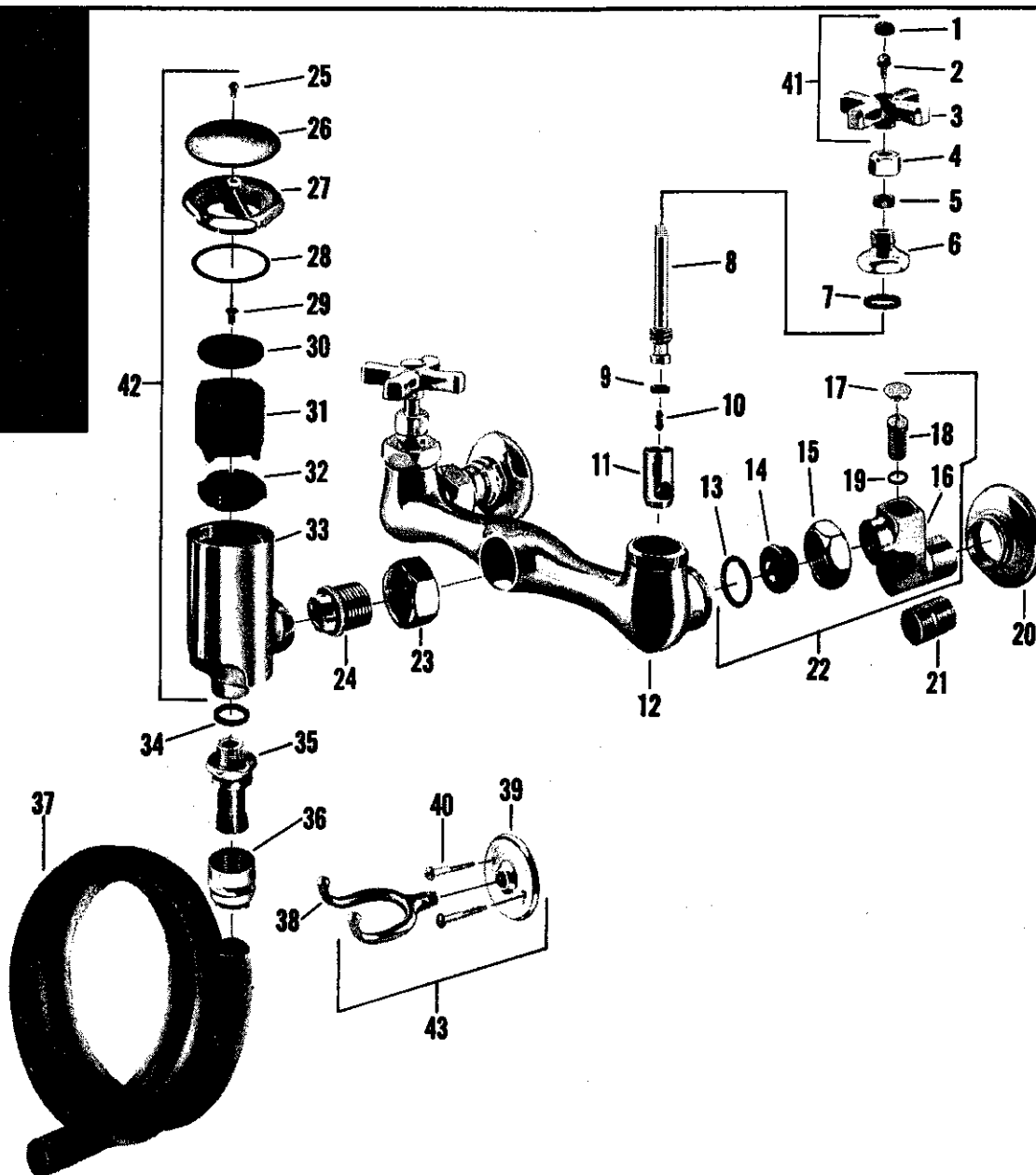
Service Sink Faucets

Stops in Shank—RE-NU

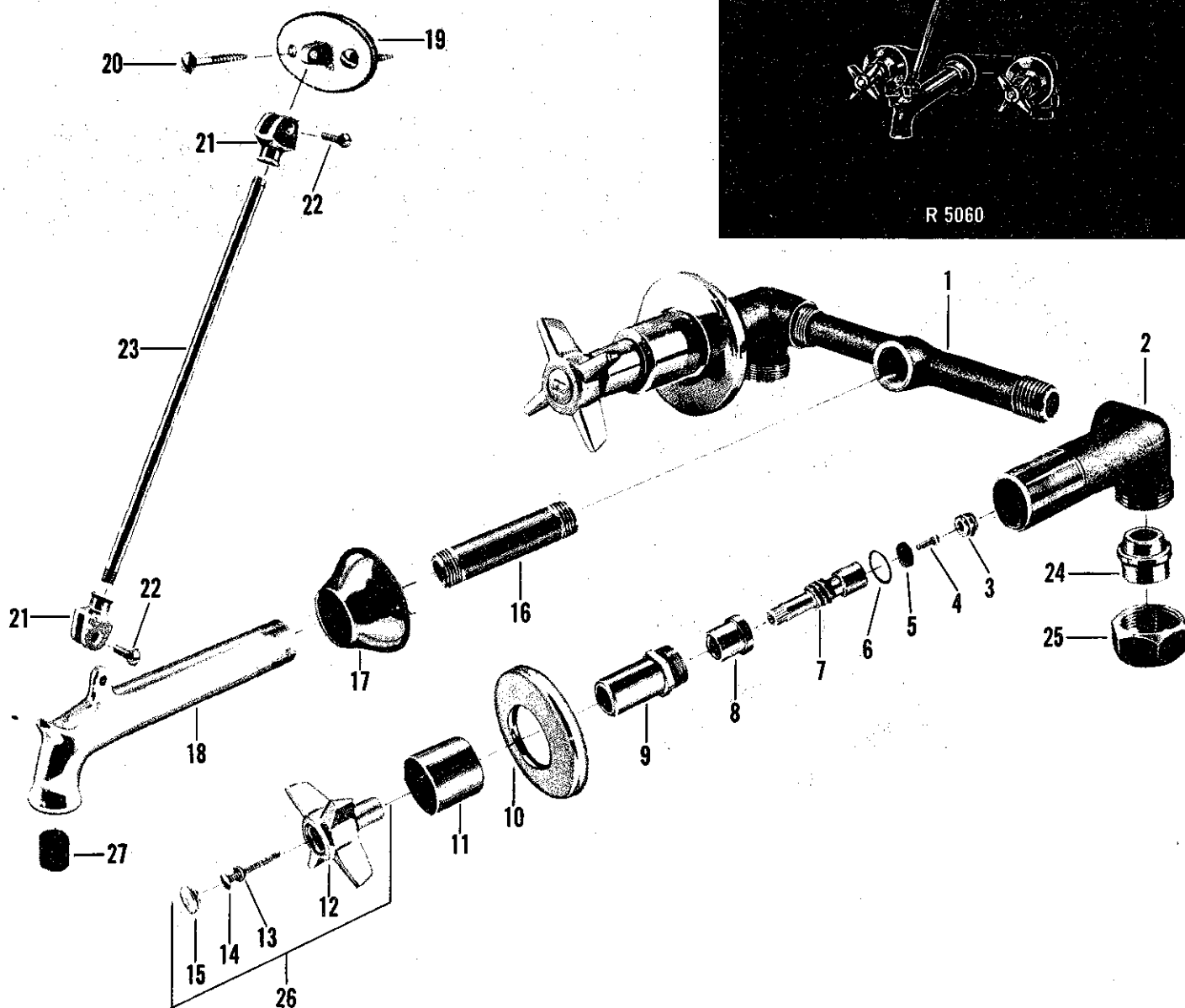
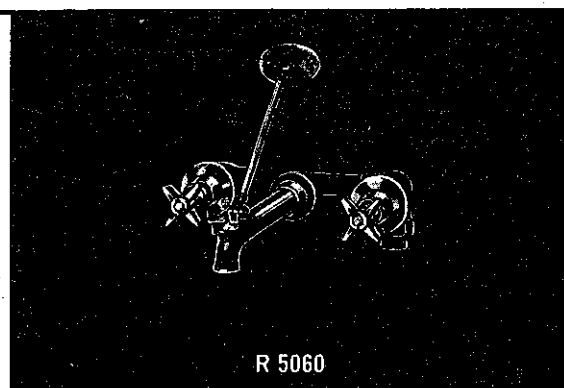
KISSLER & CO., INC.



R 5095



| no. | description | part no. | R 5095 | R 5097 | no. | description | part no. | R 5095 | R 5097 |
|-----|------------------------|----------|--------|--------|-----|---|----------|--------|--------|
| 1 | Button - Specify Index | 1255-12 | | | 24 | Swivel | 23941-02 | | |
| 2 | Handle Screw | 264-17 | | | 25 | Screw | 1786-01 | | |
| 3 | Handle | 1186-12 | | | 26 | Shield | 65501-02 | | |
| 4 | Stuffing Nut | 25015-02 | | | 27 | Cap | 66059-02 | | |
| 5 | Stem Packing | 1311-07 | | | 28 | Cap Washer | 86-17 | | |
| 6 | Cap | 19014-02 | | | 29 | Guide Screw | 403-17 | | |
| 7 | Cap Washer | 52-07 | | | 30 | Seat Washer | 85-17 | | |
| 8 | Stem w/washer & Screw | 19242-02 | | | 31 | Float | 368-17 | | |
| 9 | Seat Washer | 442-07 | | | 32 | Float Disc | 367-17 | | |
| 10 | Seat Washer Screw | 159-17 | | | 33 | Vacuum Breaker Body | 66042-02 | | |
| 11 | Re-Nu Sleeve | 20651-08 | | | 34 | Washer | 1324-07 | | |
| 12 | Body | 25643-02 | | | 35 | Male Hose Connection | 654-12 | | |
| 13 | Coupling Washer | 487-07 | | | 36 | Female Hose Connection | 655-12 | | |
| 14 | Collar | 39637-08 | | | 37 | Hose | 20594-07 | | |
| 15 | Coupling Nut | 1233-22 | | | 38 | Fork for Hose | 652-12 | | |
| 16 | Shank Body | 25641-02 | | | 39 | Flange | 651-22 | | |
| 17 | Button - Specify Plain | 55906-02 | | | 40 | Screw | 1129-01 | | |
| 18 | Regulating Stem | 25642-08 | | | 41 | Handle S/A - Specify Index - (Parts 1-2-3) | 9171-02 | | |
| 19 | "O" Ring | 1799-07 | | | 42 | Vacuum Breaker S/A - (Parts 25 thru 33) | 11941-02 | | |
| 20 | Shank Flange | 609-22 | | | 43 | Fork S/A - (Parts 38-39-40) | 11350-02 | | |
| 21 | Shank Nipple | 39525-08 | | | | | | | |
| 22 | Shank S/A | 7860-02 | | | | | | | |
| 23 | Swivel Nut | 24186-02 | | | | | | | |

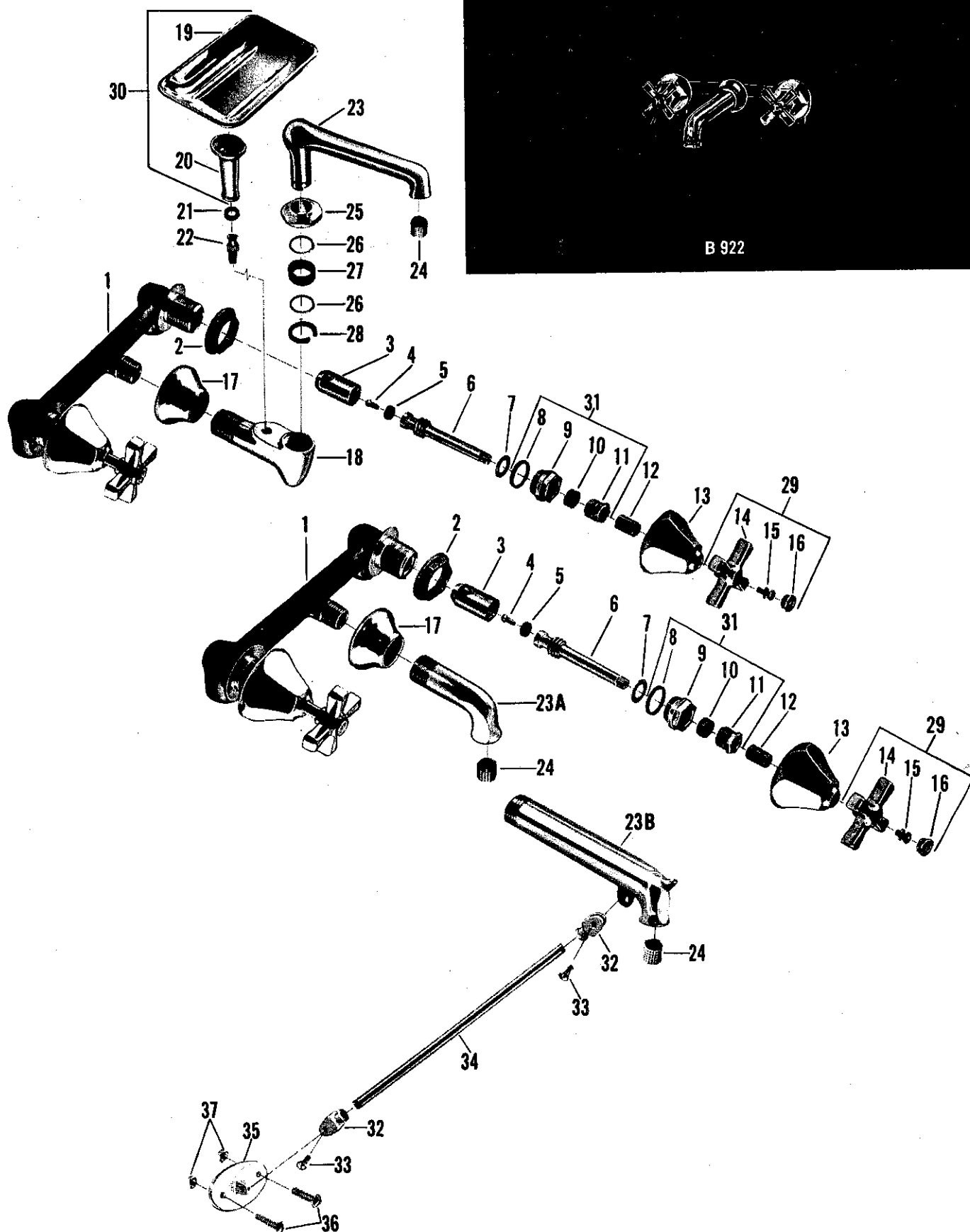


| no. | description | part no. | R 5060 T | R 5060 B | no. | description | part no. | R 5060 T | R 5060 B |
|-----|------------------------|----------|----------|----------|-----|----------------------------|----------|----------|----------|
| 1 | Tee | 25583-08 | | | 16 | 1/2" x 3 1/8" S.P.S. Pipe | 42957-08 | | |
| 2 | Body w/seat - R.H. | 8181-08 | | | 17 | Spout Escutcheon | 31206-02 | | |
| 3 | Body w/seat - L.H. | 8182-08 | | | 18 | Spout | 20982-02 | | |
| 4 | Seat | 862-14 | | | 19 | Spout | 20189-02 | | |
| 5 | Seat Washer Screw | 759-27 | | | 20 | Brace Plate | 20106-02 | | |
| 6 | Seat Washer | 858-17 | | | 21 | Wood Screw | 1248-01 | | |
| 7 | "O" Ring | 886-17 | | | 22 | Brace Tube Holder | 20100-02 | | |
| 8 | Stem w/washer & Screw | 25314-04 | | | 23 | Brace Holder Screw | 170-02 | | |
| 9 | Stem Nut | 854-17 | | | 24 | Brace Tube | 20107-02 | | |
| 10 | Lock Nut | 24966-02 | | | 25 | Swivel | 1836-07 | | |
| 11 | Escutcheon | 680-32 | | | 26 | Coupling Nut | 25513-08 | | |
| 12 | Escutcheon Holder | 25168-02 | | | 27 | Handle S/A - Specify Index | 9882-02 | | |
| 13 | Handle | 685-32 | | | | Stream Regulator | 33955-08 | | |
| 14 | Lock Washer | 269-09 | | | | Stem Assembly - | | | |
| 15 | Handle Screw | 281-27 | | | | (Parts 4-5-7-8) | 1048-24 | | |
| | Button - Specify Index | 55906-02 | | | | | | | |

Service Sink Faucets

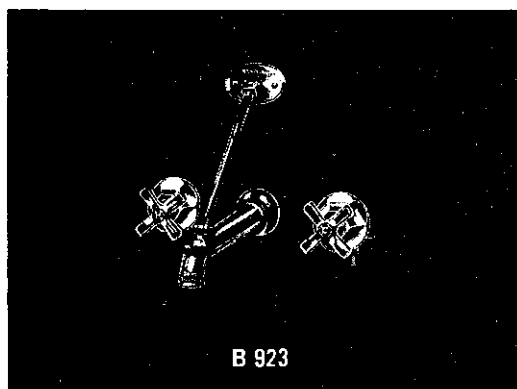
Standard Trim—RE-NU

KISSLER & CO., INC.

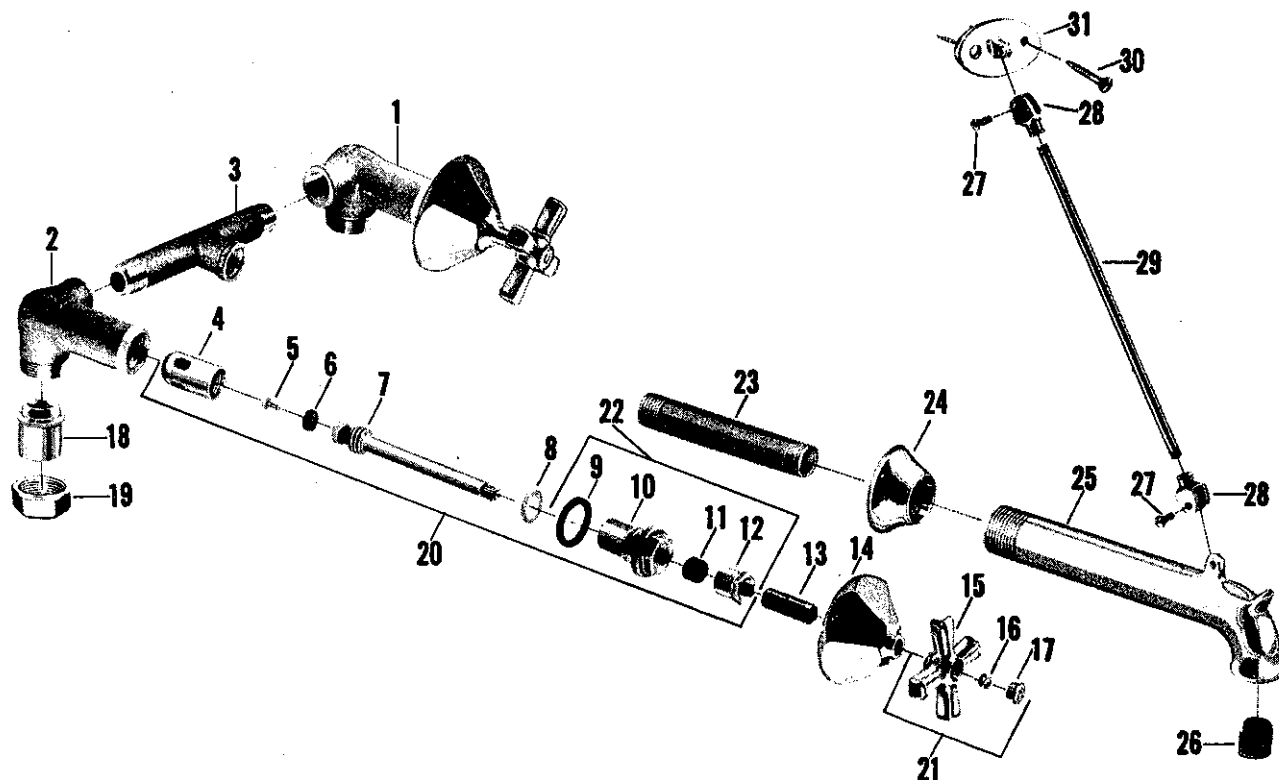


| no. | description | part no. | B 912 S | B 922 | B 925 |
|-----|-------------------------------------|----------|---------|-------|-------|
| 1 | Body - (One Piece) | 19987-08 | | | |
| | Body - (One Piece) | 19988-08 | | | |
| 2 | Lock Nut | 24526-08 | | | |
| 3 | Re-Nu Sleeve - Hot or Cold | 20336-08 | | | |
| 4 | Seat Washer Screw | 159-17 | | | |
| 5 | Seat Washer | 441-07 | | | |
| 6 | Stem w/washer & Screw - Hot or Cold | 19376-02 | | | |
| 7 | Brass Washer | 1167-17 | | | |
| 8 | Stuffing Box Washer | 73-07 | | | |
| 9 | Stuffing Box | 24659-08 | | | |
| | Stuffing Box | 182-27 | | | |
| 10 | Stem Packing | 1311-07 | | | |
| 11 | Stuffing Nut | 194-17 | | | |
| 12 | Escutcheon Nipple | 39994-05 | | | |
| 13 | Valve Escutcheon | 1256-22 | | | |
| 14 | Handle | 1186-12 | | | |
| 15 | Handle Screw | 264-17 | | | |
| 16 | Button - Specify Index | 1255-12 | | | |
| 17 | Spout Escutcheon | 31206-02 | | | |
| 18 | Spout Body | 20947-02 | | | |
| 19 | Soap Dish | 20972-02 | | | |
| 20 | Pedestal | 21516-02 | | | |
| 21 | Felt Washer | 72-07 | | | |
| 22 | Soap Dish Post | 39786-05 | | | |
| 23 | Spout | 21013-02 | | | |
| 23A | Spout | 20173-02 | | | |
| 23B | Spout | 20189-02 | | | |
| 24 | Stream Regulator | 33953-08 | | | |
| | Stream Regulator | 33955-08 | | | |
| 25 | Spout Nut | 67001-02 | | | |
| 26 | Friction Washer | 21316-08 | | | |
| 27 | Spout Packing | 416-07 | | | |
| 28 | Split Ring | 21588-08 | | | |
| 29 | Handle S/A - Specify Index | 9171-02 | | | |
| 30 | Soap Dish S/A | 16870-02 | | | |
| 31 | Stuffing Box S/A | 8109-08 | | | |
| | Stuffing Box S/A | 8111-08 | | | |
| 32 | Brace Tube Holder | 20100-02 | | | |
| 33 | Brace Tube Holder Screw | 170-02 | | | |
| 34 | Brace Tube | 20107-02 | | | |
| 35 | Brace Plate | 20106-02 | | | |
| 36 | Brace Plate Bolt | 48-12 | | | |
| 37 | Nut | 217-07 | | | |

Note - For B-912 less Soap Dish omit #20972-02, 21516-02, 72-07 & 39786-05 add Spout Body Plug part #60005-02



B 923




| no. | description | part no. | B 923 | no. | description | part no. | B 923 |
|-----|-----------------------|----------|-------|-----|----------------------------|----------|-------|
| 1 | Body R.H. | 37326-08 | | 17 | Button - Specify Index | 1255-12 | |
| 2 | Body L.H. | 37323-08 | | 18 | Swivel | 1836-07 | |
| 3 | Tee | 26821-08 | | 19 | Swivel Nut | 25513-08 | |
| 4 | Re-Nu Sleeve | 20336-08 | | 20 | Assembly Re-Nu Trim | 18293-02 | |
| 5 | Seat Washer Screw | 159-17 | | 21 | Handle S/A - Specify Index | 9171-02 | |
| 6 | Seat Washer | 441-07 | | 22 | Stuffing Box S/A | 8137-08 | |
| 7 | Stem w/washer & Screw | 36536-02 | | 23 | Spout Nipple | 41245-08 | |
| 8 | Brass Washer | 1167-17 | | 24 | Spout Escutcheon | 31206-02 | |
| 9 | Stuffing Box Washer | 408-17 | | 25 | Spout | 20982-02 | |
| 10 | Stuffing Box | 37318-08 | | 26 | Stream Regulator | 33955-08 | |
| 11 | Stem Packing | 1311-07 | | 27 | Screw for Brace Holder | 170-02 | |
| 12 | Stuffing Nut | 1184-17 | | 28 | Brace Tube Holder | 20100-02 | |
| 13 | Escutcheon Nipple | 39976-05 | | 29 | Brace Tube | 20107-02 | |
| 14 | Escutcheon | 1256-22 | | 30 | Screw for Brace Plate | 1248-01 | |
| 15 | Handle | 1186-12 | | 31 | Brace Plate | 20106-02 | |
| 16 | Handle Screw | 264-17 | | | | | |

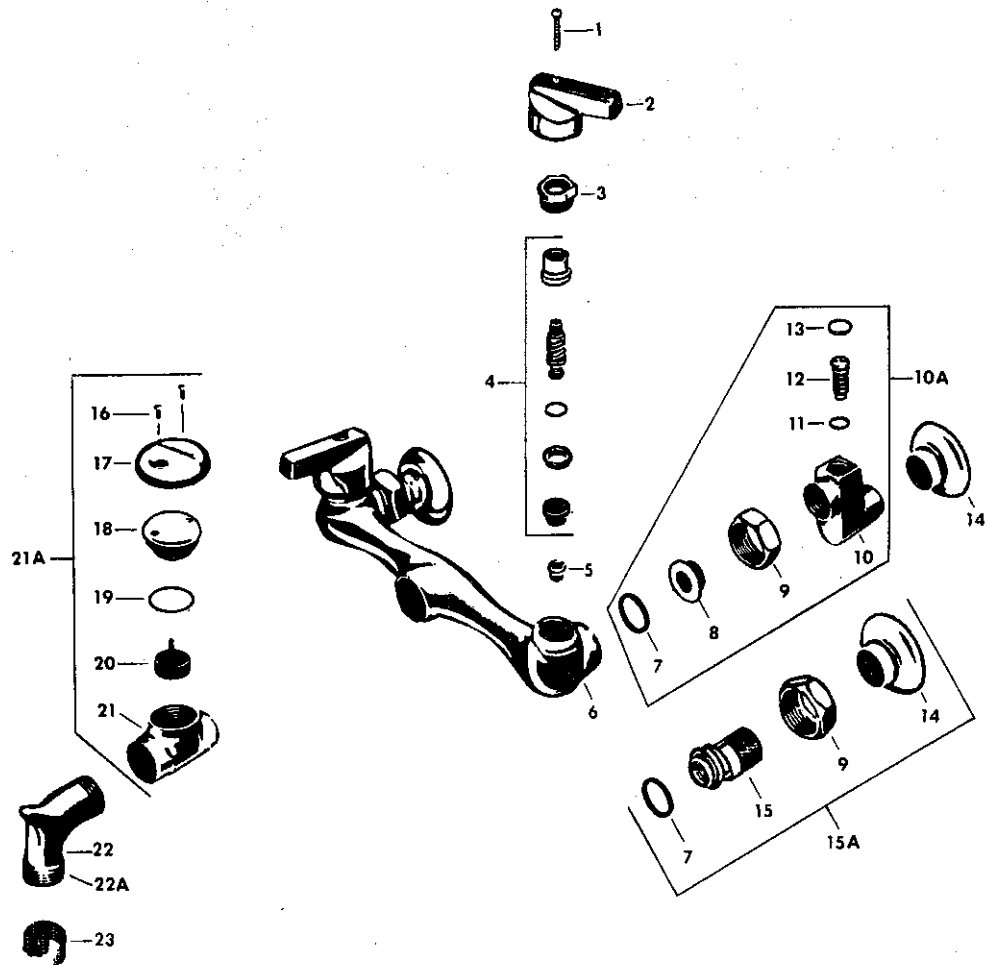
KISSLER & CO., INC.

AMERICAN-STANDARD Plumbing Fittings Replacement Parts

SERVICE Sink Faucets—8340 and 8341 series



8340.234
8340.242
8341.075



| Item No. | Part No. | Description |
|----------|-----------|----------------------------------|
| 1. | 852.11 | Handle screw |
| 2. | 64071.041 | Handle index 'C' |
| | 64071.043 | Handle index 'H' |
| 3. | 855.17 | Locknut |
| 4. | 72951.17 | Aquaseal trim S/A cold L.H. thd. |
| | 72950.17 | Aquaseal trim S/A hot R.H. thd. |
| 5. | 862.14 | Seat |
| 6.* | 34318.04 | Body |
| 7. | 456.07 | Coupling washer |
| 8. | 39637.07 | Collar |
| 9. | 1233.24 | Coupling nut |
| 10. | 25641.04 | Shank body |
| 10A. | 7860.04 | Offset shank S/A |
| 11. | 1799.07 | 'O' ring |
| 12. | 25642.07 | Regulating stem |
| 13. | 55906.024 | Button plain |

| Item No. | Part No. | Description |
|----------|----------|------------------------|
| 14. | 609.22 | Shank flange |
| 15. | 20427.04 | Female shank |
| 15A. | 14319.04 | Female shank S/A |
| 16. | 25673.02 | Screw |
| 17. | 25674.07 | Cover |
| 18. | 25672.07 | Cap |
| 19. | 866.27 | 'O' ring |
| 20. | 70606.07 | Float S/A |
| 21. | 25639.04 | Body |
| 21A. | 7862.04 | Backflow preventer S/A |
| 22. | 34308.04 | Spout |
| 22A. | 34311.04 | Spout stamped 8340 |
| 23. | 33953.07 | Stream regulator |

*Not available as repair part

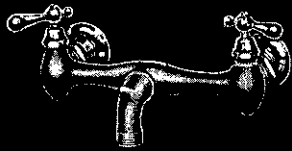
For Aquaseal trim, see page 7-3

Order by part number

Service Sink Faucets

Renewable Seats

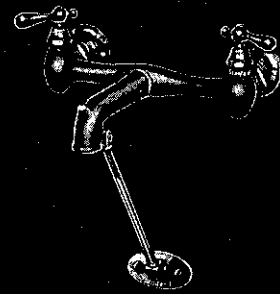
KISSLER & CO., INC.



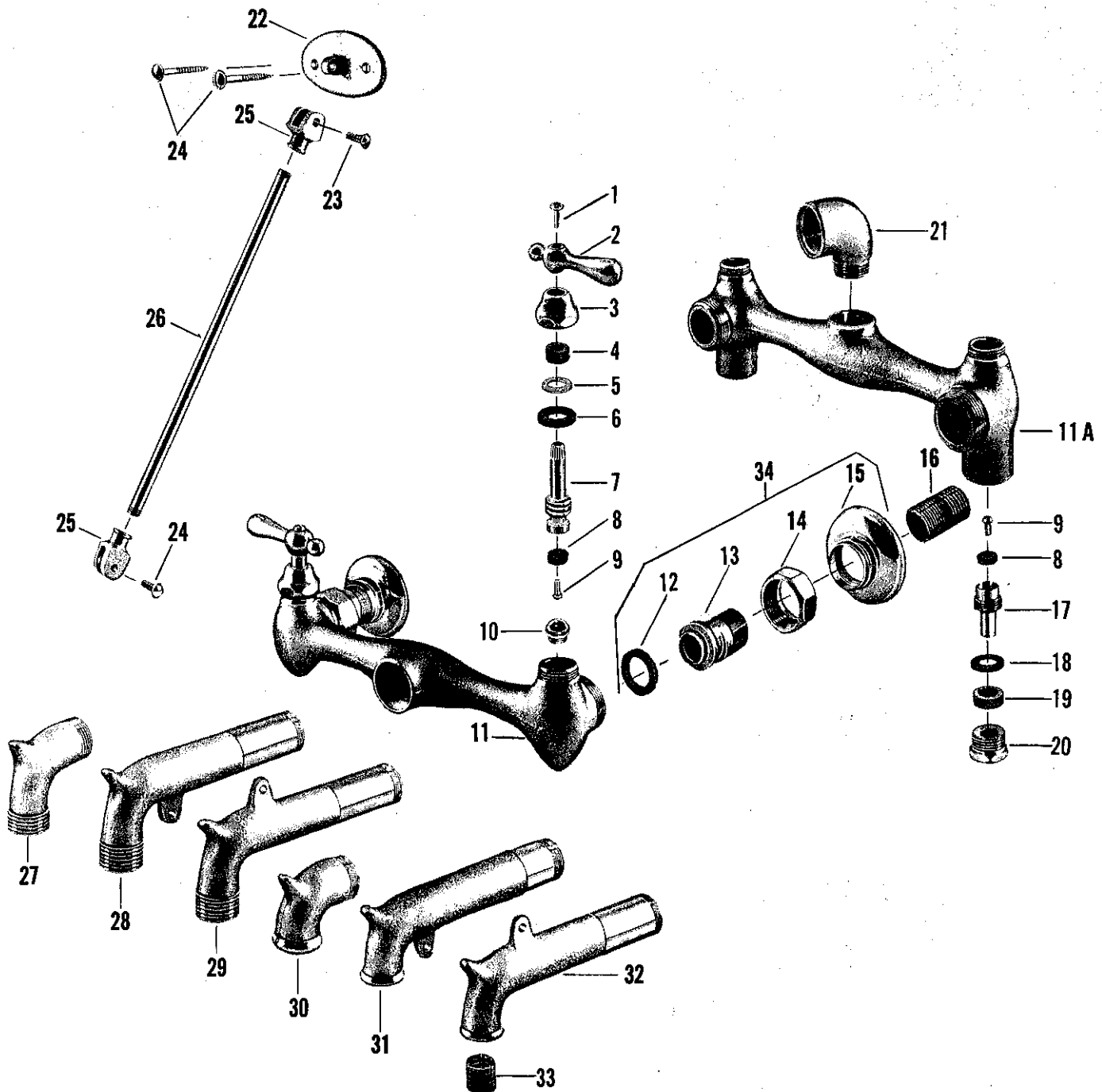
8340.051 (R 5003)



R 5005



R 5010



| no. | description | part no. | R 5000 R 5001 R 5002 R 5003 | R 5010 B R 5010 T R 5012 B R 5012 T | R 5004 R 5005 R 5006 R 5007 | R 5014 B R 5014 T R 5016 B R 5016 T |
|-----|--|----------------------------|--------------------------------------|--|--------------------------------------|--|
| 1 | Handle Screw | 173-01 | | | | |
| 2 | Handle - Specify Index | 1185-12 | | | | |
| 3 | Cap | 21436-02 | | | | |
| 4 | Stem Packing | 1311-07 | | | | |
| 5 | Washer | 21625-07 | | | | |
| 6 | Cap Washer | 1863-07 | | | | |
| 7 | Stem w/washer & Screw - Hot - R.H. Thread | 63381-04 | | | | |
| | Stem w/washer & Screw - Cold - L.H. Thread | 63375-04 | | | | |
| 8 | Seat Washer | 441-07 | | | | |
| 9 | Seat Washer Screw | 169-07 | | | | |
| 10 | Seat | Brass 174-14, Monel 175-37 | | | | |
| 11 | Body w/seats | 8086-04* | | | | |
| 11A | Body w/seats | 8087-04* | | | | |
| 12 | Coupling Washer | 456-07 | | | | |
| 13 | Female Shank | 20427-02 | | | | |
| 14 | Coupling Nut | 1233-22 | | | | |
| 15 | Adjustable Flange | 609-22 | | | | |
| 16 | Close Nipple* | 39525-07 | | | | |
| 17 | Regulating Stem w/washer & Screw | 65534-04* | | | | |
| 18 | Brass Washer | 21650-07 | | | | |
| 19 | Packing | 1349-37 | | | | |
| 20 | Packing Nut | 65535-02* | | | | |
| 21 | Spout Ell | 34310-04* | | | | |
| 22 | Brace Plate | 20106-02 | | | | |
| 23 | Brace Holder Screw | 170-02 | | | | |
| 24 | Wood Screw | 1248-01 | | | | |
| 25 | Brace Holder | 20100-02 | | | | |
| 26 | 3/8" x 9 1/8" Brace Tube | 95023-04 | | | | |
| | 3/8" x 10 1/2" Brace Tube | 40976-04 | | | | |
| 27 | Short Spout - Hose End | 34308-04 | | | | |
| 28 | Long Spout - Hose End - Bottom Bracket | 20676-04 | | | | |
| 29 | Long Spout - Hose End - Top Bracket | 20555-04 | | | | |
| 30 | Short Spout - Plain End | 34309-04 | | | | |
| 31 | Long Spout - Plain End - Bottom Bracket | 20151-04* | | | | |
| 32 | Long Spout - Plain End - Top Bracket | 20548-04* | | | | |
| 33 | Stream Regulator | 33953-07 | | | | |
| 34 | Female Shank S/A - (Parts 12,13,14,15)* | 14319-02 | | | | |

• NOT AVAILABLE

*Note - If Male Shank needed, add Close Nipple part 16 - # 39525-07 to S/A part 34 - #14319-02

Repair Kit consisting of (2) each parts 4 thru 10 with L.H. & R.H. Trim - #3468-09

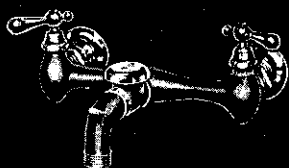
Repair Kit consisting of (1) each parts 4 thru 10 with R.H. Trim only - #12969-09

Repair Kit consisting of (1) each parts 4 thru 10 with L.H. Trim only - #12970-09

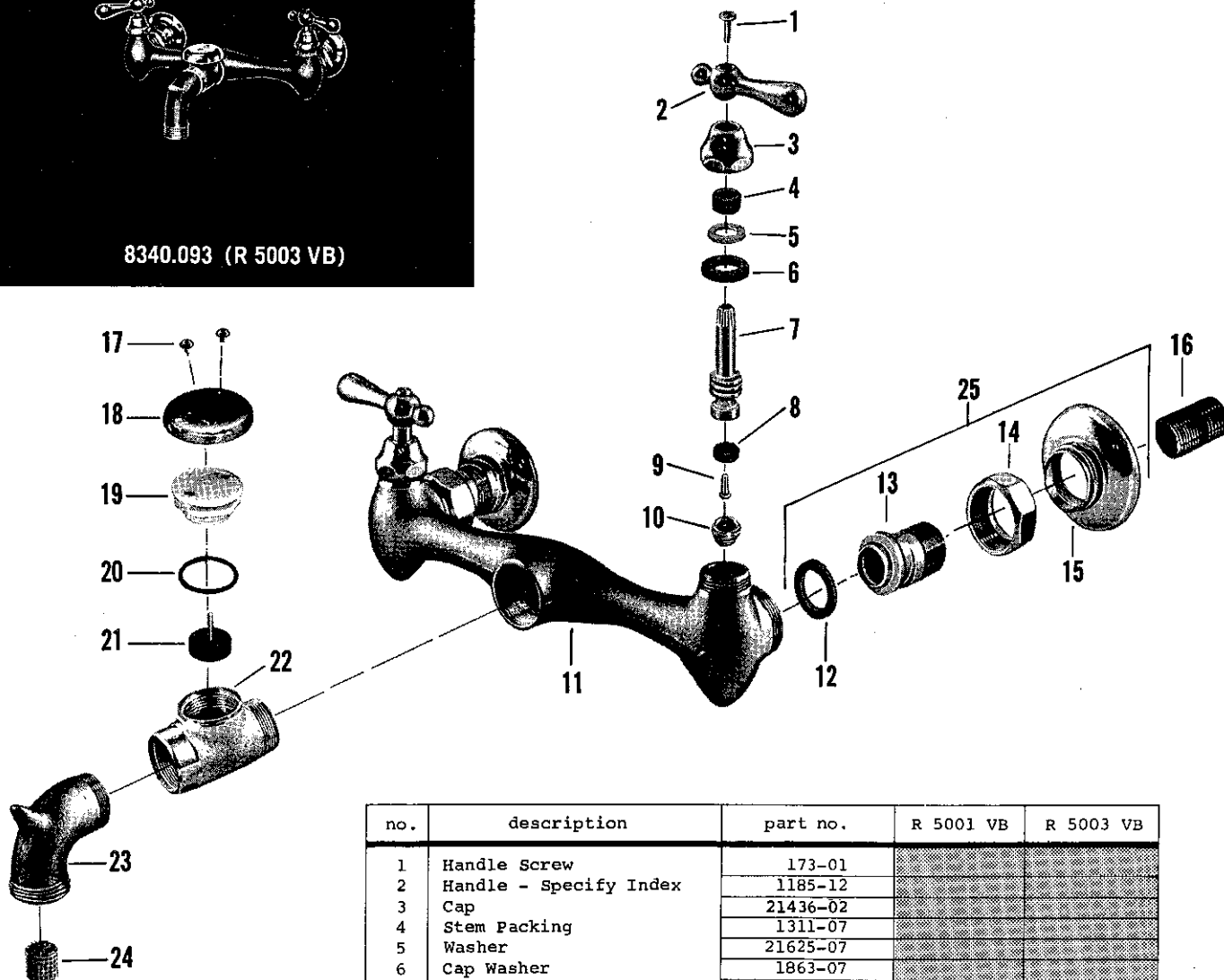
Service Sink Faucets

Backflow Preventer—Renewable Seats

KISSLER & CO., INC.



8340.093 (R 5003 VB)



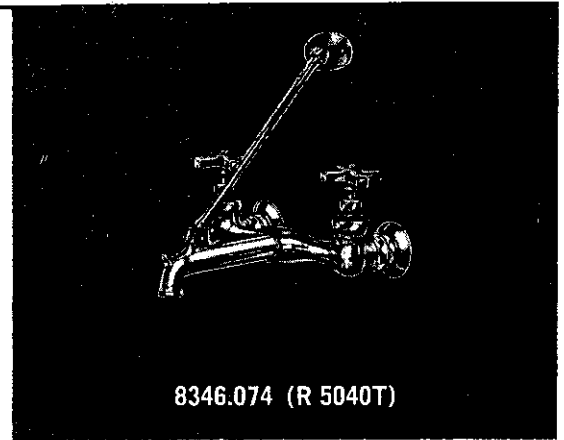
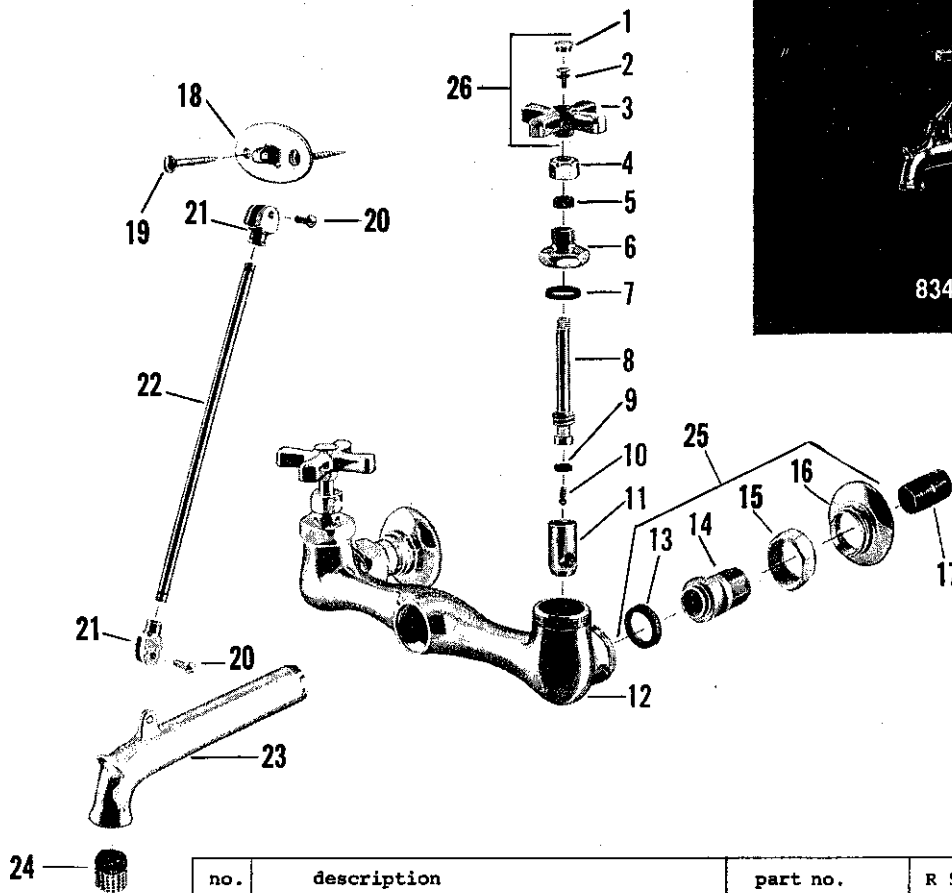
| no. | description | part no. | R 5001 VB | R 5003 VB |
|-----|---------------------------------|----------|-----------|-----------|
| 1 | Handle Screw | 173-01 | | |
| 2 | Handle - Specify Index | 1185-12 | | |
| 3 | Cap | 21436-02 | | |
| 4 | Stem Packing | 1311-07 | | |
| 5 | Washer | 21625-07 | | |
| 6 | Cap Washer | 1863-07 | | |
| 7 | Stem w/washer & Screw | | | |
| | R.H. Thread Hot Side | 63381-04 | | |
| | Stem w/washer & Screw | | | |
| | L.H. Thread Cold Side | 63375-04 | | |
| 8 | Seat Washer | 441-07 | | |
| 9 | Seat Washer Screw | 169-07 | | |
| 10 | Seat Brass 174-14, Monel 175-37 | | | |
| 11 | Body w/seats | 8086-04* | | |
| 12 | Coupling Washer | 456-07 | | |
| 13 | Female Eccentric Shank | 20427-02 | | |
| 14 | Coupling Nut | 1233-22 | | |
| 15 | Adjustable Flange | 609-22 | | |
| 16 | Close Nipple* | 39525-07 | | |
| 17 | Screws | 25673-02 | | |
| 18 | Cover | 25674-02 | | |
| 19 | Cap | 25672-07 | | |
| 20 | "O" Ring | 1888-07 | | |
| 21 | Float | 25670-07 | | |
| 22 | Backflow Preventer Body | 25639-04 | | |
| 23 | Spout | 34308-04 | | |
| 24 | Stream Regulator | 33953-07 | | |
| 25 | Female Shank S/A | | | |
| | (Parts 12-13-14-15)* | 14319-02 | | |

* Note - If Male Shank needed, add part 16 - #39525-07 • NOT AVAILABLE to S/A part 25 - #14319-02

Repair Kit consisting of (2) each parts 4 thru 10 with L.H. & R.H. Trim - #3468-09

Repair Kit consisting of (1) each parts 4 thru 10 with R.H. Trim only - #12969-09

Repair Kit consisting of (1) each parts 4 thru 10 with L.H. Trim only - #12970-09



| no. | description | part no. | R 5040 | R 5042 |
|-----|---|-----------|--------|--------|
| 1 | Button - Specify Index | 1255-12 | | |
| 2 | Screw w/Lock Washer | 264-17 | | |
| 3 | Handle | 1186-12* | | |
| 4 | Stuffing Nut | 25015-02 | | |
| 5 | Stem Packing | 1311-07 | | |
| 6 | Stuffing Box Cap | 19014-02 | | |
| 7 | Cap Washer | 52-07 | | |
| 8 | Stem w/Washer & Screw - Hot or Cold | 31284-04 | | |
| 9 | Seat Washer | 442-07 | | |
| 10 | Seat Washer Screw | 169-07 | | |
| 11 | Re-Nu Sleeve - Hot or Cold | 20651-07 | | |
| 12 | Body | 65417-02* | | |
| 13 | Coupling Washer | 456-07 | | |
| 14 | Female Shank | 20427-02 | | |
| 15 | Coupling Nut | 24186-02 | | |
| 16 | Adjustable Flange | 609-22 | | |
| 17 | Close Nipple* | 39525-07 | | |
| 18 | Brace Plate | 20106-02 | | |
| 19 | Screw for Brace Plate | 1248-01 | | |
| 20 | Screw for Brace Holder | 170-02 | | |
| 21 | Brace Tube Holder | 20100-02 | | |
| 22 | 3/8" x 10" Brace Tube | 20105-02 | | |
| 23 | Spout, Top Bracket | 65692-02 | | |
| 24 | Stream Regulator | 33953-07 | | |
| 25 | Female Shanks S/A - (Parts 13,14,15,16)* | 13758-02 | | |
| 26 | Handle S/A - Specify Index | 9171-02 | | |

•NOT AVAILABLE


*Note: If Male Shank needed, add Close Nipple part 17 - #39525-07
to S/A part 25 - #13758-02

Repair Kit consisting of (2) each parts 5,7,8,& 11 - #12953-09


Service Sink Faucets

Stops in Shank—RE-NU

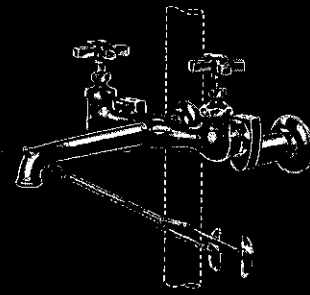
KISSLER & CO., INC.



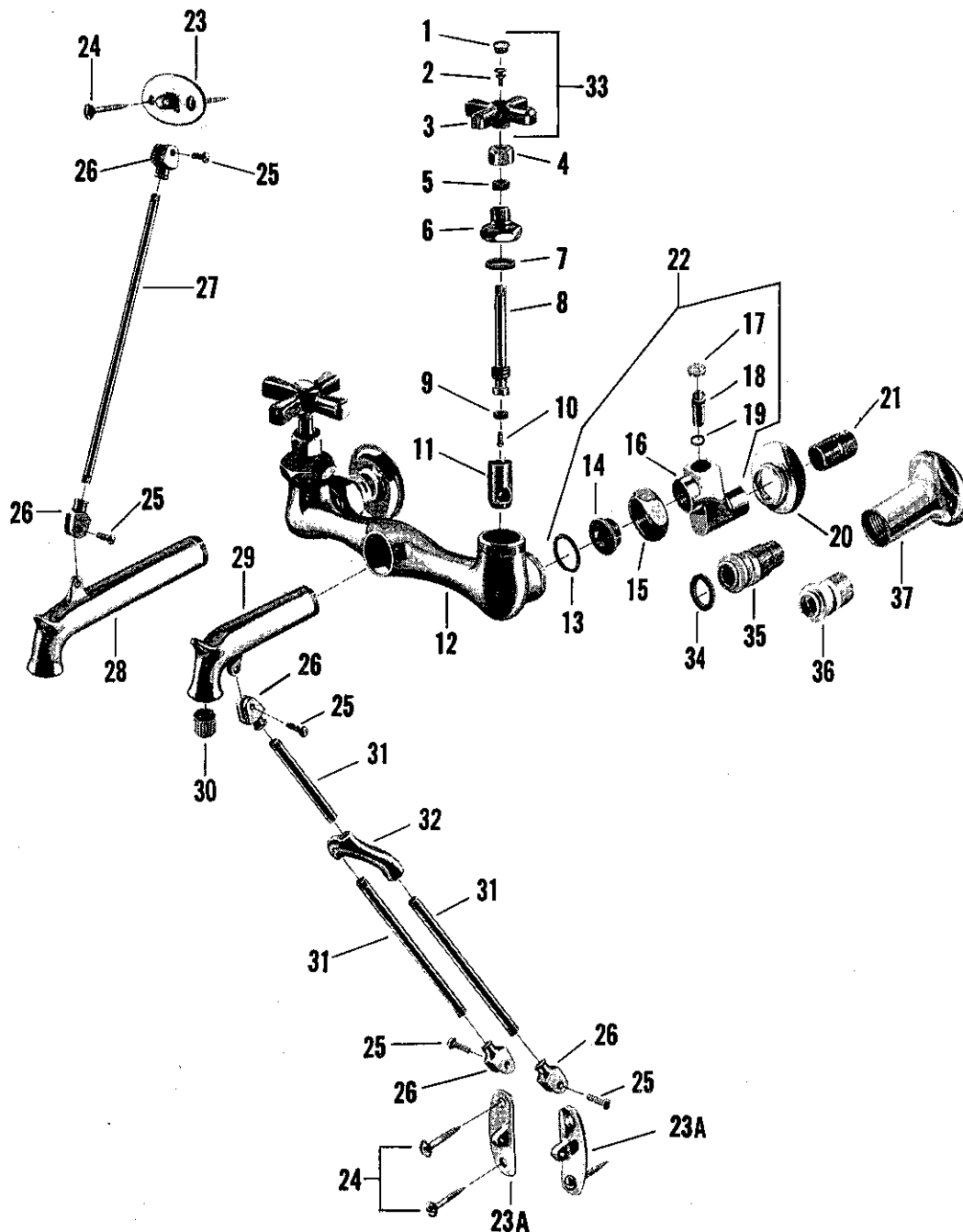
8346.074 (R 5040T)



8344.053 (R 5070T)



8345.084 (5080)



| no. | description | part no. | R 5072 B R 5072 T R 5070 B R 5070 T | R 5080 | R 5040 T R 5040 B R 5042 T R 5042 B |
|-----------------------------|------------------------------|-----------|--|--------|--|
| 1 | Button - Specify Index | 1255-12 | | | |
| 2 | Handle Screw | 264-17 | | | |
| 3 | Handle | 1186-12* | | | |
| 4 | Stuffing Nut | 25015-02 | | | |
| 5 | Stem Packing | 1311-07 | | | |
| 6 | Cap | 19014-02 | | | |
| 7 | Cap Washer | 52-07 | | | |
| 8 | Stem w/washer & Screw | 31284-04 | | | |
| 9 | Seat Washer | 442-07 | | | |
| 10 | Seat Washer Screw | 169-07 | | | |
| 11 | Re-Nu Sleeve | 20651-07 | | | |
| 12 | Body | 25643-02* | | | |
| 13 | Coupling Washer | 456-07 | | | |
| 14 | Collar | 39637-07 | | | |
| 15 | Coupling Nut | 1233-22 | | | |
| 16 | Shank Body | 25641-02 | | | |
| 17 | Button - Plain | 55906-024 | | | |
| 18 | Regulating Stem | 25642-07 | | | |
| 19 | "O" Ring | 1799-07 | | | |
| 20 | Shank Flange | 609-22 | | | |
| 21 | Close Nipple* | 39525-07 | | | |
| 22 | Shank S/A (Parts 13 thru 19) | 7860-02 | | | |
| 23 | Brace Plate | 20106-02 | | | |
| 23A | Brace Plate | 65517-02 | | | |
| 24 | Screw for Brace Plate | 1248-01 | | | |
| 25 | Screw for Brace Holder | 170-02 | | | |
| 26 | Brace Tube Holder | 20100-02 | | | |
| 27 | Brace Tube (10 3/4" Long) | 95006-02 | | | |
| | Brace Tube (10" Long) | 20105-02 | | | |
| 28 | Spout (Top Brace) | 65692-02 | | | |
| 29 | Spout (Bottom Brace) | 22270-02* | | | |
| | Spout (Bottom Brace) | 36492-02 | | | |
| 30 | Stream Regulator | 33953-07 | | | |
| 31 | Brace Tube (4 3/4" Long) | 41094-02 | | | |
| 32 | Yoke for Brace | 65518-02 | | | |
| 33 | Handle S/A (Parts 1-2-3) | 9171-02 | | | |
| 34 | Coupling Washer | 456-07 | | | |
| 35 | Male Eccentric Shank | 20428-02* | | | |
| 36 | Female Eccentric Shank | 20427-02 | | | |
| 37 | Shank extension | 25646-02 | | | |
| Sub-assembly | | | | | |
| Female Shank S/A | | | | | |
| (Parts 15, 20, 21, 34, 36)* | | 14319-02 | | | |

*Note: If Male Shank needed, add Close Nipple, part 21 - #39525-07 to S/A 14319-02

• NOT AVAILABLE

Repair Kit consisting of (2) each parts 5, 7, 8 & 11 - #12953-09

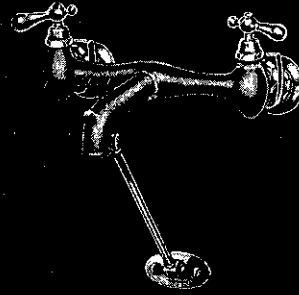
Service Sink Faucets

Stops in Shank—Renewable Seats

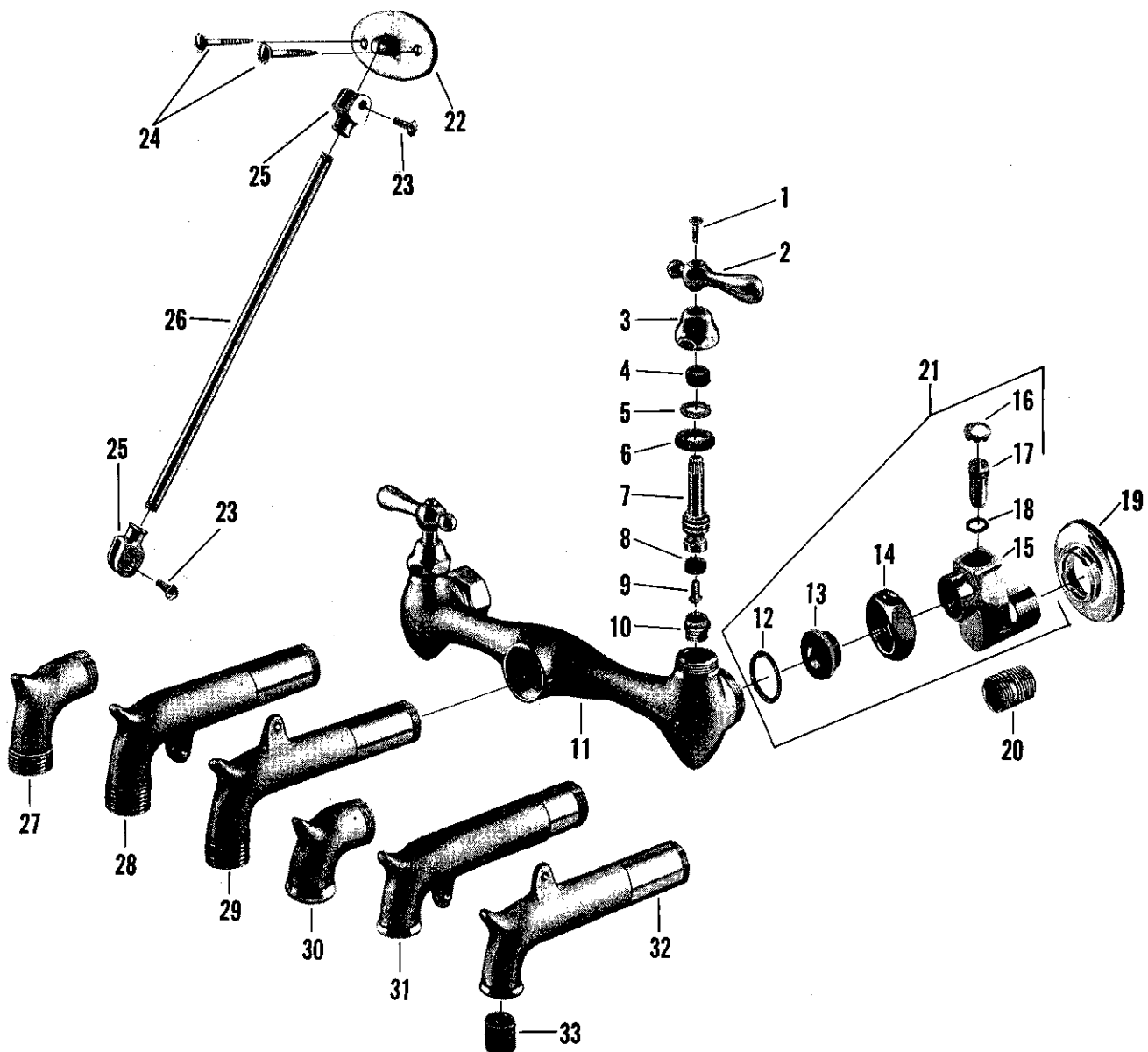
KISSLER & CO., INC.



8341.018 (R5075)



R 5086 B



| no. | description | part no. | R 5074 R 5075 R 5076 R 5077 | R 5084 B R 5084 T R 5086 B R 5086 T |
|-----|--|-----------|--------------------------------------|--|
| 1 | Handle Screw | 173-01 | | |
| 2 | Handle - Specify Index | 1185-12 | | |
| 3 | Cap | 21436-02 | | |
| 4 | Packing | 1311-07 | | |
| 5 | Washer | 21625-07 | | |
| 6 | Cap Washer | 1863-07 | | |
| 7 | Stem w/washer & Screw R.H. Thread | 63381-04 | | |
| | Stem w/washer & Screw L.H. Thread | 63375-04 | | |
| 8 | Seat Washer | 441-07 | | |
| 9 | Seat Washer Screw | 169-07 | | |
| 10 | Seat Brass 174-14, Monel 175-37 | | | |
| 11 | Body w/seats | 8086-04* | | |
| 12 | Coupling Washer | 456-07 | | |
| 13 | Collar | 39637-07 | | |
| 14 | Coupling Nut | 1233-22 | | |
| 15 | Shank Body | 25641-02 | | |
| 16 | Button - Plain | 55906-024 | | |
| 17 | Regulating Stem | 25642-07 | | |
| 18 | "O" Ring | 1799-07 | | |
| 19 | Shank Flange | 609-22 | | |
| 20 | Nipple (R 5074, R 5075, R 5084 B & R 5084 T only) | 39525-07 | | |
| 21 | Shank S/A (Parts 12 thru 18) | 7860-02 | | |
| 22 | Brace Plate | 20106-04 | | |
| 23 | Brace Holder Screw | 170-02 | | |
| 24 | Wood Screws | 1248-01 | | |
| 25 | Brace Holder | 20100-02 | | |
| 26 | Brace Tube | 38913-04 | | |
| 27 | Short Spout (Hose End) | 34308-04 | | |
| 28 | Long Spout (Hose End-Bottom Br.) | 20676-04 | | |
| 29 | Long Spout (Hose End-Top Br.) | 20555-04 | | |
| 30 | Short Spout (Plain End) | 34309-04 | | |
| 31 | Long Spout (Plain End-Bottom Br.) | 20151-04* | | |
| 32 | Long Spout (Plain End-Top Br.) | 20548-04* | | |
| 33 | Stream Regulator | 33953-07 | | |

* NOT AVAILABLE

Repair Kit consisting of (2) each parts 4 thru 10 with L.H. & R.H. Trim - #3468-09

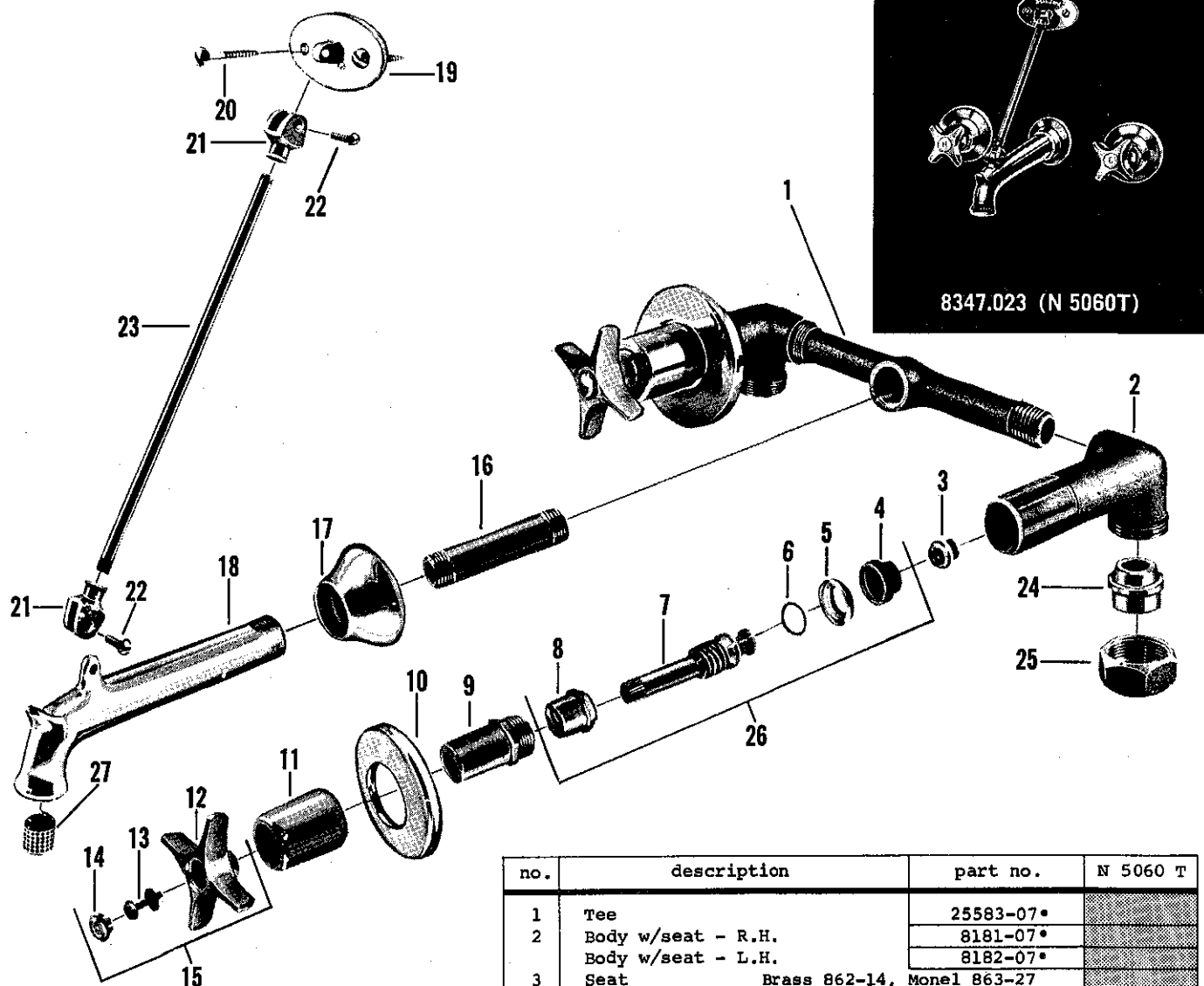
Repair Kit consisting of (1) each parts 4 thru 10 with R.H. Trim only - #12969-09

Repair Kit consisting of (1) each parts 4 thru 10 with L.H. Trim only - #12970-09

Service Sink Faucet

Aquaseal

KISSLER & CO., INC.



Repair Kit consisting of

- (2) each parts 3 & 26 - #12954-09
- (1) each parts 3 & 26 - #12972-09


| no. | description | part no. | N 5060 T |
|-----|-------------------------------|----------------------------|----------|
| 1 | Tee | 25583-07* | |
| 2 | Body w/seat - R.H. | 8181-07* | |
| | Body w/seat - L.H. | 8182-07* | |
| 3 | Seat | Brass 862-14, Monel 863-27 | |
| 4 | Diaphragm (2) | 72940-07 | |
| 5 | Stop Ring | 72959-07 | |
| 6 | Friction Ring | 246-37 | |
| 7 | Stem w/swivel & Friction Ring | 72976-04* | |
| 8 | Stem Nut | 72956-07 | |
| 9 | Lock Nut | 24976-02 | |
| 10 | Escutcheon | 680-32 | |
| 11 | Escutcheon Holder | 25168-02 | |
| 12 | Handle | 25659-02* | |
| 13 | Handle Screw | 264-17 | |
| 14 | Button - Specify Index | 1837-02 H | |
| | | 1838-02 C | |
| 15 | Handle S/A - Specify Index | 7889-02 | |
| 16 | Spout Nipple | 42957-07* | |
| 17 | Spout Escutcheon | 31206-02 | |
| 18 | Spout | 20982-02 | |
| 19 | Brace Plate | 20106-02 | |
| 20 | Wood Screw | 1248-01 | |
| 21 | Brace Tube Holder | 20100-02 | |
| 22 | Screw for Brace Holder | 170-02 | |
| 23 | Brace Tube | 39444-02* | |
| 24 | Swivel | 1836-07 | |
| 25 | Coupling Nut | 25513-07 | |
| 26 | Aquaseal Trim S/A | 72978-04 | |
| 27 | Stream Regulator | 33953-07 | |

• NOT AVAILABLE

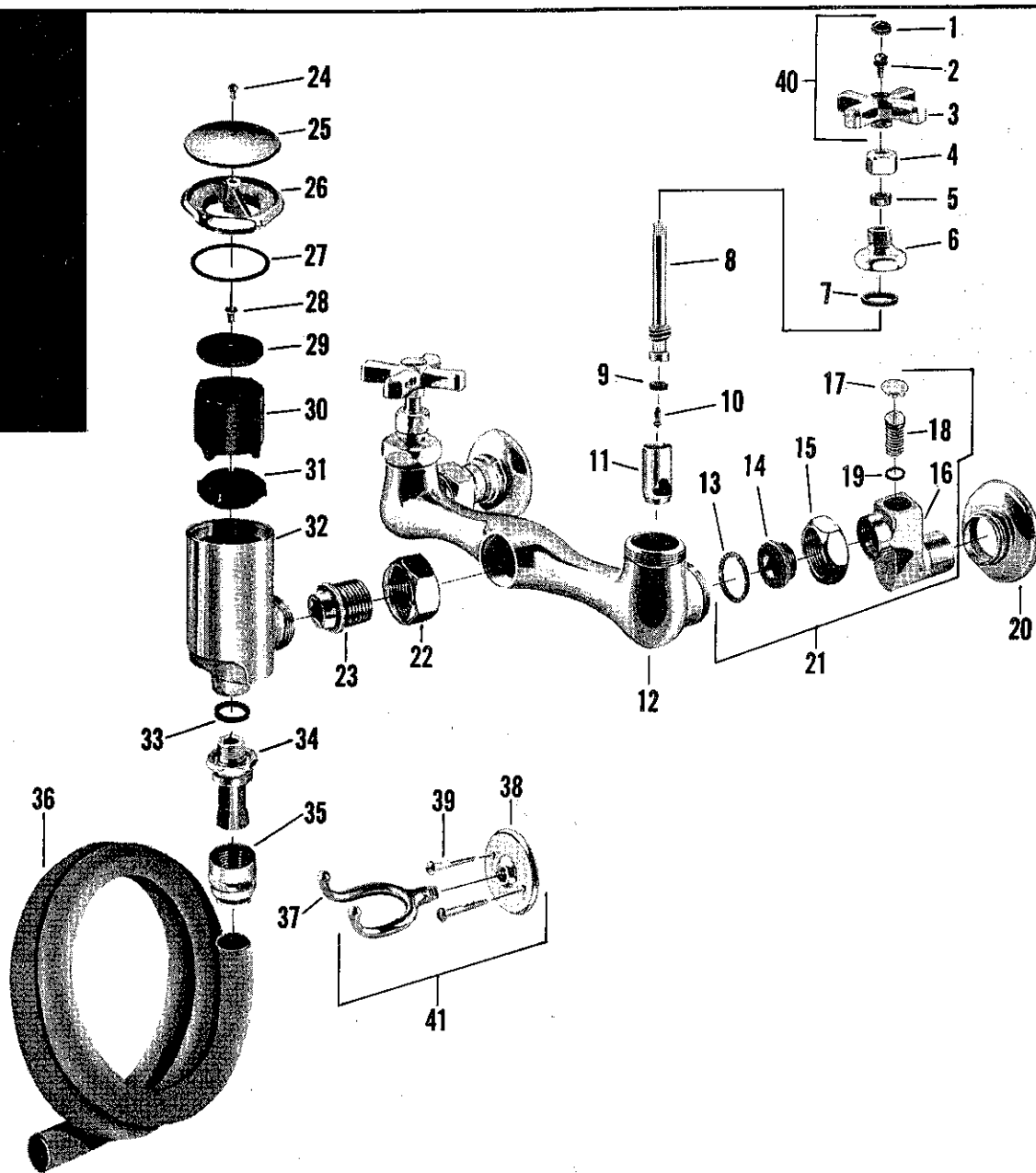
KISSLER & CO., INC.

Service Sink Faucets

Stops in Shank—RE-NU



R 5095



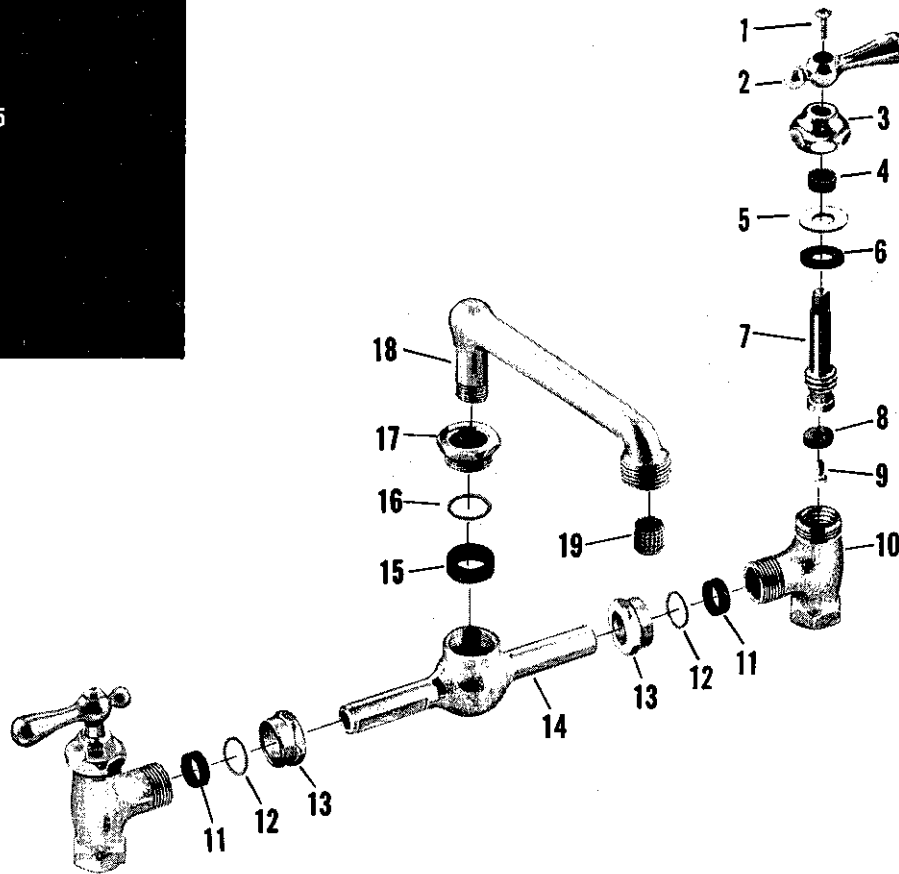
| no. | description | part no. | R 5095 | R 5097 | no. | description | part no. | R 5095 | R 5097 |
|-----|------------------------|-----------|--------|--------|-----|--|-----------|--------|--------|
| 1 | Button - Specify Index | 1255-12 | | | 23 | Swivel | 23941-02* | | |
| 2 | Handle Screw | 264-17 | | | 24 | Screw | 1786-01 | | |
| 3 | Handle | 1186-12* | | | 25 | Shield | 63501-02 | | |
| 4 | Stuffing Nut | 25015-02 | | | 26 | Cap | 66059-02 | | |
| 5 | Stem Packing | 1311-07 | | | 27 | Cap Washer | 86-17 | | |
| 6 | Cap | 19014-02 | | | 28 | Guide Screw | 403-17 | | |
| 7 | Cap Washer | 52-07 | | | 29 | Seat Washer | 85-17 | | |
| 8 | Stem w/washer & Screw | 31284-04 | | | 30 | Float | 368-17 | | |
| 9 | Seat Washer | 442-07 | | | 31 | Float Disc | 367-17 | | |
| 10 | Seat Washer Screw | 169-07 | | | 32 | Vacuum Breaker Body | 66042-02* | | |
| 11 | Re-Nu Sleeve | 20651-07 | | | 33 | Washer | 1324-07 | | |
| 12 | Body | 25643-02* | | | 34 | Male Hose Connection | 654-12 | | |
| 13 | Coupling Washer | 456-07 | | | 35 | Female Hose Connection | 655-12 | | |
| 14 | Collar | 39637-07 | | | 36 | Hose (4 Ft) | 20594-07 | | |
| 15 | Coupling Nut | 1233-22 | | | 37 | Fork for Hose | 652-12 | | |
| 16 | Shank Body | 25641-02 | | | 38 | Flange | 651-22 | | |
| 17 | Button - Specify Plain | 55906-02 | | | 39 | Screw | 1129-01 | | |
| 18 | Regulating Stem | 25642-07 | | | 40 | Handle S/A - Specify Index - (Parts 1-2-3) | 9171-02 | | |
| 19 | "O" Ring | 1799-07 | | | 41 | Fork S/A - (Parts 37-38-39) | 11350-02 | | |
| 20 | Shank Flange | 609-22 | | | | | | | |
| 21 | Shank S/A | 7860-02 | | | | | | | |
| 22 | Swivel Nut | 24186-02 | | | | | | | |

• NOT AVAILABLE

Repair Kit consisting of (2) each parts 5,7,8 & 11 - #12953-09

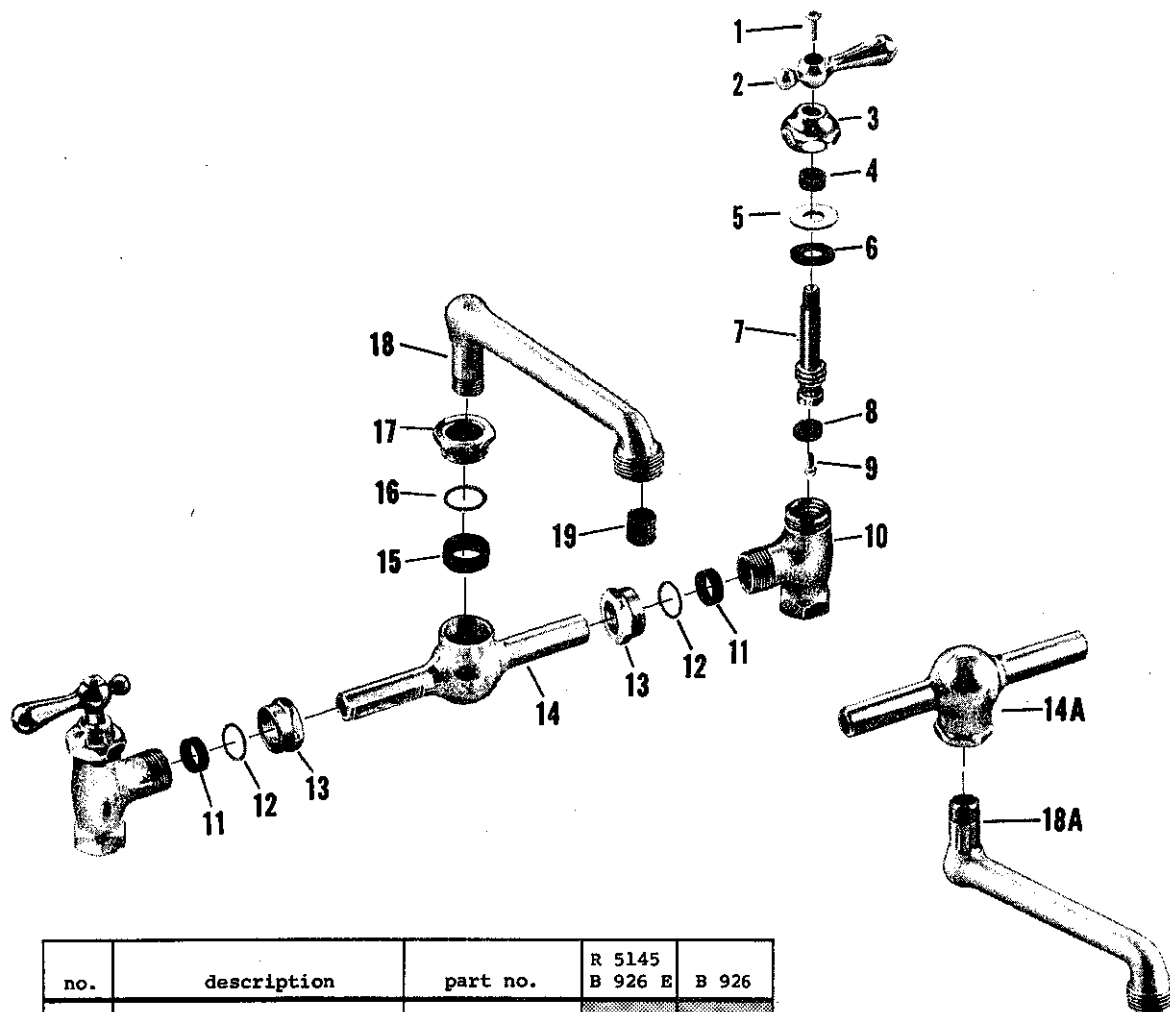


R 5145

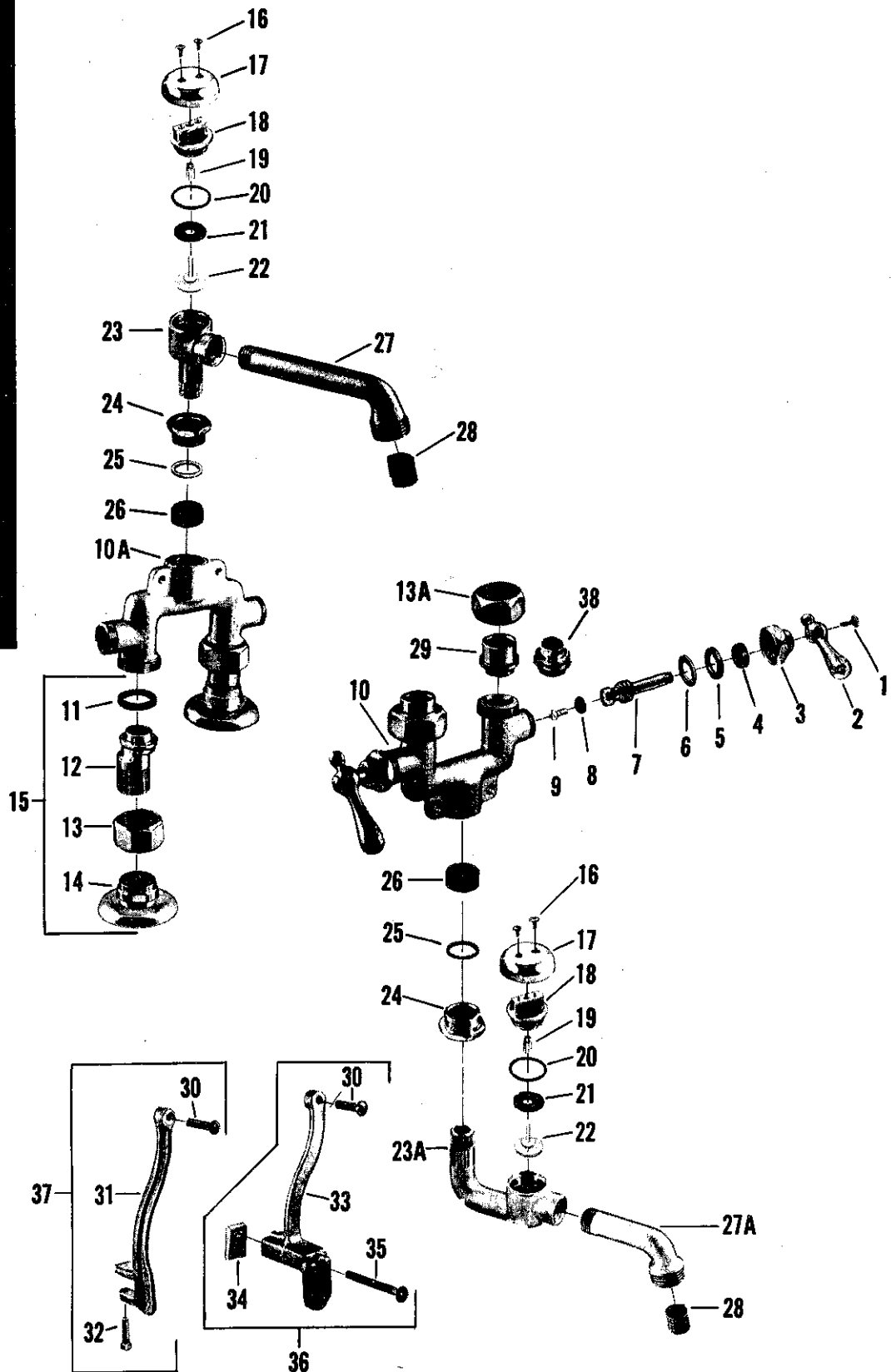
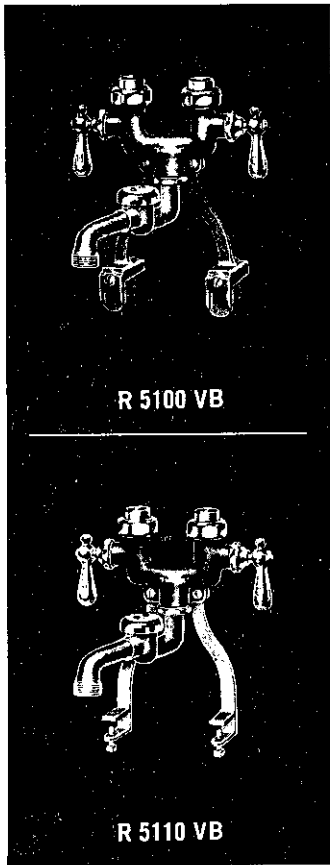


| no. | description | part no. | R 5145 |
|-----|--|-----------|--------|
| 1 | Handle Screw | 173-01 | |
| 2 | Handle - Specify Index | 1185-12 | |
| 3 | Cap | 21437-02 | |
| 4 | Stem Packing | 1311-07 | |
| 5 | Brass Washer | 21644-07 | |
| 6 | Cap Washer | 126-07 | |
| 7 | Stem Cold w/washer & Screw - L.H. Thread | 31308-04 | |
| | Stem Hot w/washer & Screw - R.H. Thread | 31286-04 | |
| 8 | Seat Washer | 442-07 | |
| 9 | Seat Washer Screw | 169-07 | |
| 10 | Body - Cold Side | 37132-04* | |
| | Body - Hot Side | 37133-04* | |
| 11 | Slip Joint Washer | 117-07 | |
| 12 | Friction Ring | 359-07 | |
| 13 | Slip Joint Nut | 321-22 | |
| 14 | Spout Tee | 22218-04* | |
| 15 | Spout Packing | 1616-07 | |
| 16 | Friction Ring | 21316-07 | |
| 17 | Spout Nut | 350-14 | |
| 18 | Spout | 21019-04 | |
| 19 | Stream Regulator | 33953-07 | |

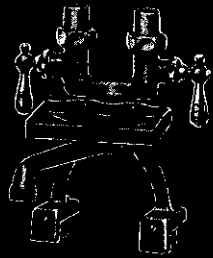
* NOT AVAILABLE




| no. | description | part no. | R 5145 B 926 E | B 926 |
|-----|---|----------|-------------------|-------|
| 1 | Handle Screw | 173-01 | | |
| 2 | Handle - Specify Index | 1185-12 | | |
| 3 | Cap | 21437-02 | | |
| 4 | Stem Packing | 1311-07 | | |
| 5 | Brass Washer | 21644-08 | | |
| 6 | Cap Washer | 126-07 | | |
| 7 | Stem Cold w/washer & Screw - L.H. Thread | 21450-02 | | |
| | Stem Hot w/washer & Screw - R.H. Thread | 19262-02 | | |
| 8 | Seat Washer | 442-07 | | |
| 9 | Seat Washer Screw | 159-17 | | |
| 10 | Body - Cold Side | 37132-04 | | |
| | Body - Hot Side | 37133-04 | | |
| 11 | Slip Joint Washer | 117-07 | | |
| 12 | Friction Ring | 359-07 | | |
| 13 | Slip Joint Nut | 321-24 | | |
| 14 | Spout Tee | 22218-04 | | |
| 14A | Spout Tee | 20979-04 | | |
| 15 | Spout Packing | 416-07 | | |
| 16 | Friction Ring | 21316-08 | | |
| 17 | Spout Nut | 350-14 | | |
| 18 | Spout | 21019-04 | | |
| 18A | Spout | 20658-04 | | |
| 19 | Stream Regulator | 33953-08 | | |



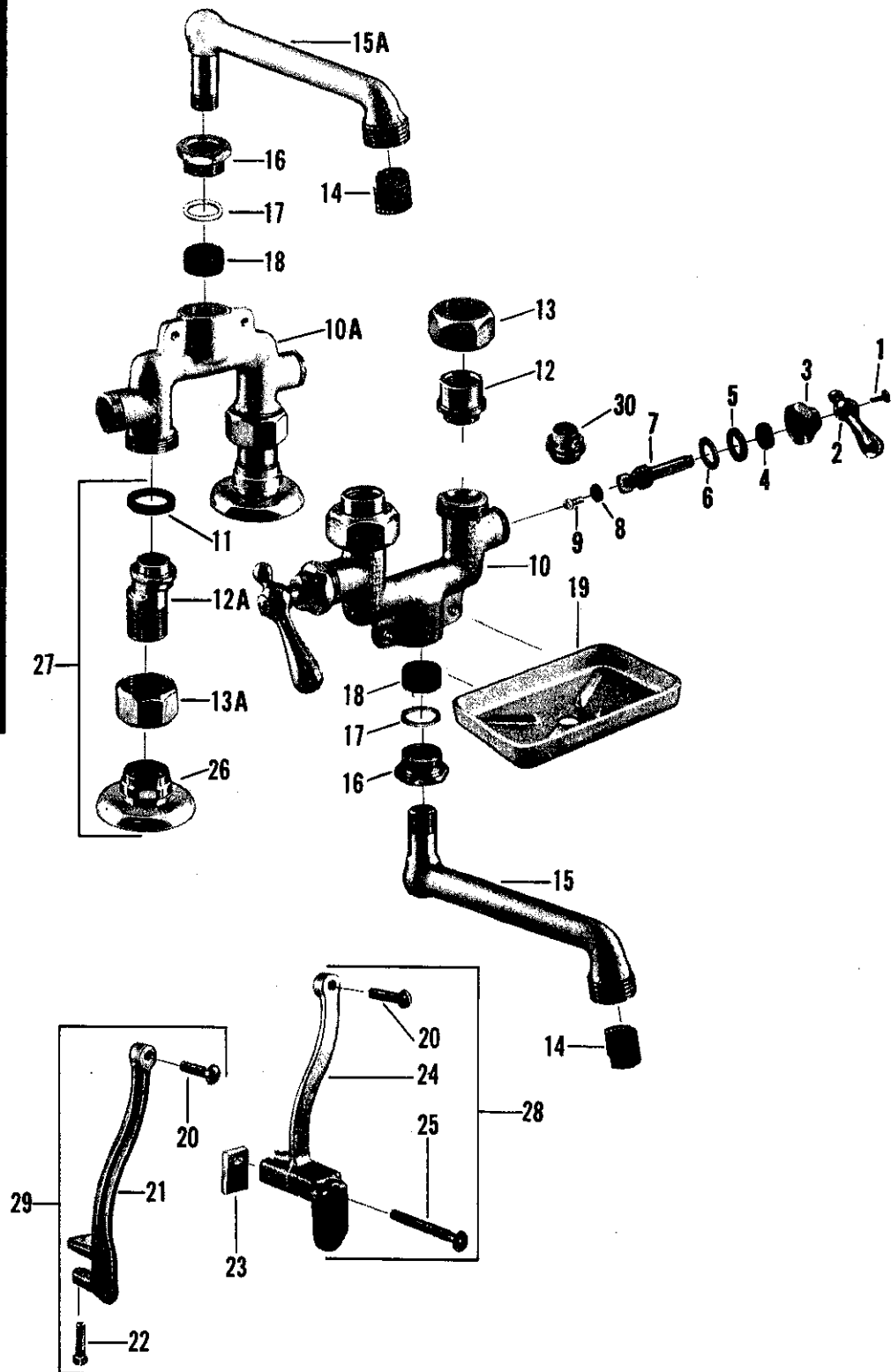
| no. | description | part no. | R 5130 VB | R 5102 VB R 5100 VB | R 5112 VB R 5110 VB |
|-----|---|----------|-----------|------------------------|------------------------|
| 1 | Handle Screw | 173-01 | | | |
| 2 | Handle - Specify Index | 1190-02 | | | |
| 3 | Cap | 21436-04 | | | |
| 4 | Stem Packing | 1311-07 | | | |
| 5 | Brass Washer | 21625-08 | | | |
| 6 | Cap Washer | 125-07 | | | |
| 7 | Stem w/washer & Screw L.H. Thread Cold Side | 21451-02 | | | |
| | Stem w/washer & Screw R.H. Thread Hot Side | 20731-02 | | | |
| 8 | Seat Washer | 441-07 | | | |
| 9 | Seat Washer Screw | 159-17 | | | |
| 10 | Body | 37360-04 | | | |
| 10A | Body | 37059-04 | | | |
| 11 | Coupling Washer | 456-07 | | | |
| 12 | Female Eccentric Shank | 20427-02 | | | |
| 13 | Coupling Nut | 1233-22 | | | |
| 13A | Coupling Nut | 25513-04 | | | |
| 14 | Adjustable Flange | 609-22 | | | |
| 15 | Female Shank Assembly | 14319-02 | | | |
| 16 | Screw | 25665-02 | | | |
| 17 | Cover | 25661-02 | | | |
| 18 | Cap | 25662-04 | | | |
| 19 | Guide | 25664-08 | | | |
| 20 | Cap Washer | 25667-07 | | | |
| 21 | Seat Washer | 25663-07 | | | |
| 22 | Seat Washer Holder | 25666-07 | | | |
| 23 | Backflow Preventer Body | 25668-04 | | | |
| 23A | Backflow Preventer Body | 25652-04 | | | |
| 24 | Spout Nut | 350-14 | | | |
| 25 | Friction Washer | 21316-08 | | | |
| 26 | Packing | 416-07 | | | |
| 27 | Spout | 25640-04 | | | |
| 27A | Spout | 25650-04 | | | |
| 28 | Stream Regulator | 33953-08 | | | |
| 29 | Swivel (R 5100 VB & R 5110 VB) | 1836-04 | | | |
| 30 | Screw | 982-09 | | | |
| 31 | R.H. Bracket (R 5110-12 VB) | 35763-05 | | | |
| | L.H. Bracket (R 5110-12 VB) | 35764-05 | | | |
| 32 | Set Screw (R 5110-12 VB) | 1396-19 | | | |
| 33 | R.H. Bracket (R 5100-02 VB) | 493-27 | | | |
| | L.H. Bracket (R 5100-02 VB) | 492-27 | | | |
| 34 | Bolt Follower (R 5100-02 VB) | 981-09 | | | |
| 35 | Bolt (R 5100-02 VB) | 997-19 | | | |
| 36 | R.H. Bracket S/A (R 5100-02 VB) | 7801-09 | | | |
| | L.H. Bracket S/A (R 5100-02 VB) | 7802-09 | | | |
| 37 | R.H. Bracket S/A (R 5110-12 VB) | 7809-05 | | | |
| | L.H. Bracket S/A (R 5110-12 VB) | 7810-05 | | | |
| 38 | Swivel - Copper Sweat (R 5102 VB & R 5112 VB) | 244-15 | | | |



R 5101 B 929 S




R 5130 B 934

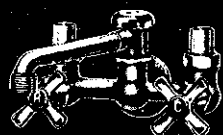


| no. | description | part no. | R 5100 | R 5110 | R 5130 B 934 |
|-----|---|----------|-------------------------------------|---------------------------------------|-----------------|
| | | | R 5101 R 5102 R 5103 B 929 | R 5111 R 5112 R 5113 B 929 S | |
| 1 | Handle Screw | 173-01 | | | |
| 2 | Handle - Specify Index | 1190-02 | | | |
| 3 | Cap | 21436-04 | | | |
| 4 | Stem Packing | 1311-07 | | | |
| 5 | Brass Washer | 21625-08 | | | |
| 6 | Cap Washer | 125-07 | | | |
| 7 | Stem w/washer & Screw - Cold - L.H. Thread | 21451-02 | | | |
| | Stem w/washer & Screw - Hot - R.H. Thread | 20731-02 | | | |
| 8 | Seat Washer | 441-07 | | | |
| 9 | Seat Washer Screw | 159-17 | | | |
| 10 | Body | 37360-04 | | | |
| 10A | Body | 37059-04 | | | |
| 11 | Coupling Washer | 456-07 | | | |
| 12 | Ground Joint Swivel | 1836-04 | | | |
| 12A | Female Shank | 20427-02 | | | |
| 13 | Coupling Nut | 25513-04 | | | |
| 13A | Coupling Nut | 1233-22 | | | |
| 14 | Stream Regulator | 33953-08 | | | |
| 15 | Spout (R 5100-1-2-3-10-11-12-13) *See Note | 20658-04 | | | |
| 15A | Spout (R 5130) | 21019-04 | | | |
| 16 | Packing Nut | 350-14 | | | |
| 17 | Friction Ring | 21316-08 | | | |
| 18 | Spout Packing | 416-07 | | | |
| 19 | Soap Dish | 67269-04 | | | |
| 20 | Screw - 1" Long (For R 5101-5103-5111-5113) | 983-09 | | | |
| | Screw - 3/4" Long (For R 5100-5102-5110-5112) | 982-09 | | | |
| 21 | L.H. Bracket (For R 5110-5111-5112-5113) | 35764-05 | | | |
| | R.H. Bracket (For R 5110-5111-5112-5113) | 35763-05 | | | |
| 22 | Set Screw | 1396-19 | | | |
| 23 | Bolt Follower | 981-09 | | | |
| 24 | L.H. Bracket (For R 5100-5101-5102-5103) | 492-27 | | | |
| | R.H. Bracket (For R 5100-5101-5102-5103) | 493-27 | | | |
| 25 | Bolt | 997-19 | | | |
| 26 | Adjustable Flange | 609-22 | | | |
| 27 | Female Shank S/A | 14319-02 | | | |
| 28 | R.H. Bracket S/A (R 5101-5103) | 7803-09 | | | |
| | L.H. Bracket S/A (R 5101-5103) | 7804-09 | | | |
| | R.H. Bracket S/A (R 5100-5102) | 7801-09 | | | |
| | L.H. Bracket S/A (R 5100-5102) | 7802-09 | | | |
| 29 | R.H. Bracket S/A (R 5111-5113) | 7811-05 | | | |
| | L.H. Bracket S/A (R 5111-5113) | 7812-05 | | | |
| | R.H. Bracket S/A (R 5110-5112) | 7809-05 | | | |
| | L.H. Bracket S/A (R 5110-5112) | 7810-05 | | | |
| 30 | Copper Sweat Connection Swivel (For R 5102-5103-5112-5113) | 244-15 | | | |

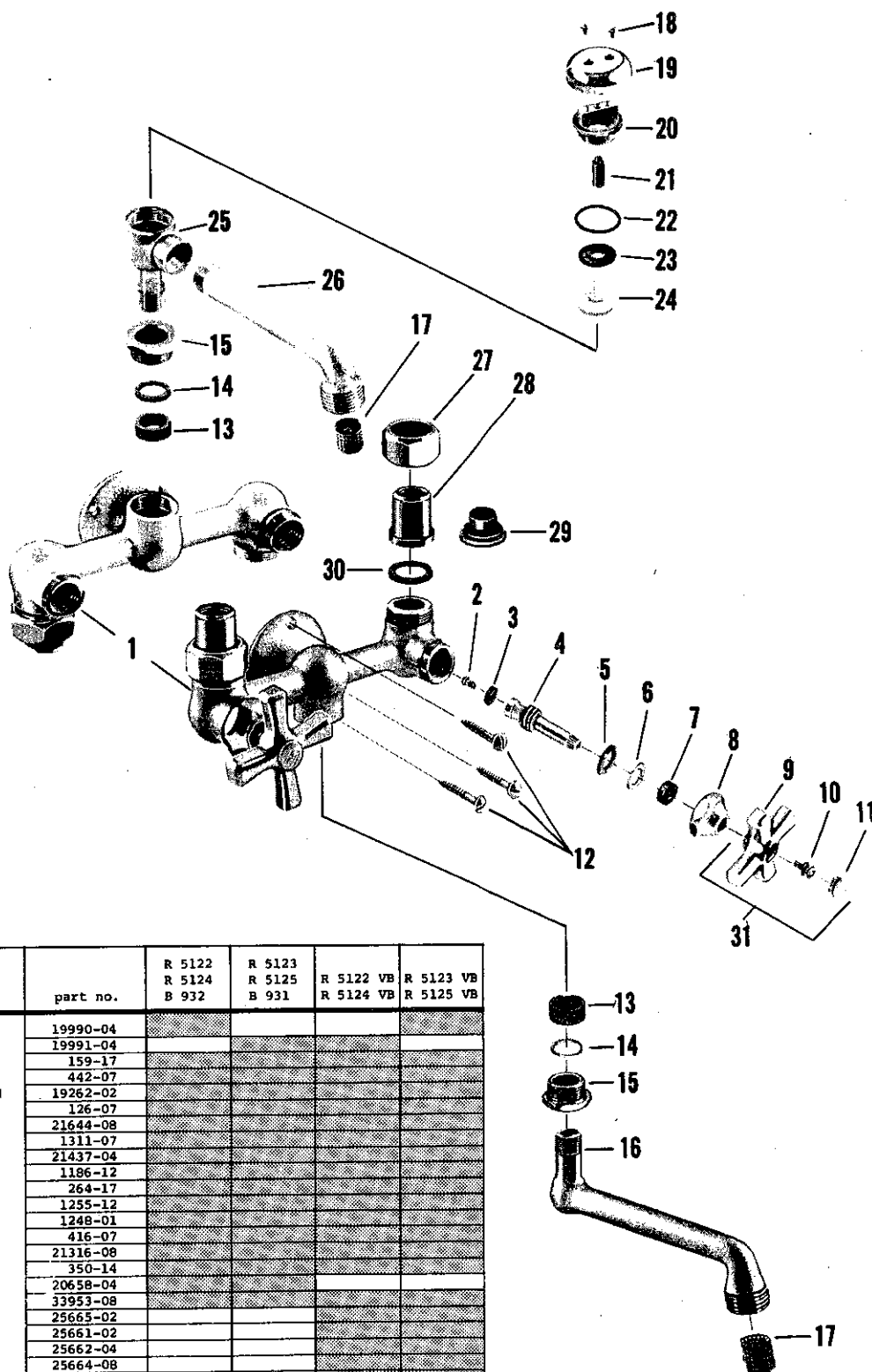
*Note - For 14 7/8" Long Spout for use with 3 Trays specify part #14100-04




R 5122 VB




R 5123 VB



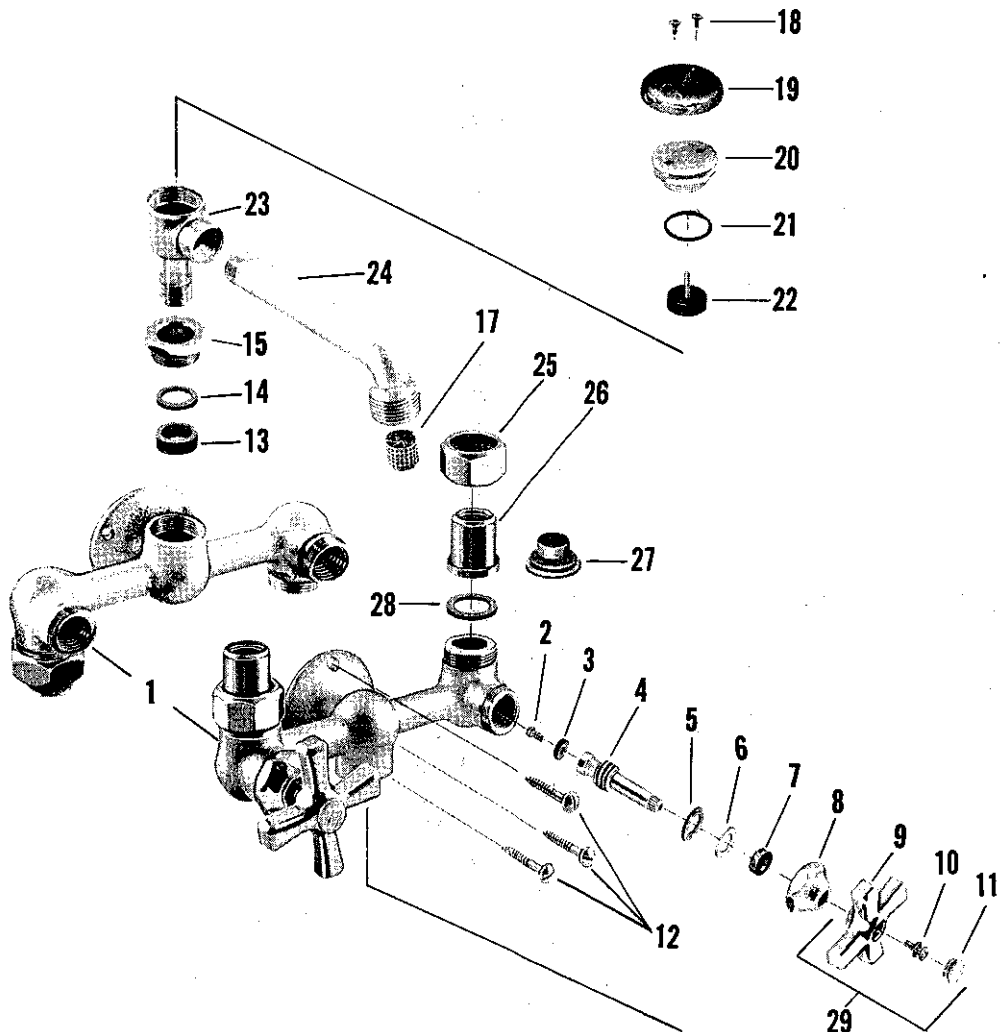
| no. | description | part no. | R 5122 R 5124 B 932 | R 5123 R 5125 B 931 | R 5122 VB R 5124 VB | R 5123 VB R 5125 VB |
|-----|-------------------------------------|----------|---------------------------|---------------------------|------------------------|------------------------|
| 1 | Body | 19990-04 | | | | |
| | Body | 19991-04 | | | | |
| 2 | Seat Washer Screw | 159-17 | | | | |
| 3 | Seat Washer | 442-07 | | | | |
| 4 | Stem w/washer & Screw - Hot or Cold | 19262-02 | | | | |
| 5 | Cap Washer | 126-07 | | | | |
| 6 | Brass Washer | 21644-08 | | | | |
| 7 | Stem Packing | 1311-07 | | | | |
| 8 | Cap | 21437-04 | | | | |
| 9 | Handle | 1186-12 | | | | |
| 10 | Handle Screw | 264-17 | | | | |
| 11 | Button - Specify Index | 1255-12 | | | | |
| 12 | Wood Screw | 1248-01 | | | | |
| 13 | Spout Packing | 416-07 | | | | |
| 14 | Friction Ring | 21316-08 | | | | |
| 15 | Spout Nut | 350-14 | | | | |
| 16 | Spout | 20658-04 | | | | |
| 17 | Stream Regulator | 33953-08 | | | | |
| 18 | Screw | 25665-02 | | | | |
| 19 | Cover | 25661-02 | | | | |
| 20 | Cap | 25662-04 | | | | |
| 21 | Guide | 25664-08 | | | | |
| 22 | Cap Washer | 25667-07 | | | | |
| 23 | Seat Washer | 25663-07 | | | | |
| 24 | Seat Washer Holder | 25666-07 | | | | |
| 25 | Backflow Preventer Body | 25668-04 | | | | |
| 26 | Spout | 25640-04 | | | | |
| 27 | Swivel Nut | 1233-24 | | | | |
| 28 | Swivel - 1/2" S.P.S. Female | 24056-04 | | | | |
| 29 | Swivel - Copper Sweat Connection | 23937-05 | | | | |
| 30 | Coupling Washer | 487-07 | | | | |
| 31 | Handle S/A - Specify Index | 9171-02 | | | | |



R 5122 VB

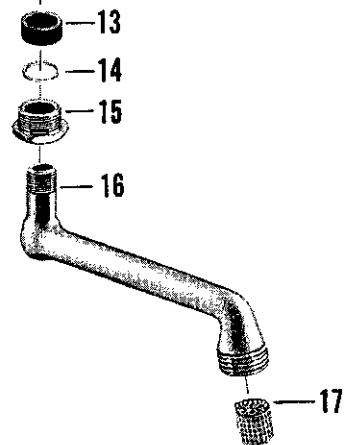


R 5123 VB

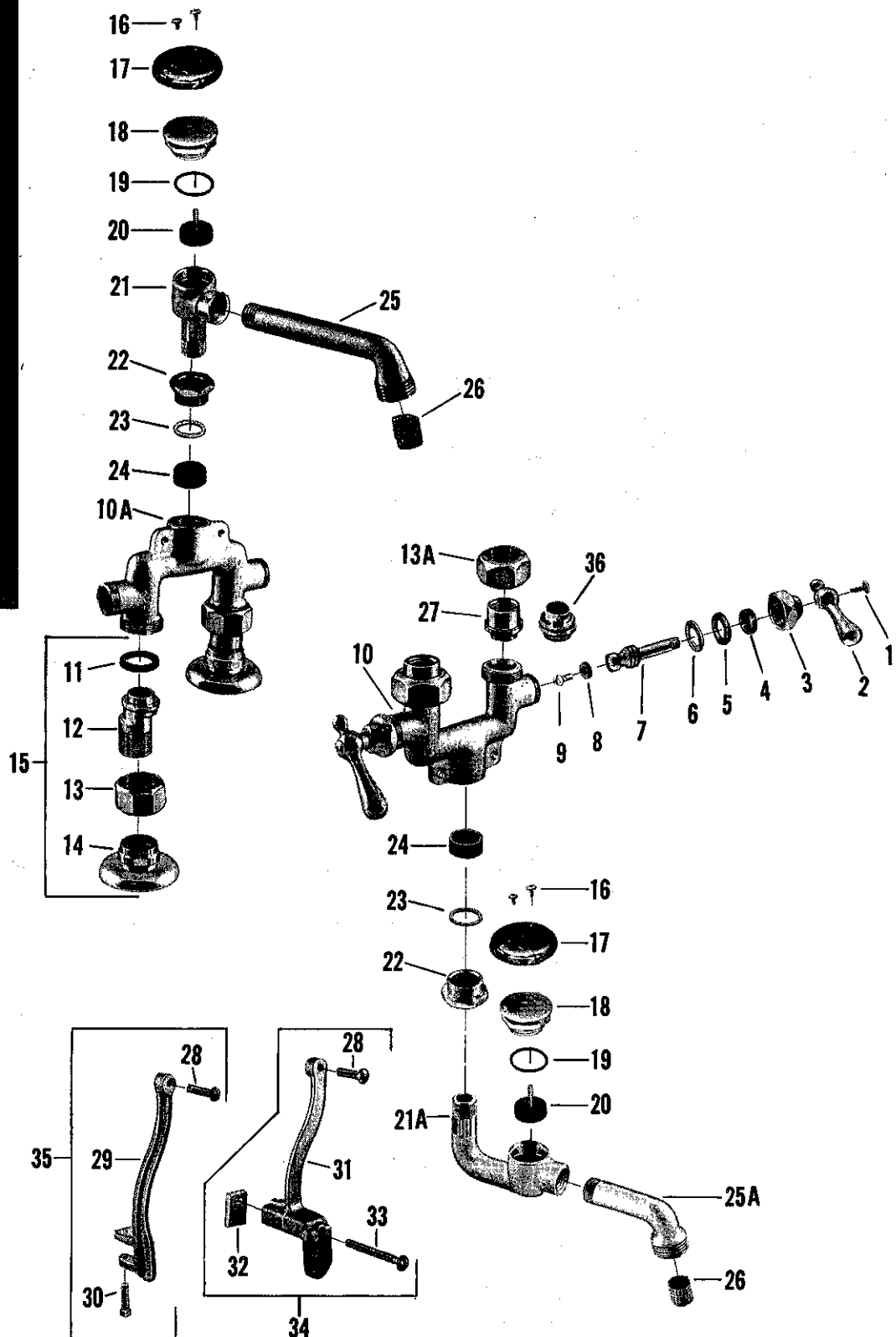



| no. | description | part no. | R 5122 R 5124 | R 5123 R 5125 | R 5122-VB R 5124-VB | R 5123-VB R 5125-VB |
|-----|-------------------------------------|-----------|------------------|------------------|------------------------|------------------------|
| 1 | Body | 19990-04* | | | | |
| | Body | 19991-04* | | | | |
| 2 | Seat Washer Screw | 169-07 | | | | |
| 3 | Seat Washer | 442-07 | | | | |
| 4 | Stem w/washer & Screw - Hot or Cold | 31286-04 | | | | |
| 5 | Cap Washer | 126-07 | | | | |
| 6 | Brass Washer | 21644-07 | | | | |
| 7 | Stem Packing | 1311-07 | | | | |
| 8 | Cap | 21437-02 | | | | |
| 9 | Handle | 1186-12* | | | | |
| 10 | Handle Screw | 264-17 | | | | |
| 11 | Button - Specify Index | 1255-12 | | | | |
| 12 | Wood Screw | 1248-01 | | | | |
| 13 | Spout Packing | 1616-07 | | | | |
| 14 | Friction Ring | 21316-07 | | | | |
| 15 | Spout Nut | 350-14 | | | | |
| 16 | Spout | 20658-04* | | | | |
| 17 | Stream Regulator | 33953-07 | | | | |
| 18 | Screw | 25673-02 | | | | |
| 19 | Cover | 25674-02 | | | | |
| 20 | Cap | 25672-07 | | | | |
| 21 | "O" Ring | 1888-07 | | | | |
| 22 | Float | 25670-07 | | | | |
| 23 | Backflow Preventer Body | 25668-04* | | | | |
| 24 | Spout | 25640-04 | | | | |
| 25 | Swivel Nut | 1233-22 | | | | |
| 26 | Swivel - 1/2" S.P.S. Female | 24056-02 | | | | |
| 27 | Swivel - Copper Sweat Connection | 23937-05 | | | | |
| 28 | Coupling Washer | 456-07 | | | | |
| 29 | Handle S/A - Specify Index | 9171-02 | | | | |

• NOT AVAILABLE



**AMERICAN
STANDARD**



KISSLER & CO., INC.


Laundry Tray Faucets with Backflow Preventer

| no. | description | part no. | R 5130-VB | R 5102-VB R 5100-VB | R 5112-VB R 5110-VB |
|-----|---|-----------|-----------|------------------------|------------------------|
| 1 | Handle Screw | 173-01 | | | |
| 2 | Handle - Specify Index | 1190-02 | | | |
| 3 | Cap | 21436-02 | | | |
| 4 | Stem Packing | 1311-07 | | | |
| 5 | Washer | 21625-07 | | | |
| 6 | Cap Washer | 1863-07 | | | |
| 7 | Stem w/washer & Screw L.H. Thread Cold Side | 63375-04 | | | |
| | Stem w/washer & Screw R.H. Thread Hot Side | 63381-04 | | | |
| 8 | Seat Washer | 441-07 | | | |
| 9 | Seat Washer Screw | 169-07 | | | |
| 10 | Body | 37360-04* | | | |
| 10A | Body | 37059-04* | | | |
| 11 | Coupling Washer | 456-07 | | | |
| 12 | Female Eccentric Shank | 20427-02 | | | |
| 13 | Coupling Nut | 1233-22 | | | |
| 13A | Coupling Nut | 25513-04 | | | |
| 14 | Adjustable Flange | 609-22 | | | |
| 15 | Female Shank Assembly | 14319-02 | | | |
| 16 | Screw | 25673-02 | | | |
| 17 | Cover | 25674-02 | | | |
| 18 | Cap | 25672-07 | | | |
| 19 | "O" Ring | 1888-07 | | | |
| 20 | Float | 25670-07 | | | |
| 21 | Backflow Preventer Body | 25668-04* | | | |
| 21A | Backflow Preventer Body | 25652-04* | | | |
| 22 | Spout Nut | 350-14 | | | |
| 23 | Friction Washer | 21316-07 | | | |
| 24 | Packing | 1616-07 | | | |
| 25 | Spout | 25640-04 | | | |
| 25A | Spout | 25650-04* | | | |
| 26 | Stream Regulator | 33953-07 | | | |
| 27 | Swivel (R 5100-VB & R 5110-VB) | 1836-04 | | | |
| 28 | Screw | 982-09 | | | |
| 29 | R.H. Bracket (R 5110-12-VB) | 35763-05* | | | |
| | L.H. Bracket (R 5110-12-VB) | 35764-05* | | | |
| 30 | Set Screw (R 5110-12-VB) | 1396-19 | | | |
| 31 | R.H. Bracket (R 5100-02-VB) | 493-27* | | | |
| | L.H. Bracket (R 5100-02-VB) | 492-27* | | | |
| 32 | Bolt Follower (R 5100-02-VB) | 981-09* | | | |
| 33 | Bolt (R 5100-02-VB) | 997-19 | | | |
| 34 | R.H. Bracket S/A (R 5100-02-VB) | 7801-09 | | | |
| | L.H. Bracket S/A (R 5100-02-VB) | 7802-09 | | | |
| 35 | R.H. Bracket S/A (R 5110-12-VB) | 7809-05 | | | |
| | L.H. Bracket S/A (R 5110-12-VB) | 7810-05 | | | |
| 36 | Swivel - Copper Sweat (R 5102-VB & R-5112-VB) | 244-15 | | | |


* NOT AVAILABLE

Repair Kit consisting of (2) each parts 4 thru 7 with L.H. and R.H. Trim - #3463-09

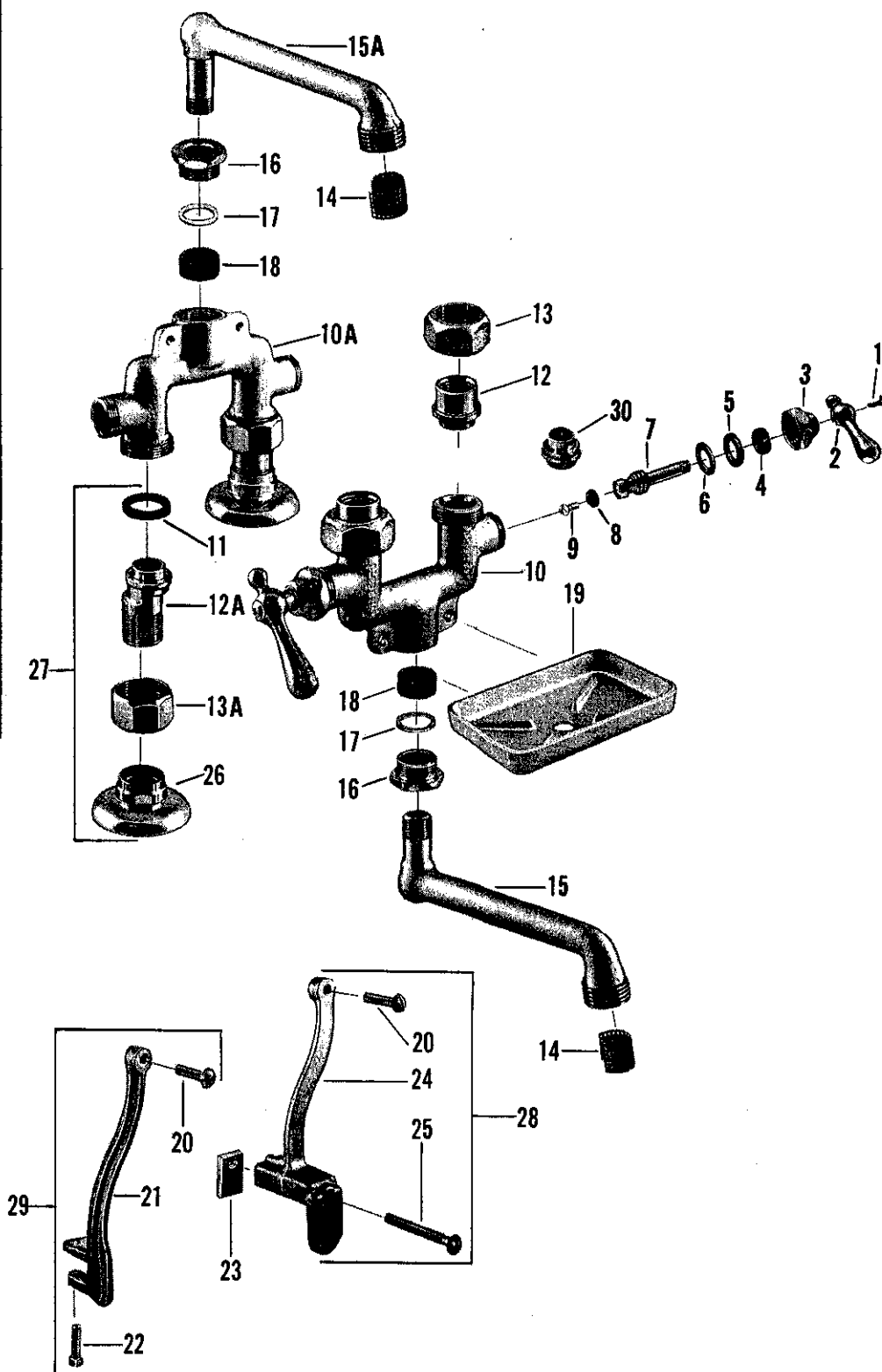




8360.018 (R 5101)



8363.012 (R 5130)



| no. | description | part no. | R 5100 | R 5110 | R 5130 |
|-----|---|-----------|--------|--------|--------|
| | | | R 5101 | R 5111 | |
| | | | R 5102 | R 5112 | |
| | | | R 5103 | R 5113 | |
| 1 | Handle Screw | 173-01 | | | |
| 2 | Handle - Specify Index | 1190-02 | | | |
| 3 | Cap | 21436-02 | | | |
| 4 | Stem Packing | 1311-07 | | | |
| 5 | Washer | 21625-07 | | | |
| 6 | Cap Washer | 1863-07 | | | |
| 7 | Stem w/washer & Screw - Cold - L.H. Thread | 63375-04 | | | |
| | Stem w/washer & Screw - Hot - R.H. Thread | 63381-04 | | | |
| 8 | Seat Washer | 441-07 | | | |
| 9 | Seat Washer Screw | 169-07 | | | |
| 10 | Body | 37360-04* | | | |
| 10A | Body | 37059-04* | | | |
| 11 | Coupling Washer | 456-07 | | | |
| 12 | Ground Joint Swivel | 1836-04 | | | |
| 12A | Female Shank | 20427-02 | | | |
| 13 | Coupling Nut | 25513-04 | | | |
| 13A | Coupling Nut | 1233-22 | | | |
| 14 | Stream Regulator | 33953-07 | | | |
| 15 | Spout (R 5100-1-2-3-10-11-12-13) | 20658-04* | | | |
| 15A | Spout (R 5130) | 21019-04 | | | |
| 16 | Packing Nut | 350-14 | | | |
| 17 | Friction Ring | 21316-07 | | | |
| 18 | Spout Packing | 1616-07 | | | |
| 19 | Soap Dish | 67269-04 | | | |
| 20 | Screw - 1" Long (For R 5101-5103-5111-5113) | 983-09 | | | |
| | Screw - 3/4" Long (For R 5100-5102-5110-5112) | 982-09 | | | |
| 21 | L.H. Bracket (For R 5110-5111-5112-5113) | 35764-05* | | | |
| | R.H. Bracket (For R 5110-5111-5112-5113) | 35763-05* | | | |
| 22 | Set Screw | 1396-19 | | | |
| 23 | Bolt Follower | 981-09* | | | |
| 24 | L.H. Bracket (For R 5100-5101-5102-5103) | 492-27* | | | |
| | R.H. Bracket (For R 5100-5101-5102-5103) | 493-27* | | | |
| 25 | Bolt | 997-19 | | | |
| 26 | Adjustable Flange | 609-22 | | | |
| 27 | Female Shank S/A | 14319-02 | | | |
| 28 | R.H. Bracket S/A (R 5101-5103) | 7803-09 | | | |
| | L.H. Bracket S/A (R 5101-5103) | 7804-09 | | | |
| | R.H. Bracket S/A (R 5100-5102) | 7801-09 | | | |
| | L.H. Bracket S/A (R 5100-5102) | 7802-09 | | | |
| 29 | R.H. Bracket S/A (R 5111-5113) | 7811-05 | | | |
| | L.H. Bracket S/A (R 5111-5113) | 7812-05 | | | |
| | R.H. Bracket S/A (R 5110-5112) | 7809-05 | | | |
| | L.H. Bracket S/A (R 5110-5112) | 7810-05 | | | |
| 30 | Copper Sweat Connection Swivel (For R 5102-5103-5112-5113) | 244-15 | | | |

* NOT AVAILABLE

Repair Kit consisting of (2) each parts 4 thru 7 with L.H. and R.H. Trim - #3463-09

| no. | description | part no. | R 5140 | R 5144 | R 5140 VB | R 5144 VB |
|-----|--|----------------------------|--------|--------|-----------|-----------|
| 1 | Handle Screw | 173-01 | | | | |
| 2 | Handle - Specify Index | 1185-12 | | | | |
| 3 | Cap | 21436-02 | | | | |
| 4 | Stem Packing | 1311-07 | | | | |
| 5 | Washer | 21625-07 | | | | |
| 6 | Cap Washer | 1863-07 | | | | |
| 7 | Stem w/Washer & Screw - Cold - L.H. Thread | 63375-04 | | | | |
| 8 | Stem w/Washer & Screw - Hot - R.H. Thread | 63381-04 | | | | |
| 9 | Seat Washer | 441-07 | | | | |
| 10 | Seat Washer Screw | 169-07 | | | | |
| 11 | Seat | Brass 174-14, Monel 175-37 | | | | |
| 12 | Body w/seats | 8190-04* | | | | |
| 13 | Body w/seats | 8327-04* | | | | |
| 14 | Coupling Washer | 456-07 | | | | |
| 15 | Female Shank | 20427-02 | | | | |
| 16 | Coupling Nut | 1233-22 | | | | |
| 17 | Flange | 609-22 | | | | |
| 18 | Close Nipple* | 39525-07 | | | | |
| 19 | Packing Nut | 25013-02 | | | | |
| 20 | Lock Washer | 21365-05 | | | | |
| 21 | Spacer Washer | 305-17 | | | | |
| 22 | Spout Packing | 473-07 | | | | |
| 23 | Spout - Hose End w/regulator & Packing | 8191-04* | | | | |
| 24 | Stream Regulator | 33953-07 | | | | |
| 25 | Connecting Post | 1162-17 | | | | |
| 26 | Screw | 25673-02 | | | | |
| 27 | Cover | 25674-02 | | | | |
| 28 | Cap | 25672-07 | | | | |
| 29 | "O" Ring | 1888-07 | | | | |
| 30 | Float | 25670-07 | | | | |
| 31 | Vacuum Breaker Body | 25668-04* | | | | |
| 32 | Spout Nut | 350-14 | | | | |
| 33 | Friction Washer | 21316-07 | | | | |
| 34 | Spout Packing | 1616-07 | | | | |
| 35 | Spout Retaining Nut | 25660-07 | | | | |
| 36 | Spout | 25640-04 | | | | |
| 37 | Female S/A | | | | | |
| 38 | (Parts 12,13,14,15)* | 14319-02 | | | | |

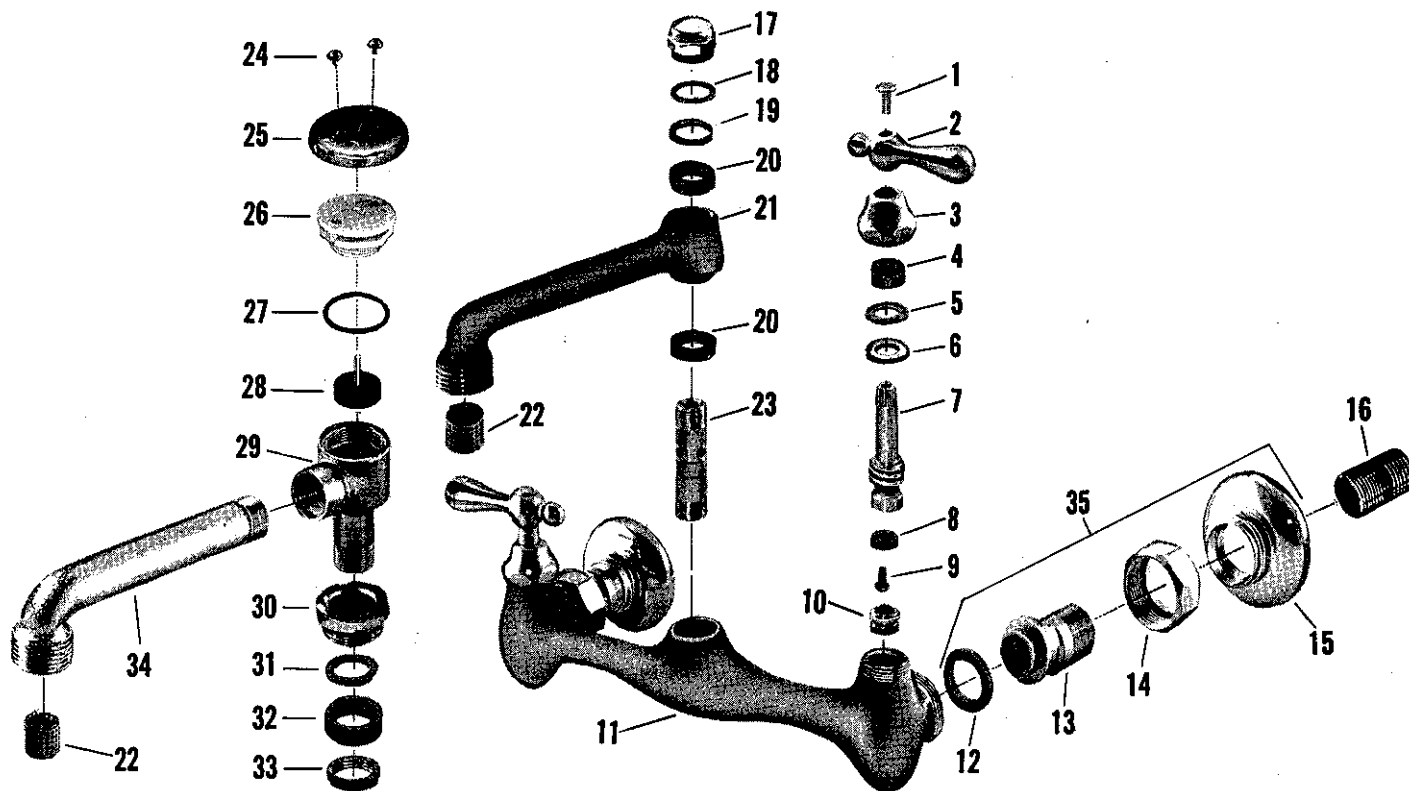
* Note: If Male Shank needed, add Close Nipple, part 16 - #39525-07 to S/A part 35 - #14319-02

• NOT AVAILABLE

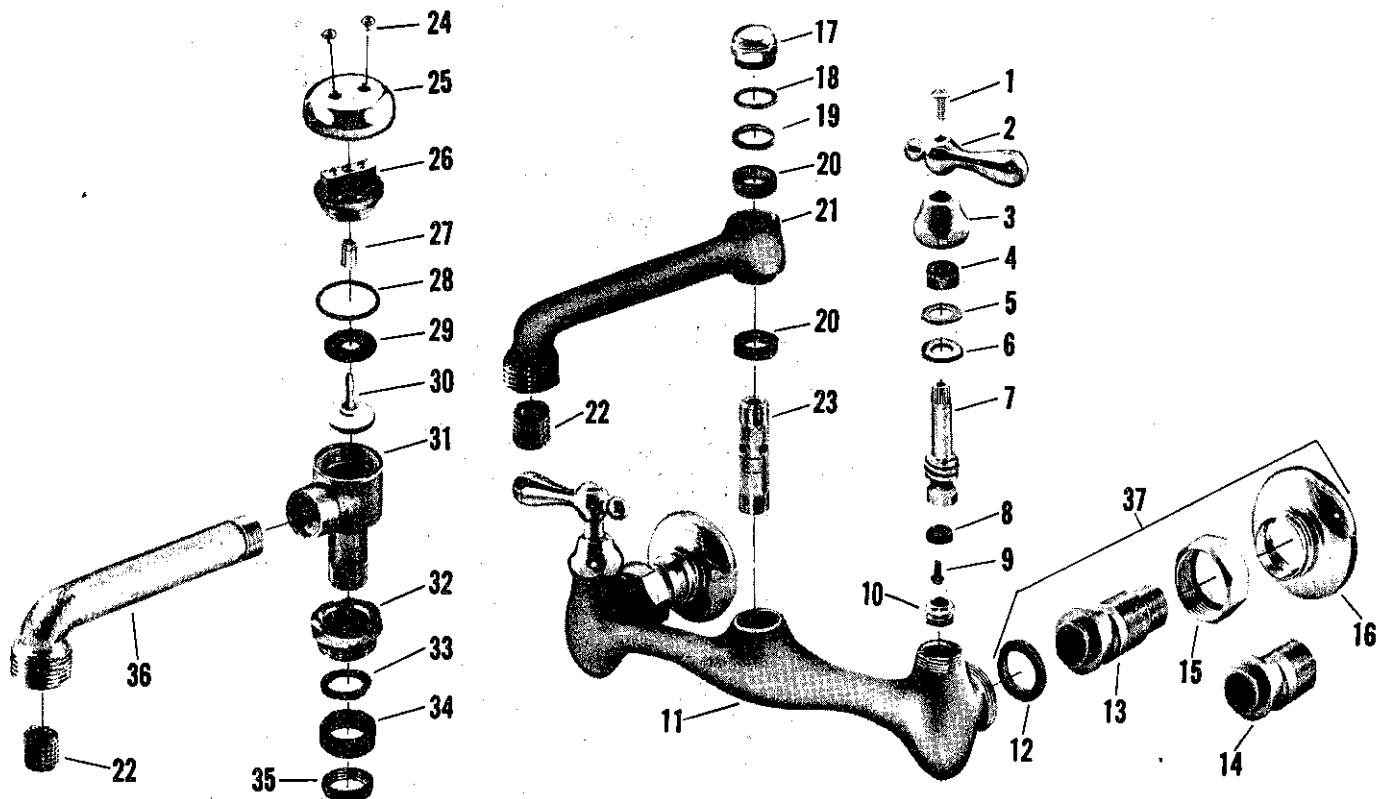

Repair Kit consisting of (2) each parts 4 thru 10 with L.H. & R.H. Trim - #3468-09
 Repair Kit consisting of (1) each parts 4 thru 10 with R.H. Trim only - #12969-09
 Repair Kit consisting of (1) each parts 4 thru 10 with L.H. Trim only - #12970-09




8364.051 (R 5144VB)




| no. | description | part no. | R 5140 B. 935 | R 5144 | R 5140 VB | R 5144 VB |
|-----|--|----------|------------------|--------|-----------|-----------|
| 1 | Handle Screw | 173-01 | | | | |
| 2 | Handle - Specify Index | 1185-12 | | | | |
| 3 | Cap | 21436-04 | | | | |
| 4 | Stem Packing | 1311-07 | | | | |
| 5 | Brass Washer | 21625-08 | | | | |
| 6 | Cap Washer | 125-07 | | | | |
| 7 | Stem w/washer & Screw - Cold - L.H. Thread | 21658-02 | | | | |
| 8 | Stem w/washer & Screw - Hot - R.H. Thread | 21659-02 | | | | |
| 9 | Seat Washer | 441-07 | | | | |
| 10 | Seat Washer Screw | 159-17 | | | | |
| 11 | Seat | 174-14 | | | | |
| 12 | Body w/seats | 8190-04 | | | | |
| 13 | Body w/seats | 8327-04 | | | | |
| 14 | Coupling Washer | 456-07 | | | | |
| 15 | Male Shank | 20428-02 | | | | |
| 16 | Female Shank | 20427-02 | | | | |
| 17 | Coupling Nut | 1233-22 | | | | |
| 18 | Flange | 609-22 | | | | |
| 19 | Packing Nut | 25013-02 | | | | |
| 20 | Lock Washer | 21365-05 | | | | |
| 21 | Spacer Washer | 305-17 | | | | |
| 22 | Spout Packing | 473-07 | | | | |
| 23 | Spout - Hose End w/regulator & Packing | 8191-04 | | | | |
| 24 | Stream Regulator | 33953-08 | | | | |
| 25 | Connecting Post | 1162-17 | | | | |
| 26 | Screw | 25665-02 | | | | |
| 27 | Cover | 25661-02 | | | | |
| 28 | Cap | 25662-04 | | | | |
| 29 | Guide | 25664-08 | | | | |
| 30 | Cap Washer | 25667-07 | | | | |
| 31 | Seat Washer | 25663-07 | | | | |
| 32 | Seat Washer Holder | 25666-07 | | | | |
| 33 | Vacuum Breaker Body | 25668-04 | | | | |
| 34 | Spout Nut | 350-14 | | | | |
| 35 | Friction Washer | 21316-08 | | | | |
| 36 | Spout Packing | 416-07 | | | | |
| 37 | Spout Retaining Nut | 25660-08 | | | | |
| | Spout | 25640-04 | | | | |
| | Assembled Male Shank | 14318-02 | | | | |
| | Assembled Female Shank (Parts 12-14-15-16) | 14319-02 | | | | |






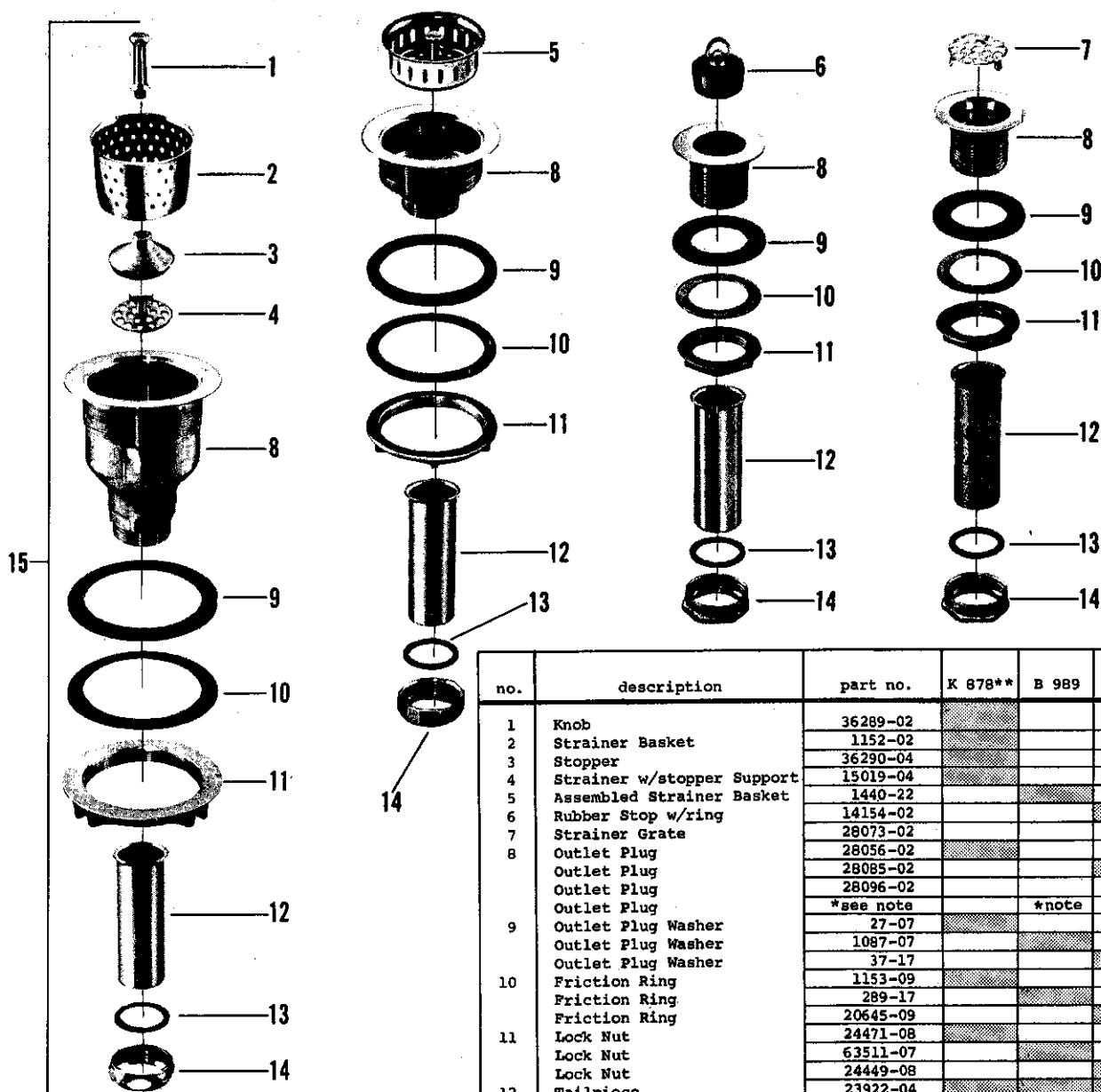
R 4510 B 989



R 4535 B 998



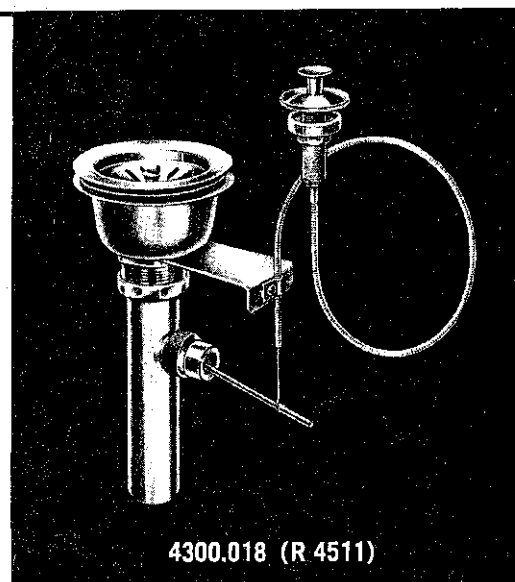
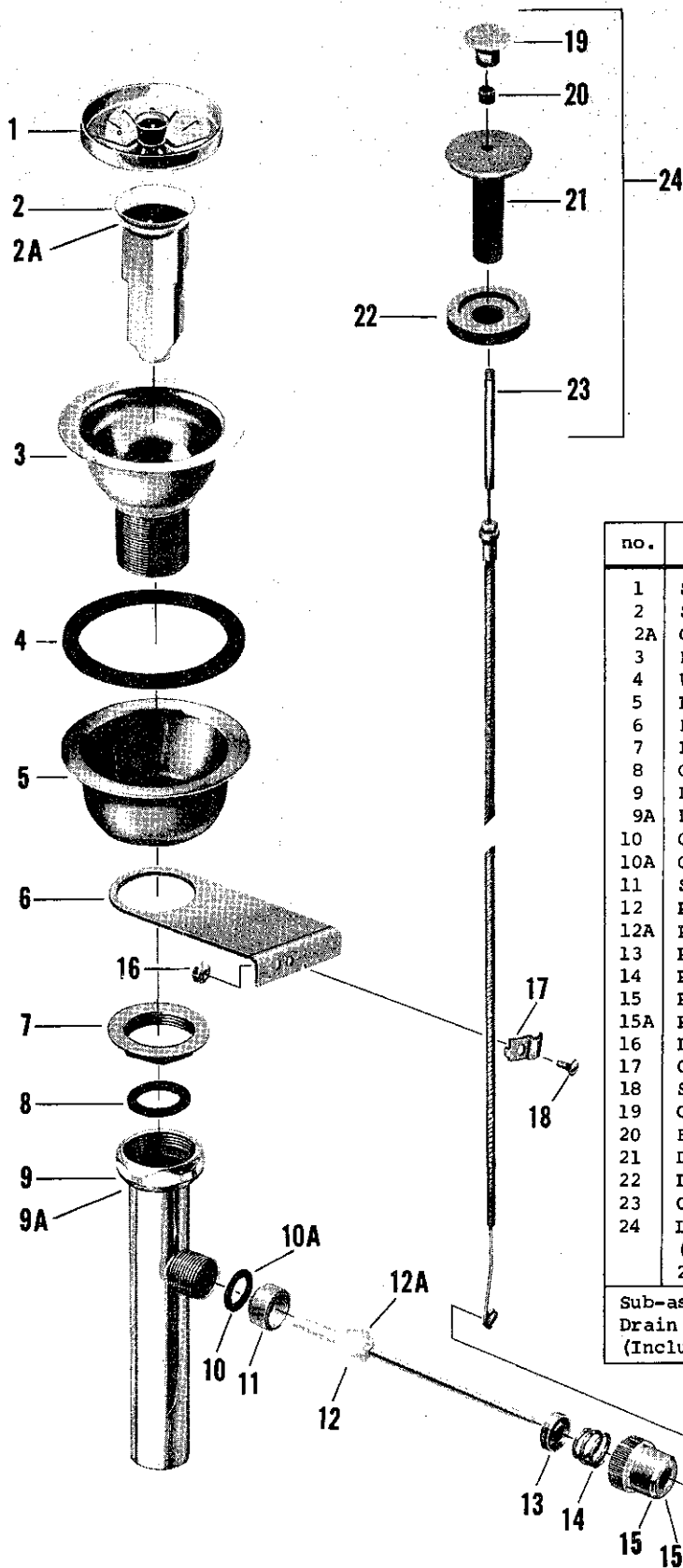
R 4545 B 999



** Not illustrated at top of page

| no. | description | part no. | K 878** | B 989 | R 4535 B 998 | R 4545 B 999 |
|-----|----------------------------|-----------|---------|-------|-----------------|-----------------|
| 1 | Knob | 36289-02 | | | | |
| 2 | Strainer Basket | 1152-02 | | | | |
| 3 | Stopper | 36290-04 | | | | |
| 4 | Strainer w/stopper Support | 15019-04 | | | | |
| 5 | Assembled Strainer Basket | 1440-22 | | | | |
| 6 | Rubber Stop w/ring | 14154-02 | | | | |
| 7 | Strainer Grate | 28073-02 | | | | |
| 8 | Outlet Plug | 28056-02 | | | | |
| | Outlet Plug | 28085-02 | | | | |
| | Outlet Plug | 28096-02 | | | | |
| | Outlet Plug | *see note | | *note | | |
| 9 | Outlet Plug Washer | 27-07 | | | | |
| | Outlet Plug Washer | 1087-07 | | | | |
| | Outlet Plug Washer | 37-17 | | | | |
| 10 | Friction Ring | 1153-09 | | | | |
| | Friction Ring | 289-17 | | | | |
| | Friction Ring | 20645-09 | | | | |
| 11 | Lock Nut | 24471-08 | | | | |
| | Lock Nut | 63511-07 | | | | |
| | Lock Nut | 24449-08 | | | | |
| 12 | Tailpiece | 23922-04 | | | | |
| 13 | Coupling Washer | 5-07 | | | | |
| 14 | Coupling Nut | 628-12 | | | | |
| | Coupling Nut | 24234-05 | | | | |
| 15 | Complete Assembly | 15017-02 | | | | |

Note * Not Available




| no. | Description | part no. | R 4511 | 4300.026 |
|--|--|-----------|--------|----------|
| 1 | Strainer Basket S/A | 73588-02 | | |
| 2 | Stopper & Gasket S/A | 73568-07 | | |
| 2A | Gasket | 73570-07 | | |
| 3 | Body S/A | 73576-02* | | |
| 4 | Washer | 51115-07 | | |
| 5 | Locking Shell | 51303-07* | | |
| 6 | Bracket | 73571-07 | | |
| 7 | Locknut | 24449-07 | | |
| 8 | Gasket | 73592-07 | | |
| 9 | Drain Tube S/A | 73597-02 | | |
| 9A | Drain Tube S/A | 28348-04 | | |
| 10 | Gasket | 50617-07 | | |
| 10A | Gasket | 64705-07 | | |
| 11 | Sleeve Bushing | 50610-07 | | |
| 12 | Pivot Rod & Ball S/A | 72569-04 | | |
| 12A | Pivot Rod & Ball S/A | 70414-07 | | |
| 13 | Pivot Spring Seat | 33244-07 | | |
| 14 | Pivot Spring | 827-07 | | |
| 15 | Pivot Nut | 73567-04 | | |
| 15A | Pivot Bushing | 70507-04 | | |
| 16 | Lockwasher Nut | 73590-07 | | |
| 17 | Clamp | 73572-07 | | |
| 18 | Screw | 73591-07 | | |
| 19 | Control Knob | 72516-02 | | |
| 20 | Bumper | 73557-07 | | |
| 21 | Deck Fitting S/A | 73584-06 | | |
| 22 | Locknut | 73574-07 | | |
| 23 | Control S/A | 73582-04 | | |
| 24 | Lift Control S/A (Includes Parts 19, 20, 21, 22, 23) | 73585-02 | | |
| Sub-assembly Drain S/A (Includes 9A, 10A, 12A & 15A) | | 28349-04 | | |

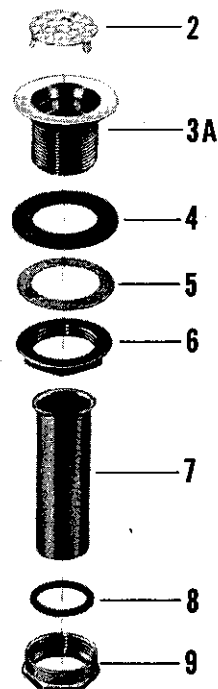
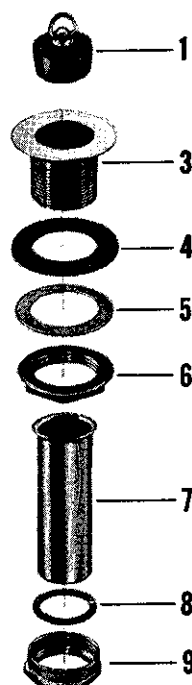
* NOT AVAILABLE



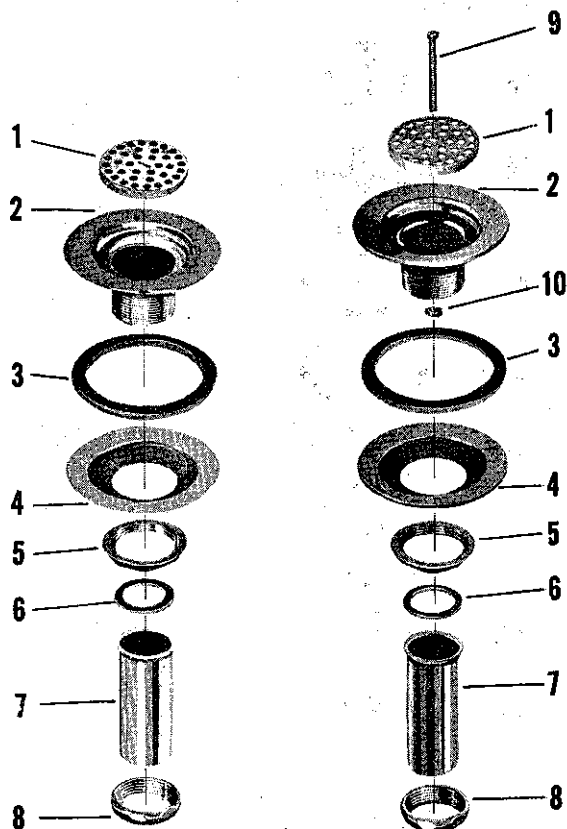
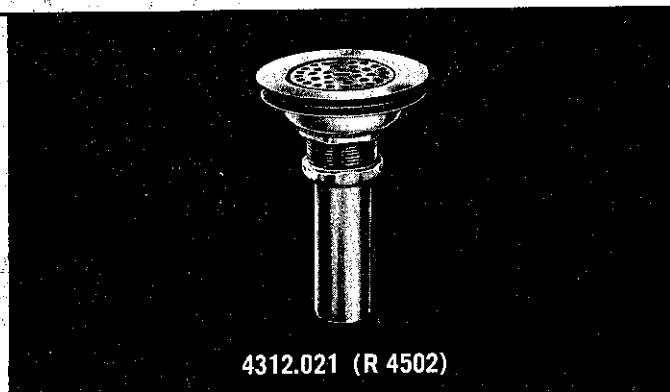
4362.026 (R 4545)



4362.042 (R 4535)




| no. | description | part no. | R 4535 | R 4545 |
|-----|--------------------|----------|--------|--------|
| 1 | Rubber Stop w/ring | 51766-02 | | |
| 2 | Strainer Grate | 63503-04 | | |
| 3 | Outlet Plug | 28085-02 | | |
| 3A | Outlet Plug | 28096-02 | | |
| 4 | Outlet Plug Washer | 51589-07 | | |
| 5 | Friction Ring | 51245-07 | | |
| 6 | Lock Nut | 51685-07 | | |
| 7 | Tailpiece | 51129-84 | | |
| 8 | Coupling Washer | 51361-07 | | |
| 9 | Coupling Nut | 51684-07 | | |




| no. | description | part no. | R 4500 | R 4502 |
|-----|-----------------|----------|--------|--------|
| 1 | Strainer Grid | 1243-22 | | |
| 2 | Strainer Plug | 1078-22* | | |
| | Strainer Plug | 1723-02 | | |
| 3 | Washer | 460-17 | | |
| 4 | Washer Retainer | 28298-07 | | |
| 5 | Lock Nut | 24449-07 | | |
| 6 | Coupling Washer | 51361-07 | | |
| 7 | Tailpiece | 51129-04 | | |
| 8 | Coupling Nut | 24234-05 | | |
| | Coupling Nut | 628-12 | | |
| 9 | Grid Screw | 1200-32 | | |
| 10 | Nut | 1149-27 | | |


* NOT AVAILABLE



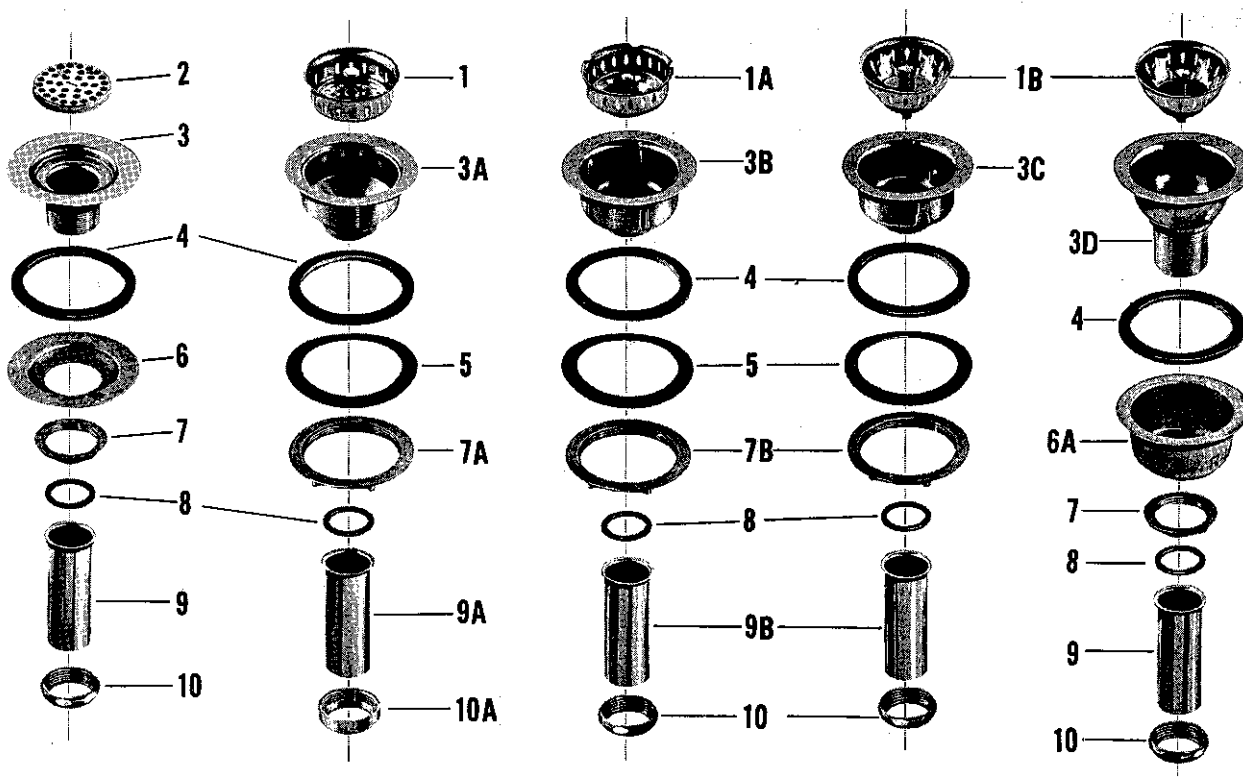
4311.015 (R 4505)



4331.013 (R 4510)

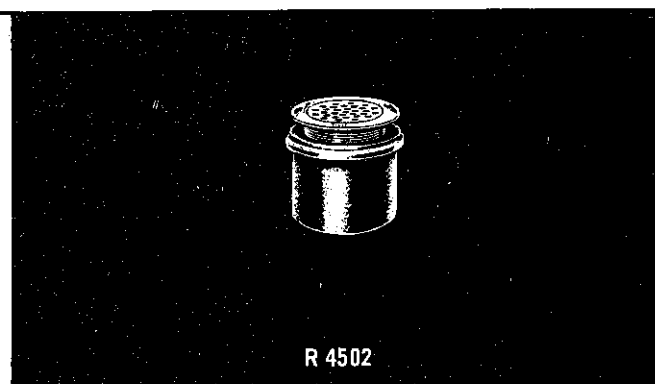
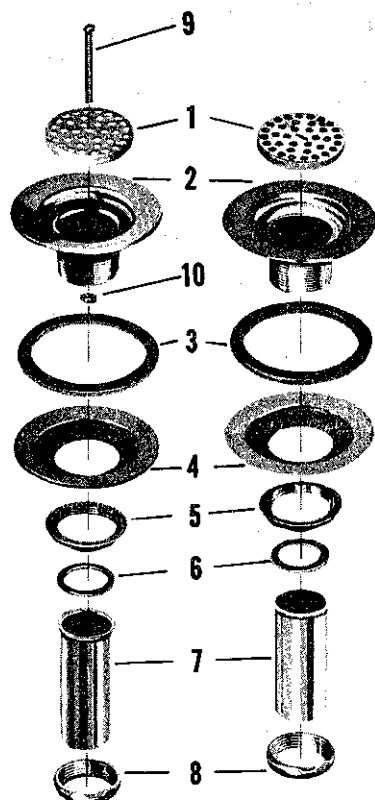


4320.016 (R 4515)


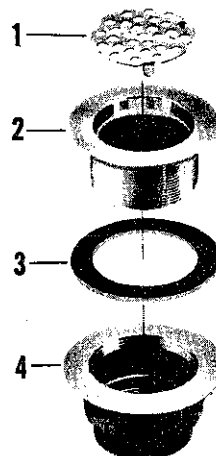
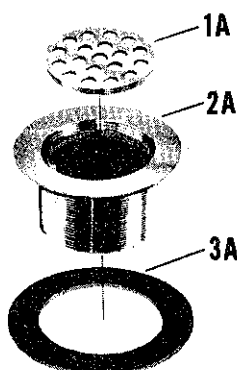


| no. | description | part no. | R 4505 | R 4510 | C 4570 40245 | C 4580 40250 | R 4515 |
|-----|--------------------|-----------|--------|--------|-----------------|-----------------|--------|
| 1 | Strainer Basket | 63530-02 | | | | | |
| 1A | Strainer Basket | 55955-02 | | | | | |
| 1B | Strainer Basket | 55781-07 | | | | | |
| 2 | Snap Screen | 51232-02 | | | | | |
| 3 | Body | 63500-02* | | | | | |
| 3A | Body | 63504-02* | | | | | |
| 3B | Body | 55951-02* | | | | | |
| 3C | Body | 51368-02* | | | | | |
| 3D | Body | 63518-07* | | | | | |
| 4 | Washer | 51115-07 | | | | | |
| 5 | Friction Washer | 51114-07 | | | | | |
| 6 | Locking Shell | 51195-07* | | | | | |
| 6A | Locking Shell | 51303-07* | | | | | |
| 7 | Lock Nut | 55785-07 | | | | | |
| 7A | Lock Nut | 63511-07 | | | | | |
| 7B | Lock Nut | 51246-07 | | | | | |
| 8 | Coupling Washer | 51361-07 | | | | | |
| 9 | Tailpiece | 51552-04 | | | | | |
| 9A | Tailpiece | 51129-04 | | | | | |
| 9B | Tailpiece | 51117-02* | | | | | |
| 10 | Coupling Nut Zinc | 55784-07 | | | | | |
| 10A | Coupling Nut Brass | 51684-07 | | | | | |

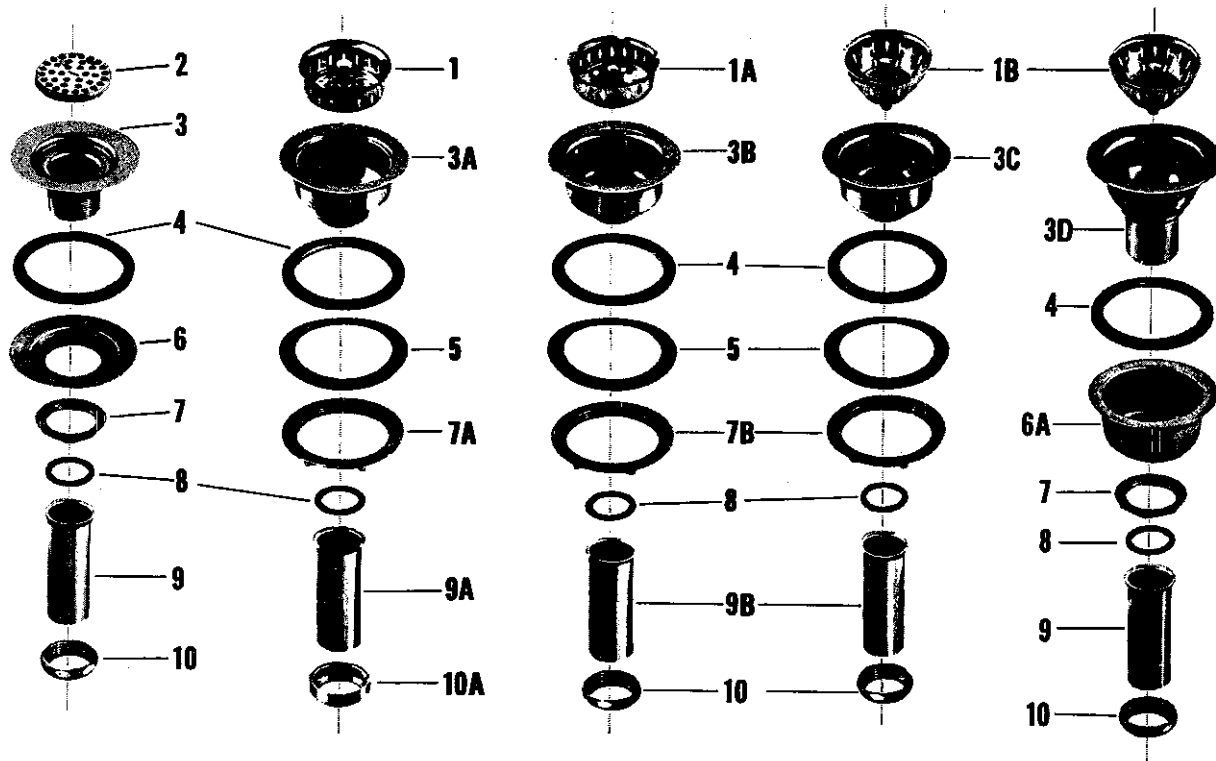
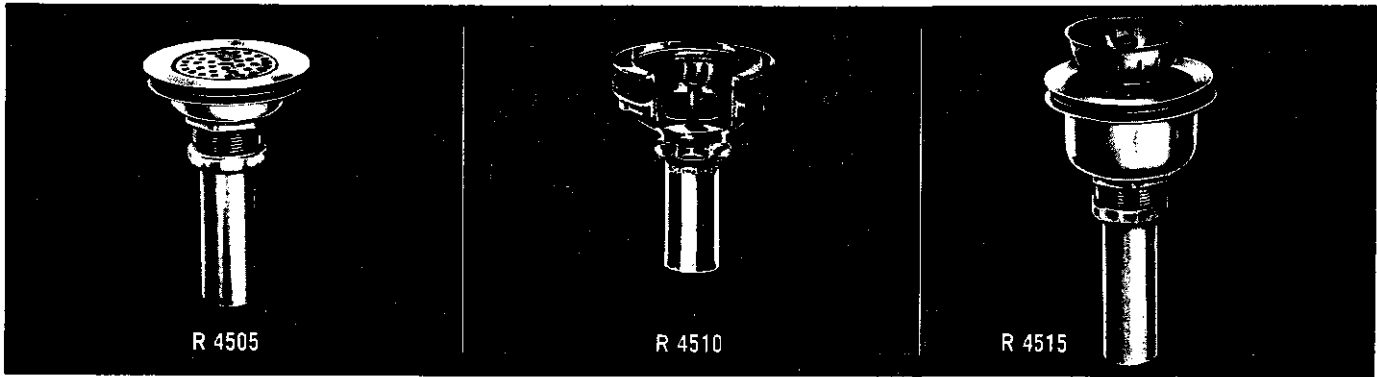
* NOT AVAILABLE



| no. | description | part no. | R 4500 | R 4502 |
|-----|-----------------|----------|--------|--------|
| 1 | Strainer Grid | 1243-22 | | |
| 2 | Strainer Plug | 1078-22 | | |
| | Strainer Plug | 1723-02 | | |
| 3 | Washer | 460-47 | | |
| 4 | Washer Retainer | 1280-19 | | |
| 5 | Lock Nut | 24449-08 | | |
| 6 | Coupling Washer | 5-07 | | |
| 7 | Tailpiece | 23922-04 | | |
| 8 | Coupling Nut | 24234-05 | | |
| | Coupling Nut | 628-12 | | |
| 9 | Grid Screw | 1200-32 | | |
| 10 | Nut | 1149-27 | | |



| no. | description | part no. | R 4551-1 | R 4551-2 | R 4553-1 | R 4553-2 | R 4555 |
|-----|---------------|----------|----------|----------|----------|----------|--------|
| 1 | Strainer Grid | 28074-02 | | | | | |
| 1A | Strainer Grid | 28117-02 | | | | | |
| 2 | Strainer Plug | 28148-02 | | | | | |
| 2A | Strainer Plug | 28121-02 | | | | | |
| 3 | Washer | 1215-07 | | | | | |
| 3A | Washer | 36-07 | | | | | |
| 4 | Socket | 28289-08 | | | | | |
| 4A | Socket | 28290-08 | | | | | |
| 4B | Socket | 65388-08 | | | | | |



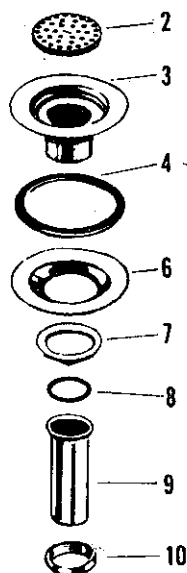
| no. | description | part no. | R 4505 | R 4510 | 40245 | 40250 | R 4515 |
|-----|--------------------|----------|--------|--------|-------|-------|--------|
| 1 | Strainer Basket | 63520-02 | | | | | |
| 1A | Strainer Basket | 55955-02 | | | | | |
| 1B | Strainer Basket | 55781-07 | | | | | |
| 2 | Snap Screen | 51232-02 | | | | | |
| 3 | Body | 63500-02 | | | | | |
| 3A | Body | 63504-02 | | | | | |
| 3B | Body | 55951-02 | | | | | |
| 3C | Body | 51368-02 | | | | | |
| 3D | Body | 63518-07 | | | | | |
| 4 | Washer | 51115-07 | | | | | |
| 5 | Friction Washer | 41114-07 | | | | | |
| 6 | Locking Shell | 51195-07 | | | | | |
| 6A | Locking Shell | 51303-07 | | | | | |
| 7 | Lock Nut | 55785-07 | | | | | |
| 7A | Lock Nut | 63511-07 | | | | | |
| 7B | Lock Nut | 51246-07 | | | | | |
| 8 | Coupling Washer | 51361-07 | | | | | |
| 9 | Tailpiece | 51552-02 | | | | | |
| 9A | Tailpiece | 51129-04 | | | | | |
| 9B | Tailpiece | 51117-02 | | | | | |
| 10 | Coupling Nut Zinc | 55784-07 | | | | | |
| 10A | Coupling Nut Brass | 51684-07 | | | | | |

KISSLER & CO., INC.

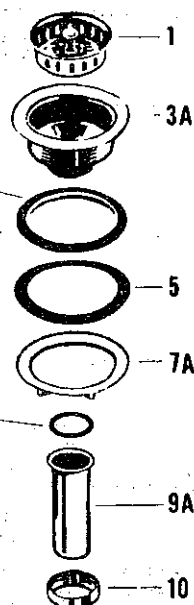
AMERICAN-STANDARD Plumbing Fittings Replacement Parts

SINK Strainers

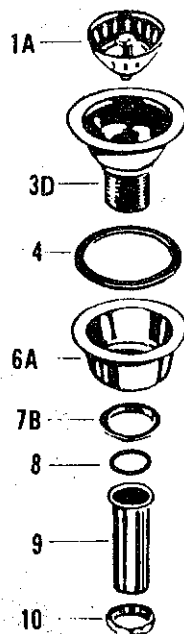
4311.023



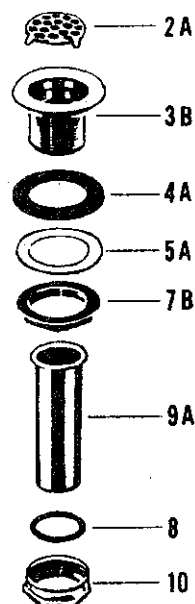
4331.013



4320.024




4362.026



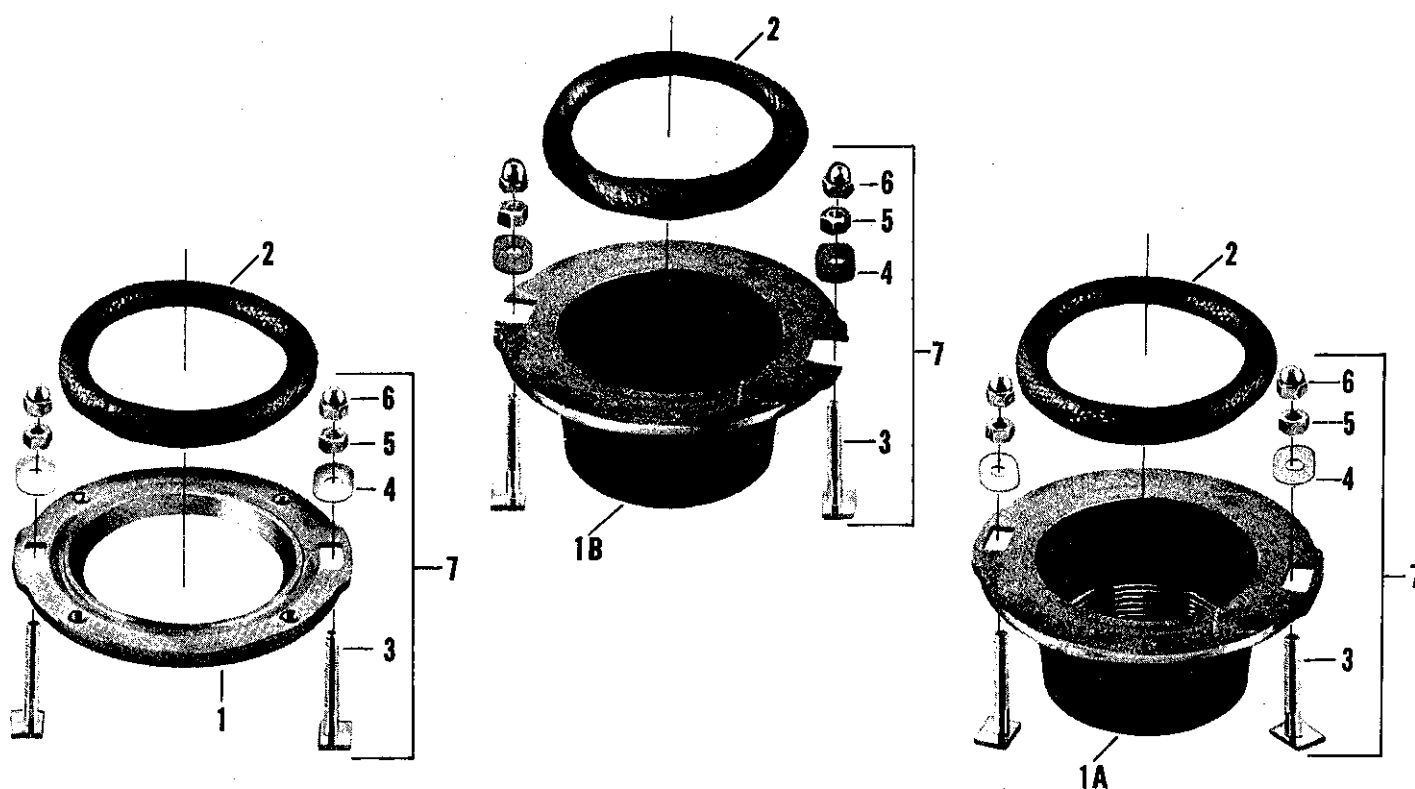
| Item No. | Part No. | Description |
|----------|----------|---------------|
| 1. | 63530.02 | Basket S/A |
| 1A. | 55781.07 | Basket S/A |
| 2. | 51232.04 | Snap screen |
| 2A. | 63503.04 | Snap screen |
| 3.* | 63500.02 | Body |
| 3A.* | 63504.02 | Strainer body |
| 3B.* | 63502.02 | Body |
| 3D.* | 63518.02 | Body S/A |
| 4. | 51115.07 | Washer |
| 4A. | 51589.07 | Washer |
| 5. | 51114.07 | Fiber washer |
| 5A. | 51245.07 | Fiber washer |
| 6.* | 51195.07 | Locknut shell |
| 6A.* | 51303.07 | Locknut shell |
| 7. | 55785.07 | Locknut |
| 7A. | 63511.07 | Locknut |
| 7B. | 24449.04 | Locknut |
| 8. | 51361.07 | Gasket |
| 9.* | 51117.04 | Tailpiece |
| 9A.* | 51552.07 | Tailpiece |
| 10. | 51684.07 | Slip nut |

*Not available as repair part


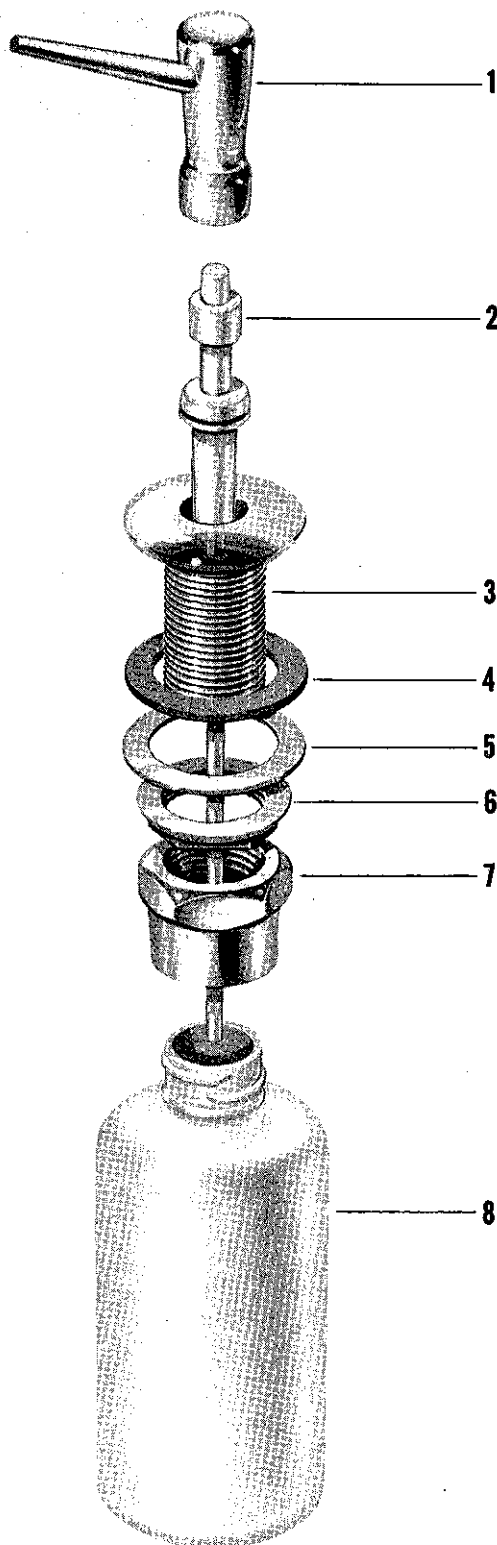
Order by part number



| no. | description | part no. | Rough Brass Finish | Chromard Finish |
|-----|--------------|----------|--------------------------|--------------------|
| 1 | Plug Plug | 28915-08 | | |
| | | 28916-02 | | |
| 2 | Washer | 223-27 | | |



| no. | description | part no. | #50 Flange | #51 Flange | #52 Flange |
|-----|-----------------------------|----------|------------|------------|------------|
| 1 | Flange | 31742-08 | | | |
| 1A | Flange | 31752-08 | | | |
| 1B | Flange | 1580-08 | | | |
| 2 | Gasket | 499-07 | | | |
| 3 | Bolt | 32132-08 | | | |
| 4 | Washer | 250-12 | | | |
| 5 | Hex Nut | 132-11 | | | |
| 6 | Cap Nut | 138-31 | | | |
| 7 | Bolt S/A (Parts 3-4-5-6) | 12783-02 | | | |



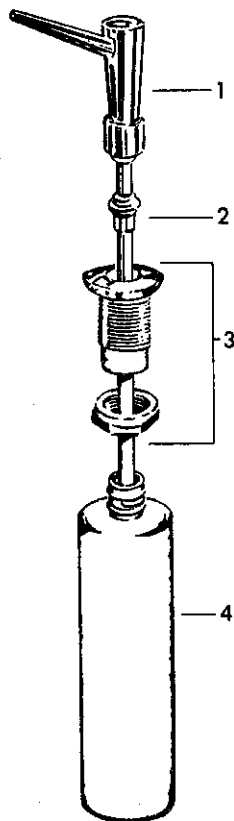
| no. | description | part no. | R 4600 |
|-----|------------------|----------|--------|
| 1 | Head & Spout S/A | 29508-02 | |
| 2 | Pump | 70079-07 | |
| 3 | Escutcheon | 29505-02 | |
| 4 | Fiber Washer | 49-17 | |
| 5 | Brass Washer | 63459-07 | |
| 6 | Locknut | 29414-09 | |
| 7 | Coupling Nut | 29503-07 | |
| 8 | Bottle | 29502-07 | |

Furnished complete (Parts 1 thru 8) - #4600-02

KISSLER & CO., INC.

AMERICAN-STANDARD Plumbing Fittings Replacement Parts

SOAP and Lotion Dispenser for Fiesta Sinks 4503.017



Soap & Lotion Dispenser

| Item No. | Part No. | Description |
|----------|----------|-------------------|
| 1. | 2176.02 | Head and pump S/A |
| 2. | 70079.07 | Pump |
| 3. | 2177.02 | Support assembly |
| 4. | 29502.07 | Bottle |

Order by part number