


HOSPITAL and INSTITUTIONAL PLUMBING FITTINGS

Contents	page
Bath and shower fittings	6-1
Lavatory fittings	6-69
Sink and service sink fittings	6-121
Laboratory fittings	6-173
Tube cleansers, mixing valves, bedpan cleansers	6-188
Drain plugs, strainers, supply pipes	6-226
Drinking fountain and miscellaneous fittings	6-242

Please Stop And Visit Us On Your Next Trip To The New York Area.



**WE
DUPLICATE
ANY
PART
REGARDLESS
OF AGE!!**

KISSLER & CO., INC. complete line of repair parts for plumbing fixtures are a blend of rugged construction, the finest materials, and supreme engineering. From our ultra-modern 50,000 square foot manufacturing and warehouse facility, we daily "Duplicate Any Part Regardless of Age."


Call or write for information on how to obtain a Kissler catalog, an encyclopedia of hundreds of faucet repair parts indexed according to original manufacturer. See why Kissler is all you need.

Quality Repair Parts Since 1923.
If You Don't See It, Ask!

800-KISSLER

KISSLER & CO., INC.
We duplicate any part regardless of age.

333 South Van Brunt Street
P.O. Box 9811, Englewood, NJ 07631
NJ: 201/569-5600 NY: 212/933-3800




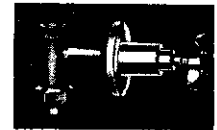

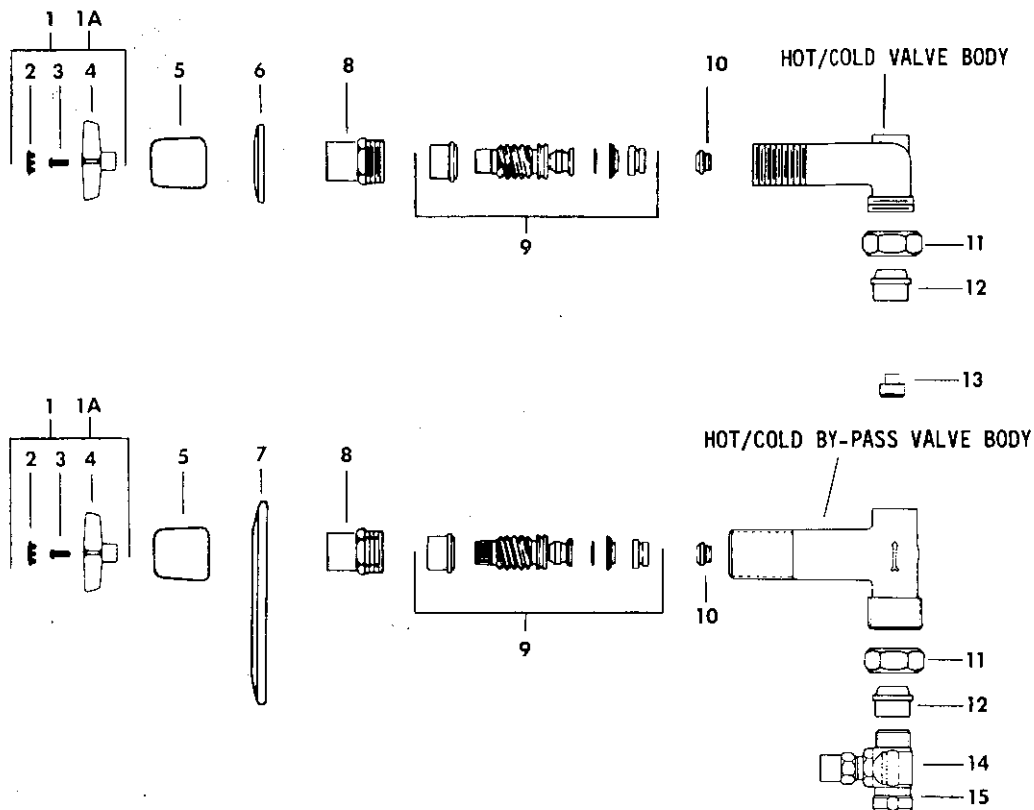
The Source For Plumbing Repair Parts

STERLING FAUCET CO. • STREAMWAY • T & S BRASS • UNION BRASS • UNIVERSAL RUNDLE • WATER SAVER • WOLFE • WOLVERINE BRASS • YOUNGSTOWN • DELTA • DELEX • DICK BROTHERS • DISHMASTER • ACME BRASS • AMERICAN BRASS • AMERICAN KITCHEN • AMERICAN STANDARD • BARDES • BARNES • BELVERNE • BORG WARNER • BRADLEY • BRIGGS • BURLINGTON BRASS • CENTRAL BRASS • CHASE • CHICAGO • CRANE • DELTA • DELEX • DICK BROTHERS • DISHMASTER • EAST RIVER • ELDER • EMPIRE BRASS • FEDERAL HUBER • FISHER • GERBER • GLAUBER • GLOBE • GRAND HAVEN • HAJOCA • HAMMOND • HARCRAFT • HUDSON • INDIANA BRASS • KOHLER • LOGAN • A. V. McDONALD • MATTARD • MICHIGAN BRASS • MILWAUKEE • MOTT • MUELLER • MURRAY & SORENSON • PACIFIC • PECK • PRICE PRISTER • QUEEN CITY • REPCAL • RICHMOND RHEEM • ROYAL BRASS • SALTER • SANDY • SAVCO • SCHABLE • SCOVILLE BRASS • SPEAKMAN • STERLING ROCKWELL

KISSLER & CO., INC.

AMERICAN-STANDARD Plumbing Fittings Replacement Parts

HERITAGE® Bath Valves—1300, 1303, 1460, 1455



1300.276
1303.510
1455.153
1460.104

Item No.	Part No.	Description
1.	7889.021	Handle S/A (index 'C')
	7889.023	Handle S/A (index 'H')
1A.	8689.02	Handle S/A ('H' and 'C')
2.	1838.021	Handle (colored 'C')
	1837.023	Handle (colored 'H')
3.	38342.07	Screw
4.*	615.32	Handle
5.	25168.02	Escutcheon holder
6.	680.32	Escutcheon
7.	70682.06	Escutcheon
8.	25976.02	Locknut
9.	72978.07	Aquaseal trim
10.	862.14	Seat
11.	25513.07	Coupling nut
12.	1836.07	Swivel (1/2" IPS)
13.	27816.02	Plug
14.	29193.07	Stop S/A NPT
15.	72371.07	Stop S/A—solder


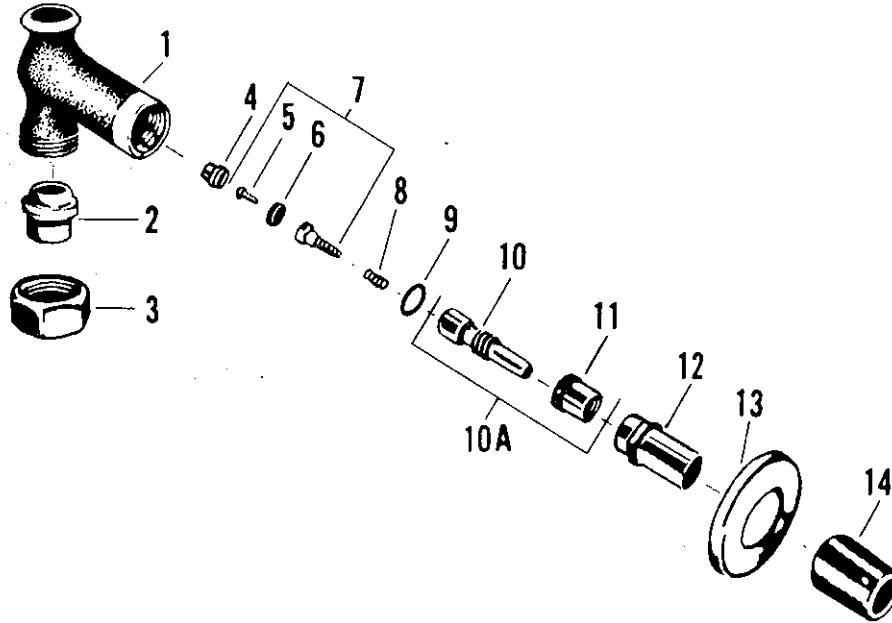
*Not available as repair part.

Order by part number

KISSLER & CO., INC.

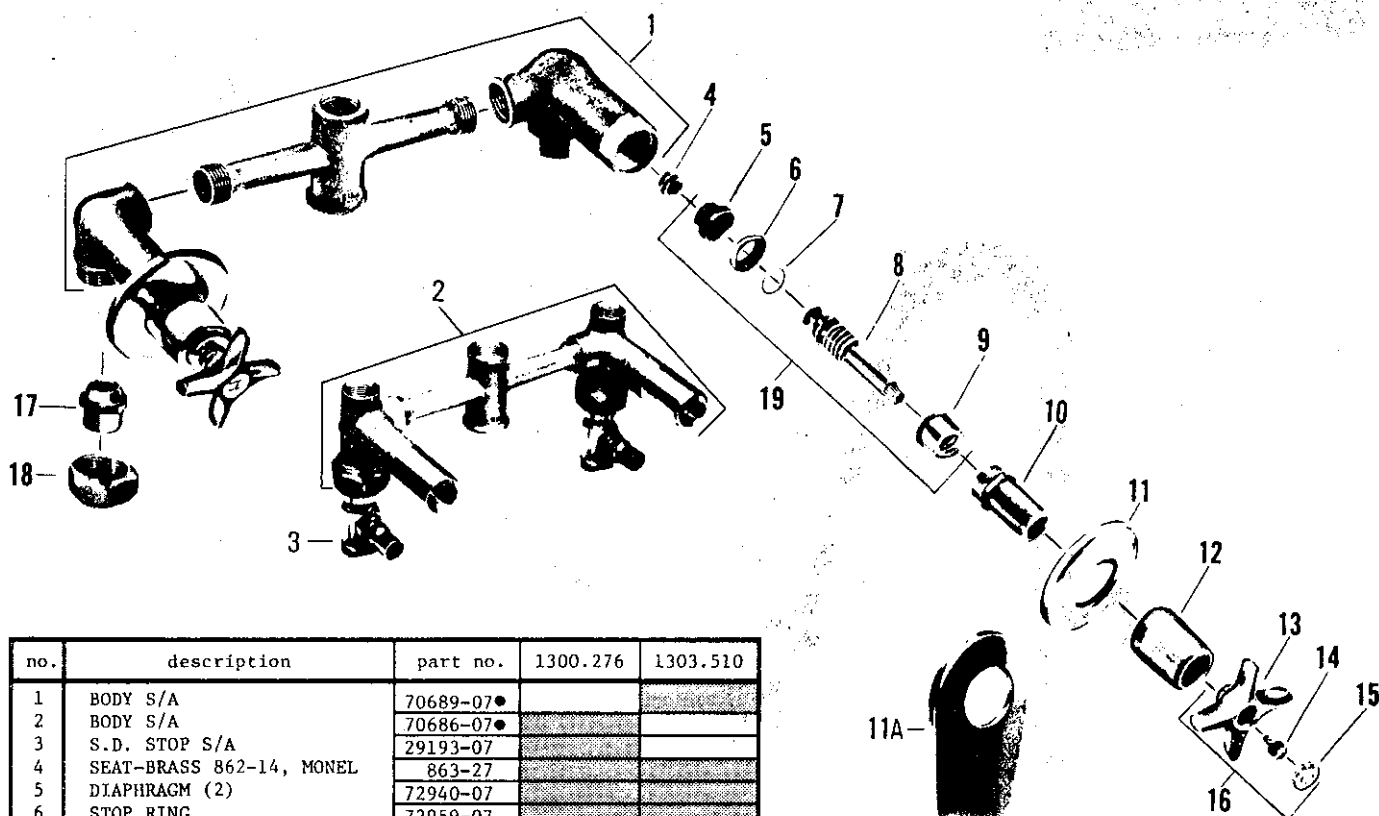

AMERICAN-STANDARD Plumbing Fittings Replacement Parts

HERITAGE® Stop Valves—7583



Item No.	Part No.	Description
1.	—	Body with seat
2.	1836.07	Swivel
3.	25513.07	Swivel nut
4.	862.14	Seat, brass
	863.27	Seat, monel
5.	56480.07	Seat washer screw
6.	1059.27	Seat washer
7.	31323.07	Lower stem with washer and screw
8.	818.27	Spring
9.	886.17	'O' ring
10.	25317.04	Upper stem
10A.	521.34	Stem S/A
11.	854.17	Stem nut
12.	24976.02	Locknut
13.	680.32	Escutcheon
14.	25168.02	Escutcheon holder

Order by part number



no.	description	part no.	1300.276	1303.510
1	BODY S/A	70689-07●		
2	BODY S/A	70686-07●		
3	S.D. STOP S/A	29193-07		
4	SEAT-BRASS 862-14, MONEL	863-27		
5	DIAPHRAGM (2)	72940-07		
6	STOP RING	72959-07		
7	FRICTION RING	246-37		
8	STEM S/A	72976-04●		
9	STEM NUT	72956-07		
10	LOCKNUT	24976-02		
11	ESCUTCHEON	680-32		
11A	ESCUTCHEON	70682-06		
12	ESCH. HOLDER	25168-02		
13	HANDLE	615-32●		
14	HANDLE SCREW	38342-07		
15	INDEX BUTTON 'H'	1837-023		
	INDEX BUTTON 'C'	1838-021		
16	HDLE S/A-SPECIFY INDEX	7889-02		
17	SWIVEL	1836-07		
18	COUPLING NUT	25513-07		
19	AQUASEAL TRIM S/A	72978-04		
20	½" PIPE PLUG (NOT SHOWN)	27816-04		

● NOT AVAILABLE


REPAIR KIT CONSISTING OF (2) EACH PARTS 4 & 19-#12954-09

REPAIR KIT CONSISTING OF (1) EACH PARTS 4 & 19-#12972-09

Shower Fittings

RE-NU

KISSLER & CO., INC.



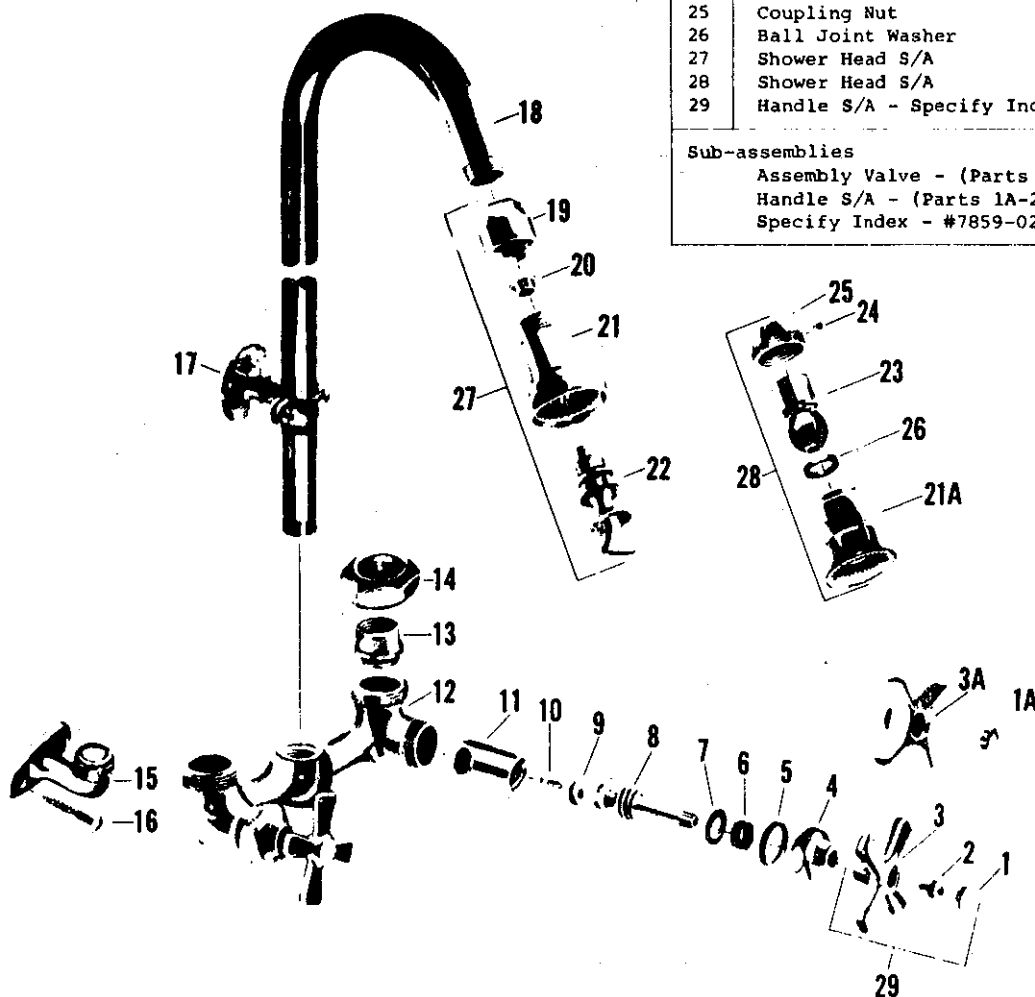
No.	Description	MB 13064	MB 93064
1	Button - Specify Index	1255-12	-
1A	Button - Specify Index	-	55906-02
2	Screw w/lock Washer	264-17	264-17
3	Handle	1254-12	-
3A	Handle	-	25659-02
4	Cap	21437-02	21437-02
5	Cap Washer	1044-07	1044-07
6	Packing	1311-07	1311-07
7	Brass Washer	21625-08	21625-08
8	Stem w/washer & Screw	20731-02	20731-02
9	Seat Washer	441-07	441-07
10	Seat Washer Screw	159-17	159-17
11	Re-Nu Sleeve	20336-08	20336-08
12	Body	27283-04	27283-04
13	Coupling	1836-04	1836-04
14	Coupling Nut	25513-04	25513-04
15	Wall Support	37399-04	37399-04
16	Wall Support Screw	1248-01	1248-01
17	Wall Bracket for Riser	11344-02	11344-02
18	Gooseneck Riser	41930-09	41930-09
19	Adapter	27298-02	-
20	Collar	28321-08	-
21	Shower Body	28337-02	-
21A	Shower Body	-	73526-02
22	Regulator	28335-02	-
23	Integral Ball	-	289-32
24	Set Screw	-	73530-07
25	Coupling Nut	-	73528-02
26	Ball Joint Washer	-	1077-07
27	Shower Head S/A	18955-02	-
28	Shower Head S/A	-	73535-02
29	Handle S/A - Specify Index	9207-02	-


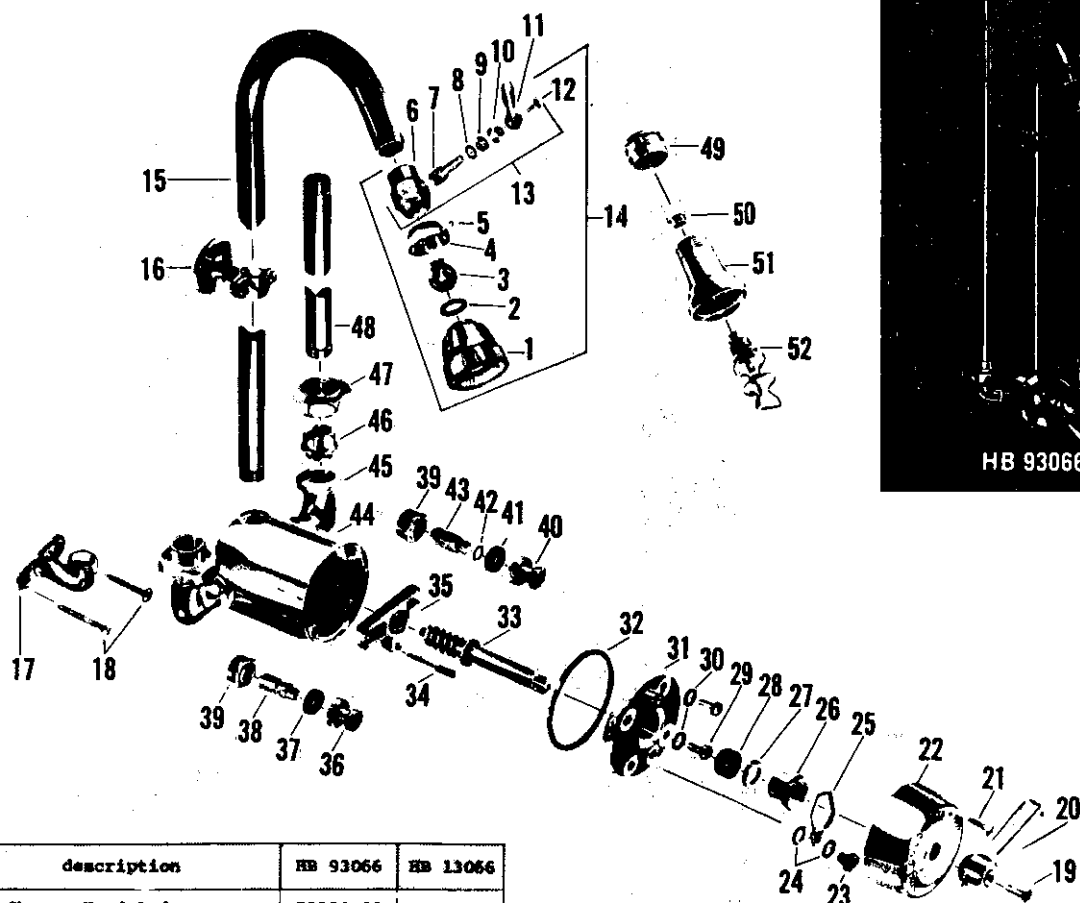
Sub-assemblies

Assembly Valve - (Parts 4 thru 16) - #11330-02

Handle S/A - (Parts 1A-2-3A) -

Specify Index - #7859-02





no.	description	HB 93066	HB 13066
1	Shower Head Body	73526-02	-
2	Ball Joint Washer	1077-07	1077-07
3	Ball	1335-12	1335-12
4	Coupling Nut	73528-02	-
5	Set Screw	73530-07	-
6	Regulator Body	28322-02	28322-02
7	Stem	28324-02	28324-02
8	Washer	21772-07	21772-07
9	Packing	1081-17	1081-17
10	Packing Nut	28323-02	28323-02
11	Handle	27316-02	27316-02
12	Handle Screw	419-01	419-01
13	Volume Regulator S/A	18983-02	18983-02
14	Shower Head S/A	18993-02	-
15	Gooseneck Riser	43107-02	43107-02
16	Riser Wall Bracket	11344-02	11344-02
17	Wall Bracket for Mixer	37399-02	37399-02
18	Wood Screw	1248-01	1248-01
19	Handle Screw	1390-11	1390-11
20	Handle	1192-22	1192-22
21	Dial Plate Screw	1173-31	1173-31
22	Dial Plate	924-12	924-12
23	Regulating Screw Cap	21121-08	21121-08
24	Screw Cap Washer	1325-07	1325-07
25	Packing Nut Holder	65498-08	65498-08
26	Packing Nut	24656-08	24656-08
27	Packing Gland	33894-08	33894-08
28	Stem Packing	391-07	391-07
29	Cap Screw	153-07	153-07
30	Cap Screw Washer	1326-07	1326-07
31	Cap	27291-08	27291-08
32	Cap Washer	998-07	998-07

no.	description	HB 93066	HB 13066
33	Stem	27290-02	27290-02
34	Regulating Screw	27340-08	27340-08
35	Yoke	27293-08	27293-08
36	Seat Washer Holder - Hot	1400-27	1400-27
37	Seat Washer - Hot	44-17	44-17
38	Choke - Hot	1397-27	1397-27
39	Seat	65664-04	65664-04
40	Seat Washer Holder - Cold	1399-27	1399-27
41	Seat Washer - Cold	475-27	475-27
42	Brass Washer (Cold Choke)	65666-08	65666-08
43	Choke - Cold	1383-27	1383-27
44	Body w/seats	8095-02	8095-02
45	Ell	27294-02	27294-02
46	Coupling	23921-02	23921-02
47	Coupling Nut	24186-02	24186-02
48	Supply Pipe	43093-02	43093-02
49	Coupling Nut	-	25018-02
50	Collar	-	28321-08
51	Shower Body	-	28337-02
52	Regulator	-	28335-02


Sub-assemblies -

Shower Head S/A - (Parts 2-13 & 49 thru 52) - #18957-02
 Mixing Valve - (Parts 17 thru 47) - #11359-02

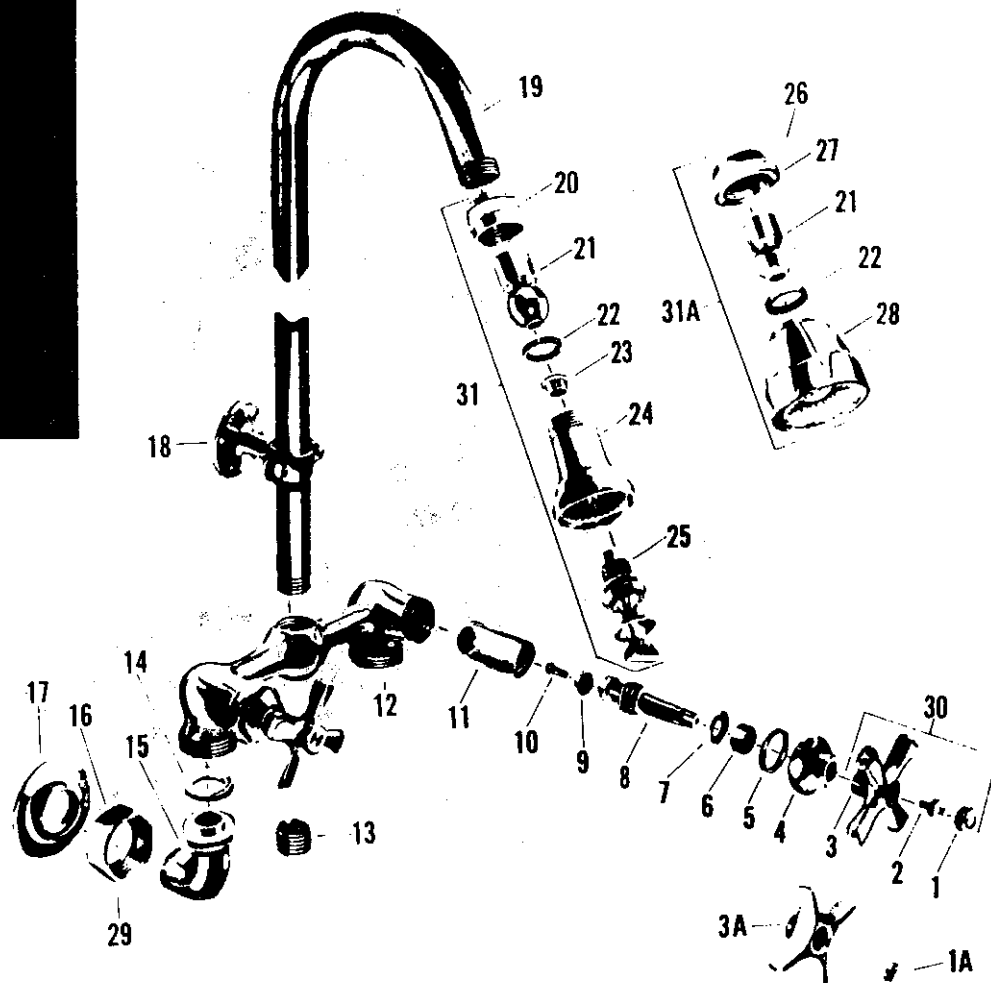
Shower Fittings

RE-NU

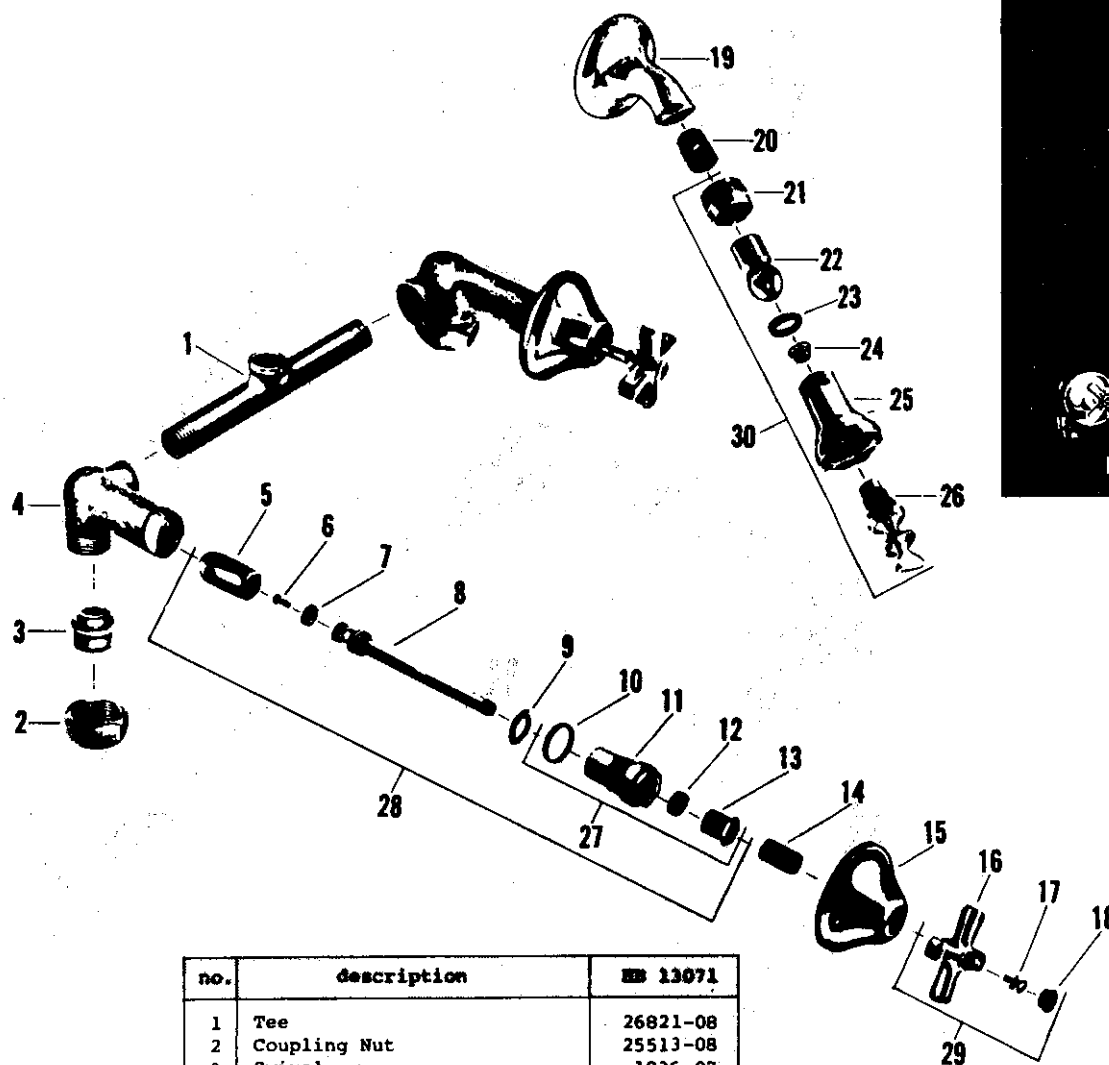
KISSLER & CO., INC.



HB 13070



no.	description	HB 13070	HB 93070	no.	description	HB 13070	HB 93070
1	Button - Specify Index	1255-12	-	16	Coupling Nut	24186-02	24186-02
1A	Button - Specify Index	-	55906-02	17	Flange	31671-02	31671-02
2	Handle Screw	264-17	264-17	18	Wall Bracket	11344-02	11344-02
3	Handle	1254-12	-	19	Gooseneck	43108-02	43108-02
3A	Handle	-	25659-02	20	Ball Nut	25018-02	-
4	Cap	21437-02	21437-02	21	Integral Ball	289-32	289-32
5	Cap Washer	1044-07	1044-07	22	Washer	1077-07	1077-07
6	Packing	1311-07	1311-07	23	Collar	28321-08	-
7	Brass Washer	21625-08	21625-08	24	Shower Body	28337-02	-
8	Stem w/washer & Screw	20731-02	20731-02	25	Regulator	28335-02	-
9	Seat Washer	441-07	441-07	26	Set Screw	-	73530-07
10	Seat Washer Screw	159-17	159-17	27	Coupling Nut	-	73528-02
11	Re-Nu Sleeve	20336-08	20336-08	28	Shower Body	-	73526-02
12	Body	27283-02	27283-02	29	Supply Ell S/A	15346-02	15346-02
13	Body Plug	382-22	382-22	30	Handle S/A - Specify Index	9207-02	-
14	Coupling Washer	456-07	456-07	31	Shower Head S/A	18953-02	-
15	Ell	23969-02	23969-02	31A	Shower Head S/A	-	73535-02
Sub-assemblies							
Valve S/A - (Parts 4 thru 13) - #11312-02							
Handle S/A - (Parts 1A-2-3A) - Specify Index - #7859-02							

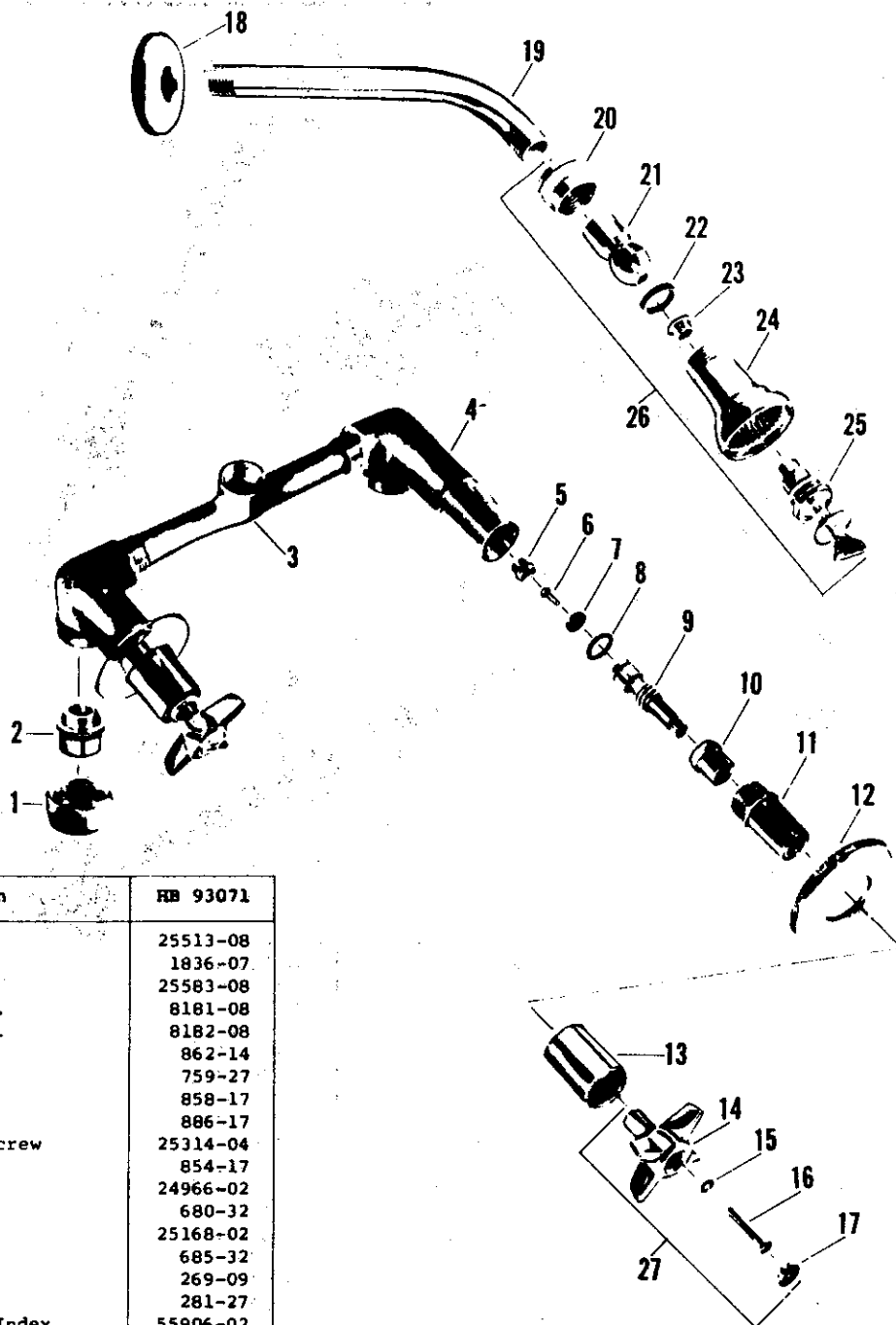
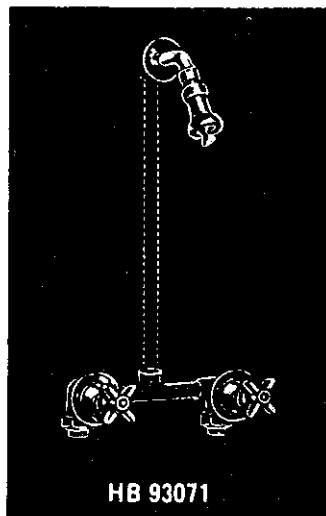


no.	description	HB 13071
1	Tee	26821-08
2	Coupling Nut	25513-08
3	Swivel	1836-07
4	Body - R.H.	37326-08
5	Body - L.H.	37323-08
6	Re-Nu Sleeve	20336-08
7	Seat Washer Screw	159-17
8	Seat Washer	441-07
9	Stem w/washer & Screw	36536-02
10	Brass Washer	1167-17
11	Stuffing Box Washer	408-17
12	Stuffing Box	37318-08
13	Stem Packing	1311-07
14	Stuffing Nut	1184-17
15	Escutcheon Nipple	39976-05
16	Escutcheon	65508-02
17	Handle	1186-12
18	Handle Screw	264-17
19	Button - Specify Index	1255-12
20	Flanged Ell	26558-02
21	Close Nipple	38600-08
22	Coupling Nut	25018-02
23	Integral Ball	289-32
24	Washer	1077-07
25	Collar	28321-08
26	Shower Body	28337-02
27	Regulator	28335-02
28	Stuffing Box S/A	8137-08
29	Re-Nu Trim S/A	18293-02
30	Handle S/A - Specify Index	9171-02
	Shower Head S/A	18953-02

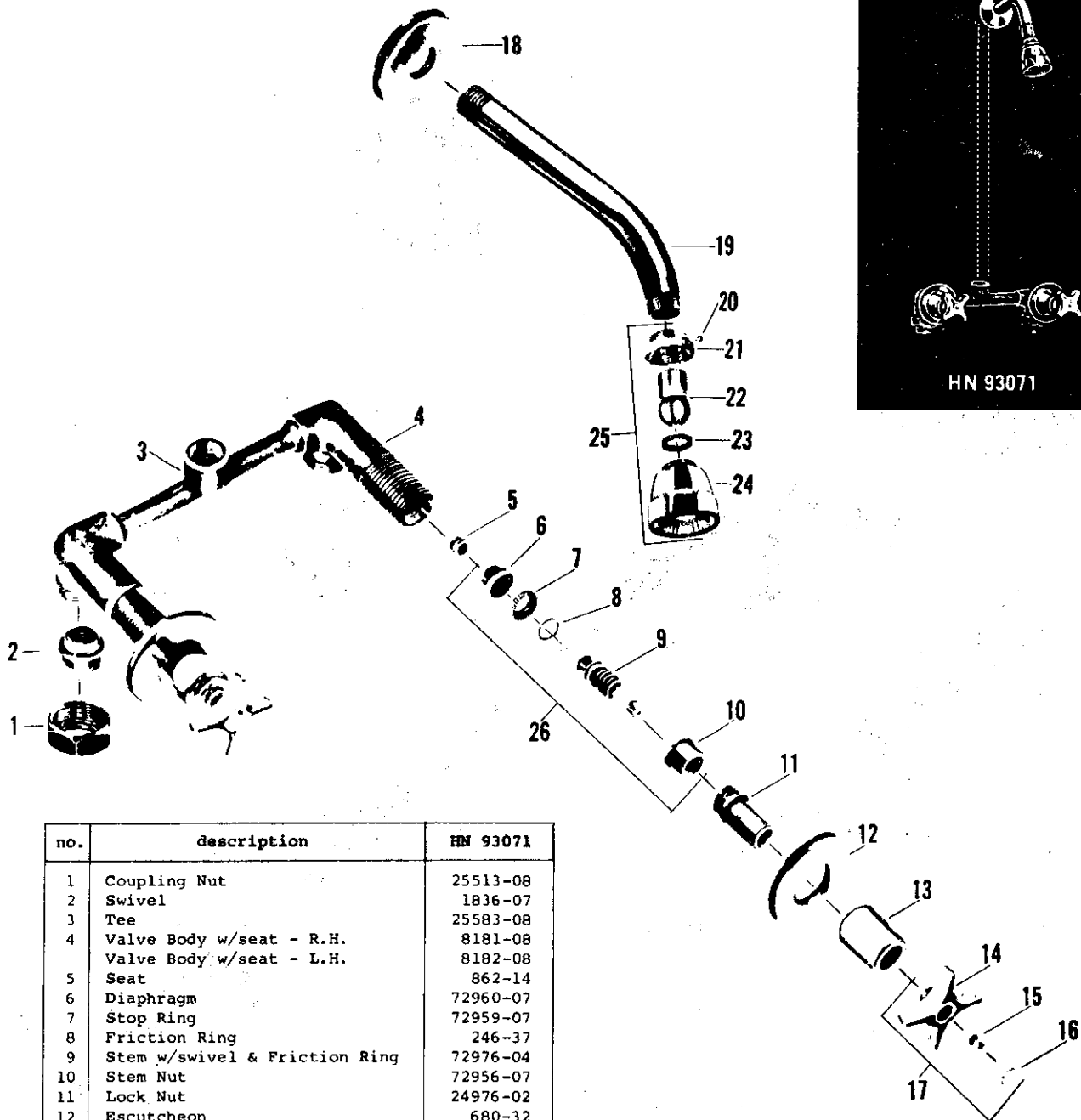
Shower Fitting

NU-RE-NU

KISSLER & CO., INC.



no.	description	HB 93071
1	Coupling Nut	25513-08
2	S.P.S. Swivel	1836-07
3	Tee	25583-08
4	Body w/seat - R.H.	8181-08
	Body w/seat - L.H.	8182-08
5	Seat	862-14
6	Seat Washer Screw	759-27
7	Seat Washer	858-17
8	"O" Ring	886-17
9	Stem w/washer & Screw	25314-04
10	Stem Nut	854-17
11	Lock Nut	24966-02
12	Escutcheon	680-32
13	Escutcheon Holder	25168-02
14	Handle	685-32
15	Lock Washer	269-09
16	Handle Screw	281-27
17	Button - Specify Index	55906-02
18	Shower Arm Flange	31252-02
19	Shower Arm	298-12
20	Coupling Nut	25018-02
21	Integral Ball	289-32
22	Washer	1077-07
23	Collar	28321-08
24	Shower Body	28337-02
25	Regulator	28335-02
26	Shower Head S/A	18953-02
27	Handle S/A - Specify Index	9882-02
Sub-assembly		
NU-RE-NU Trim S/A -		
(Parts 6-7-9-10) - #1048-24		




no.	description	HN 93071
1	Coupling Nut	25513-08
2	Swivel	1836-07
3	Tee	25583-08
4	Valve Body w/seat - R.H.	8181-08
	Valve Body w/seat - L.H.	8182-08
5	Seat	862-14
6	Diaphragm	72960-07
7	Stop Ring	72959-07
8	Friction Ring	246-37
9	Stem w/swivel & Friction Ring	72976-04
10	Stem Nut	72956-07
11	Lock Nut	24976-02
12	Escutcheon	680-32
13	Escutcheon Holder	25168-02
14	Handle	25659-02
15	Screw w/lock washer	264-17
16	Button - Specify Index	55906-02
17	Handle S/A - Specify Index	7859-02
18	Shower Arm Flange	31252-02
19	Shower Arm	298-12
20	Coupling Nut	73528-02
21	Set Screw	73530-07
22	Integral Ball	289-32
23	Ball Joint Washer	1077-07
24	Shower Body	73526-02
25	Shower Head S/A	73535-02
26	Aquaseal Trim S/A	72978-04

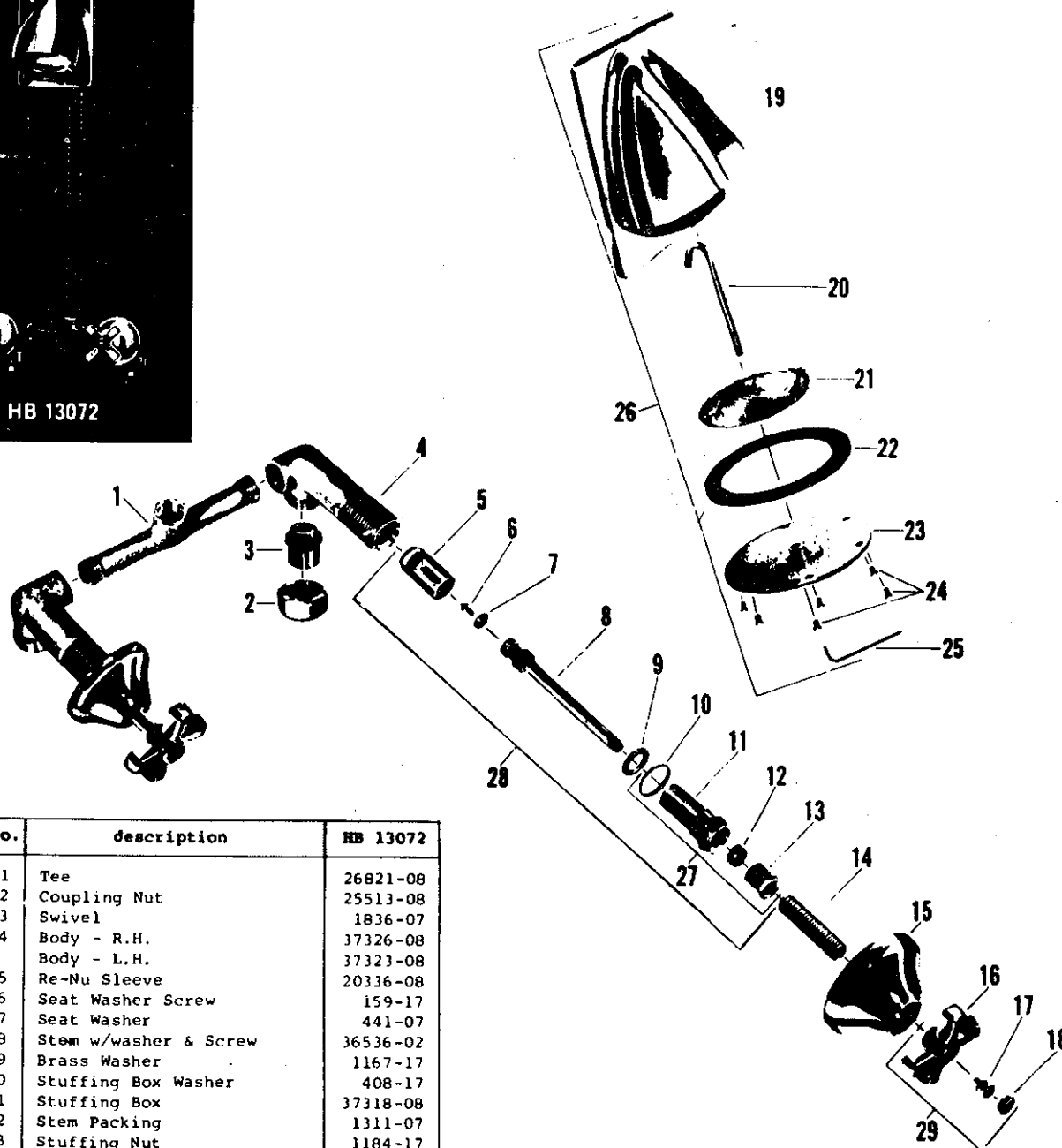
Shower Fitting

RE-NU

KISSLER & CO., INC.



HB 13072



no.	description	HB 13072
1	Tee	26821-08
2	Coupling Nut	25513-08
3	Swivel	1836-07
4	Body - R.H.	37326-08
	Body - L.H.	37323-08
5	Re-Nu Sleeve	20336-08
6	Seat Washer Screw	159-17
7	Seat Washer	441-07
8	Stem w/washer & Screw	36536-02
9	Brass Washer	1167-17
10	Stuffing Box Washer	408-17
11	Stuffing Box	37318-08
12	Stem Packing	1311-07
13	Stuffing Nut	1184-17
14	Escutcheon Nipple	39976-05
15	Escutcheon	65508-02
16	Handle	1186-12
17	Screw w/lock washer	264-17
18	Button - Specify Index	1255-12
19	Shower Body	37908-02
20	Vent Tube	27400-08
21	Screen	28333-05
22	Face Washer	282-17
23	Face Plate	27127-02
24	Socket Screw	1136-12
25	Socket Screw Wrench	1416-17
26	Shower Head S/A	13524-02
27	Stuffing Box S/A	8137-08
28	Re-Nu Trim S/A	18293-02
29	Handle S/A - Specify Index	9171-02

NU-RE-NU

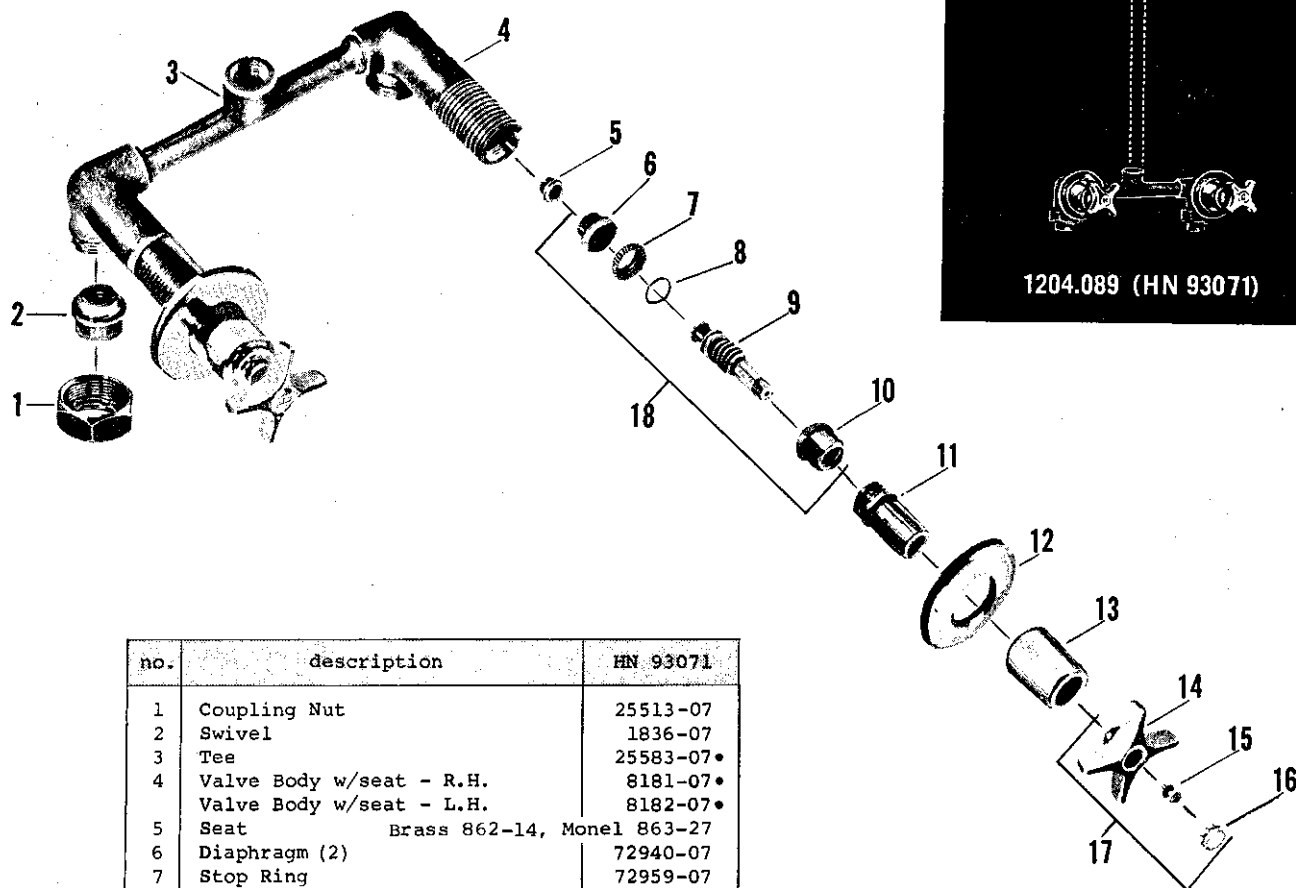


AMERICAN-Standard
PLUMBING AND HEATING DIVISION

Shower Fitting

Aquaseal

KISSLER & CO., INC.




no.	description	HN 93071
1	Coupling Nut	25513-07
2	Swivel	1836-07
3	Tee	25583-07•
4	Valve Body w/seat - R.H.	8181-07•
	Valve Body w/seat - L.H.	8182-07•
5	Seat Brass 862-14, Monel 863-27	
6	Diaphragm (2)	72940-07
7	Stop Ring	72959-07
8	Friction Ring	246-37
9	Stem w/swivel & Friction Ring	72976-04•
10	Stem Nut	72956-07
11	Lock Nut	24976-02
12	Escutcheon	680-32
13	Escutcheon Holder	25168-02
14	Handle	25659-02•
15	Screw w/lock washer	264-17
16	Button - Index "H"	1837-023
	Index "C"	1838-021
17	Handle S/A - Specify Index	7889-02
18	Aquaseal Trim S/A	72978-04

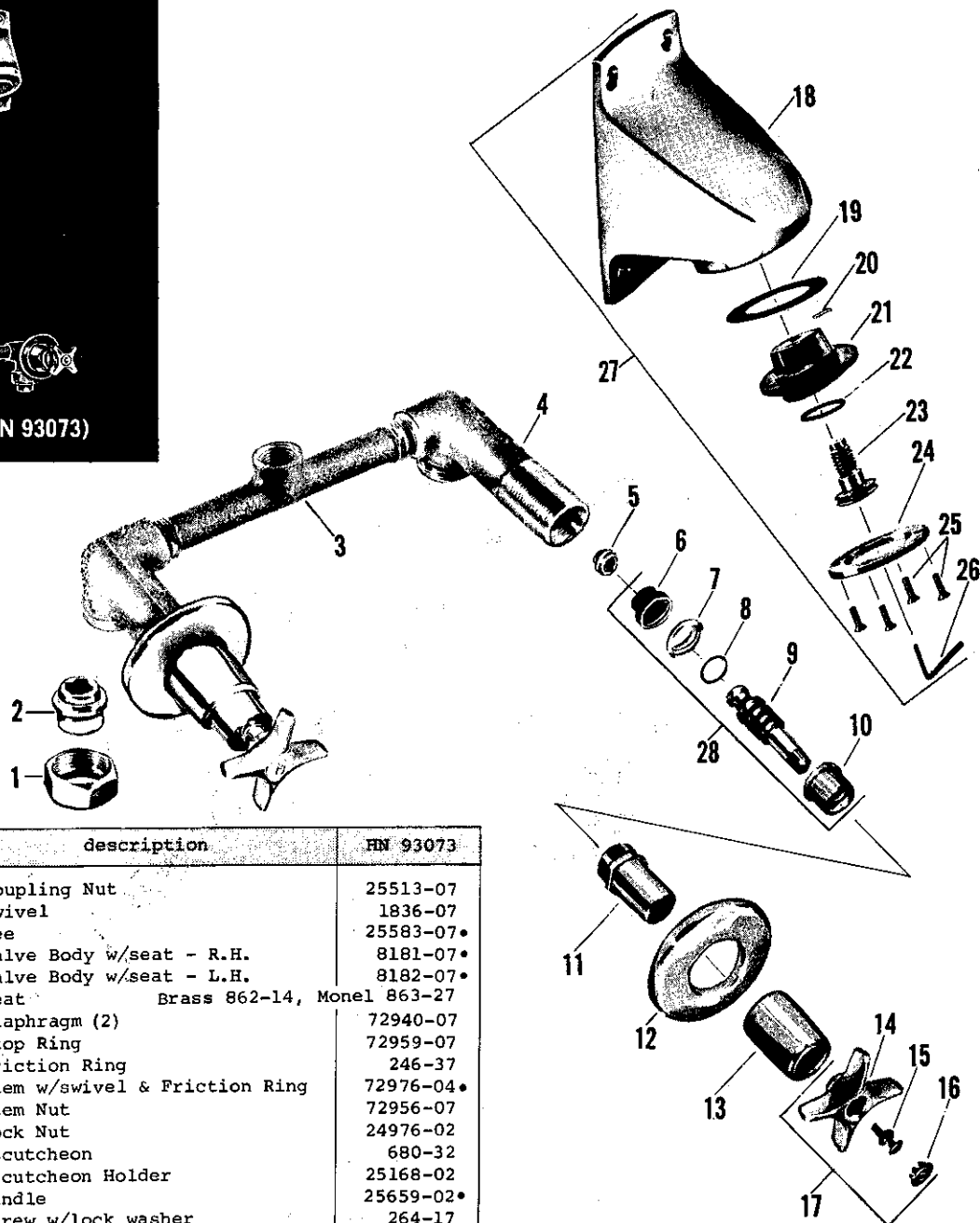
• NOT AVAILABLE

Repair Kit consisting of (2) each parts 5 & 18 - #12954-09

Repair Kit consisting of (1) each parts 5 & 18 - #12972-09



7704.018 (HN 93073)



no.	description	HN 93073
1	Coupling Nut	25513-07
2	Swivel	1836-07
3	Tee	25583-07•
4	Valve Body w/seat - R.H.	8181-07•
	Valve Body w/seat - L.H.	8182-07•
5	Seat Brass 862-14, Monel 863-27	
6	Diaphragm (2)	72940-07
7	Stop Ring	72959-07
8	Friction Ring	246-37
9	Stem w/swivel & Friction Ring	72976-04•
10	Stem Nut	72956-07
11	Lock Nut	24976-02
12	Escutcheon	680-32
13	Escutcheon Holder	25168-02
14	Handle	25659-02•
15	Screw w/lock washer	264-17
16	Button - Index "H"	1837-023
	Index "C"	1838-021
17	Handle S/A - Specify Index	7889-02
18	Shower Body	25903-02•
19	Face Washer	1735-07
20	Cotter Pin	1731-07
21	Face Plate	1734-07
22	"O" Ring	61532-07
23	Regulator	1738-02
24	Face Ring	1737-02
25	Socket Screw	1733-01
26	Socket Screw Wrench	1416-17
27	Shower Head S/A	7325-02•
28	Aquaseal Trim S/A	72978-04

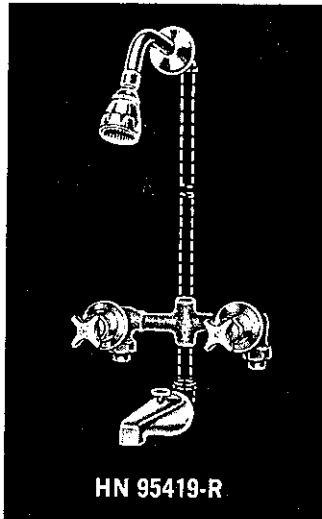
• NOT AVAILABLE

Repair Kit consisting of (2) each parts 5 & 28 - #12954-09
 Repair Kit consisting of (1) each parts 5 & 28 - #12972-09

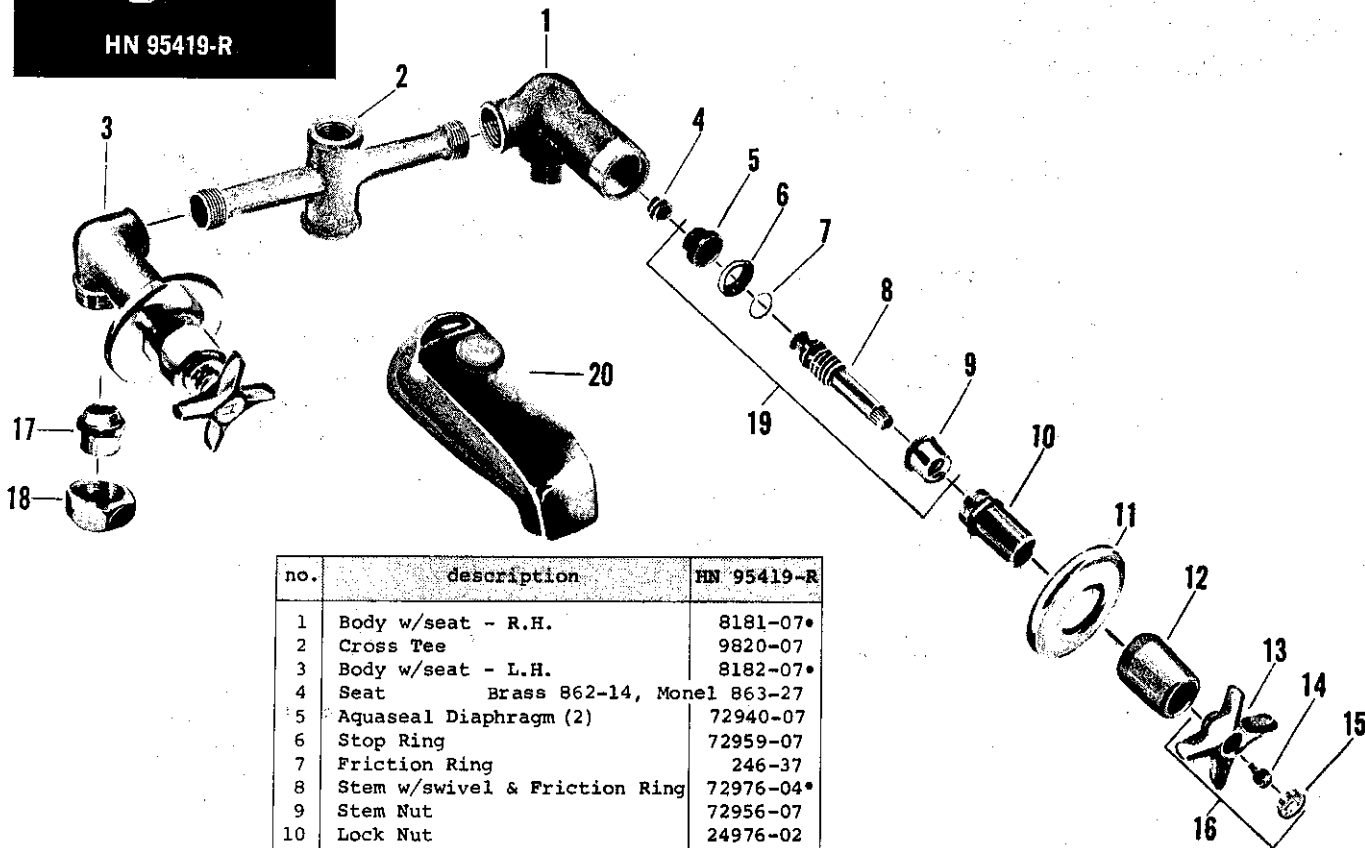
Bath and Shower Fitting

Aquaseal

KISSLER & CO., INC.



HN 95419-R




no.	description	HN 95419-R
1	Body w/seat - R.H.	8181-07•
2	Cross Tee	9820-07
3	Body w/seat - L.H.	8182-07•
4	Seat Brass 862-14, Monel 863-27	
5	Aquaseal Diaphragm (2)	72940-07
6	Stop Ring	72959-07
7	Friction Ring	246-37
8	Stem w/swivel & Friction Ring	72976-04•
9	Stem Nut	72956-07
10	Lock Nut	24976-02
11	Escutcheon	680-32
12	Escutcheon Holder	25168-02
13	Handle	25659-02•
14	Handle Screw	264-17
15	Button - Index "H"	1837-023
	Index "C"	1838-021
16	Handle S/A - Specify Index	7889-02
17	Swivel	1836-07
18	Coupling Nut	25513-08
19	Aquaseal Trim S/A	72978-04
20	Spout	380-12•

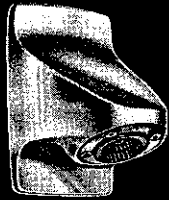
• NOT AVAILABLE

Repair Kit consisting of (2) each parts 4 & 19 - #12954-09

Repair Kit consisting of (1) each parts 4 & 19 - #12972-09



1430.016 (R 1324)



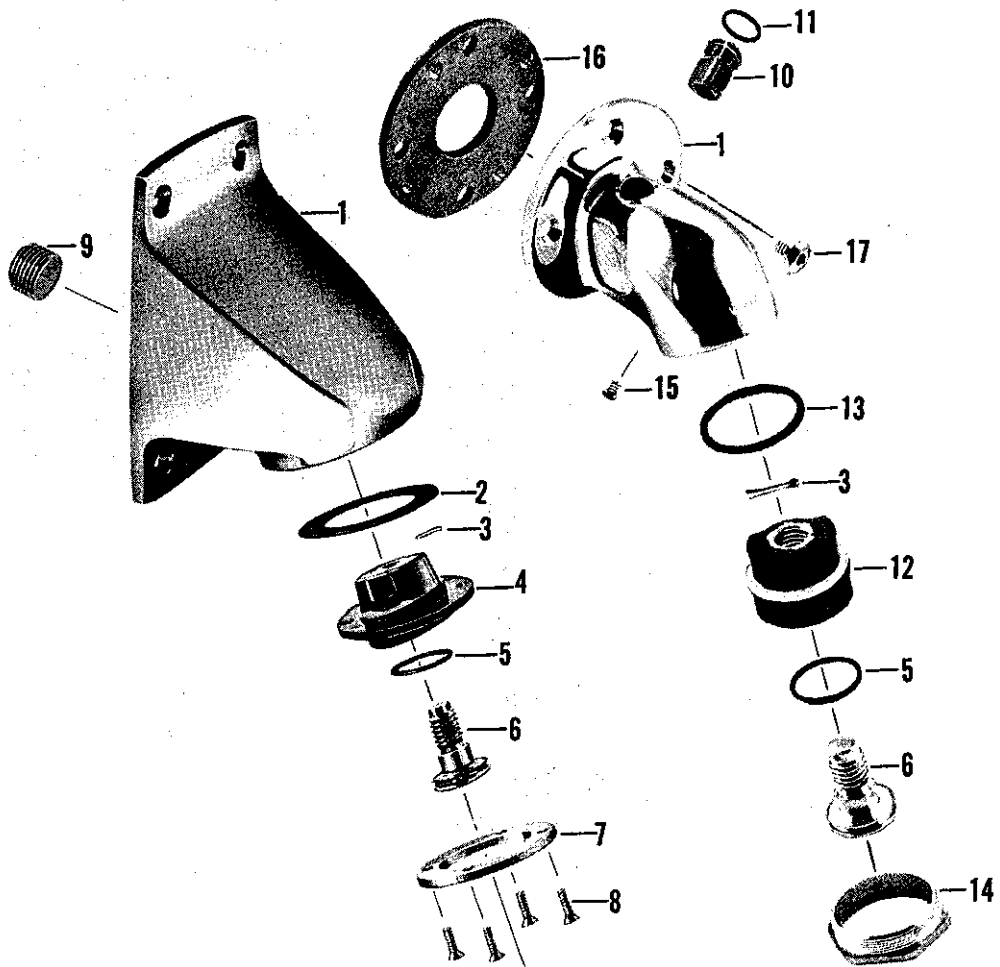
1430.024 (R 1325) 1/2"



R 1334



R 1336



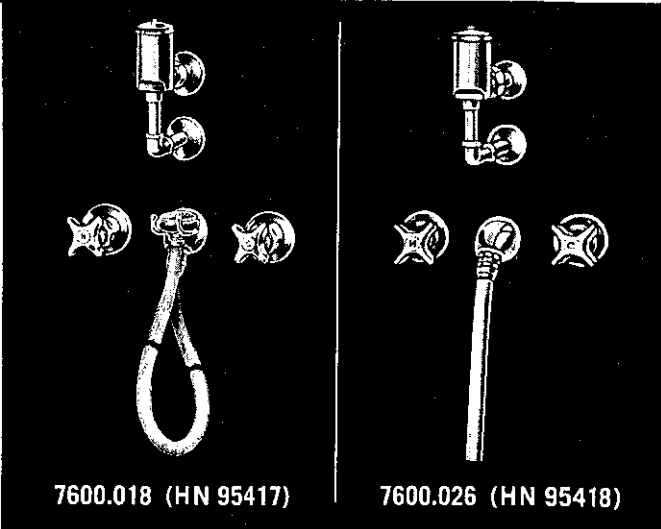
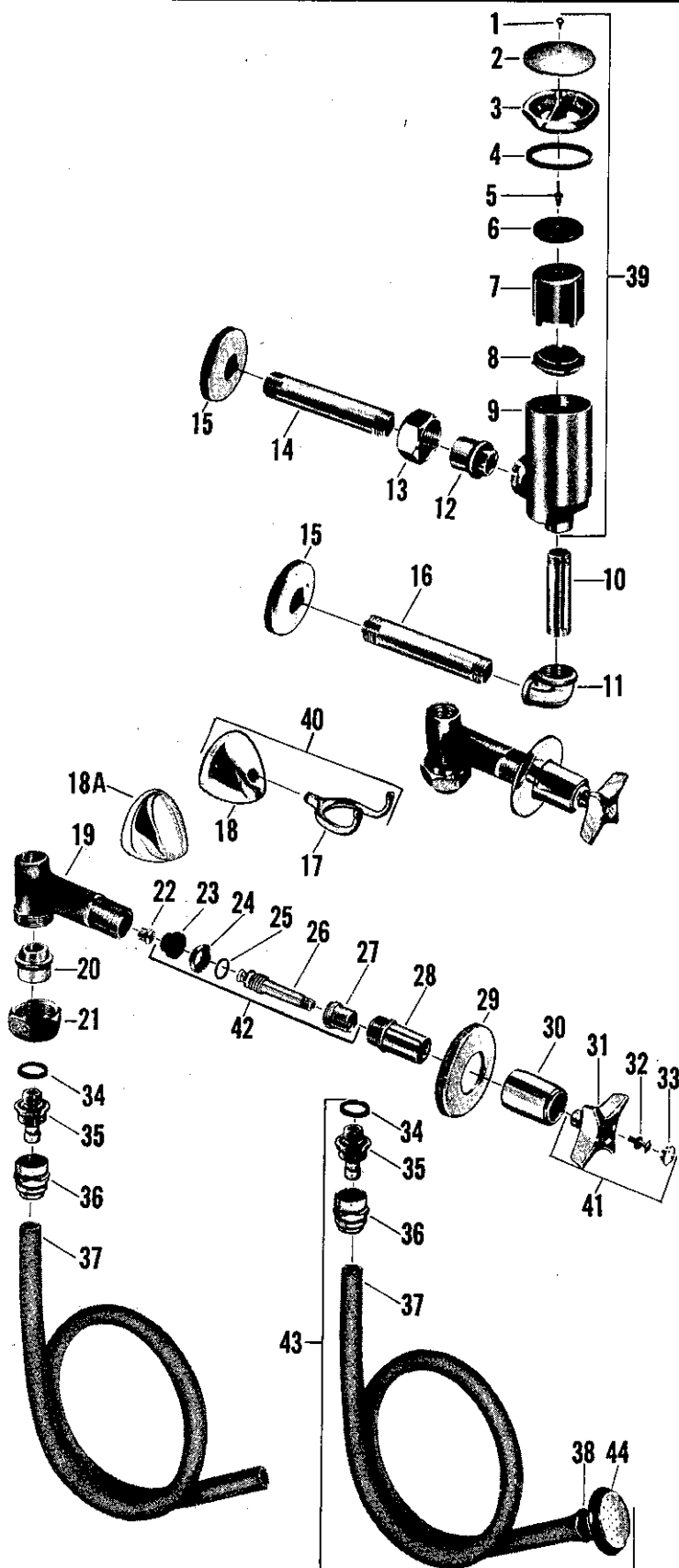
no.	description	part no.	R 1324 R 1326	R 1325	R 1334	R 1335	R 1336	R 1337
1	Body - (R-1334)	25908-02•						
	Body - (R-1335)	25909-02•						
	Body - (R-1336)	25910-02•						
	Body - (R-1337)	25911-02•						
	Body - (R-1324 - 1/2")	25903-02•						
	Body - (R-1324 - 3/4")	25906-02•						
	Body - (R-1325 - 1/2")	25905-02•						
	Body - (R-1325 - 3/4")	25907-02•						
	Body - (R-1326 - 1/2" only)	25904-02•						
2	Face Washer	1735-07						
3	Cotter Pin	1731-07						
4	Face Plate	1734-07						
5	"O" Ring	61532-07						
6	Regulator	1738-02						
7	Face Ring	1737-02						
8	Socket Screw	1733-01						
9	Plug (R-1326 only)	382-22						
10	Volume Regulator Stem	25913-02•						
11	"O" Ring	1799-07						
12	Diffuser	1796-07						
13	Washer	1798-07						
14	Retaining Nut	25912-02						
15	Socket Set Screw	1797-05						
16	Mounting Plate	25914-07						
17	Mounting Plate Screw	1795-01						

• NOT AVAILABLE

Spray Fittings

Aquaseal

KISSLER & CO., INC.


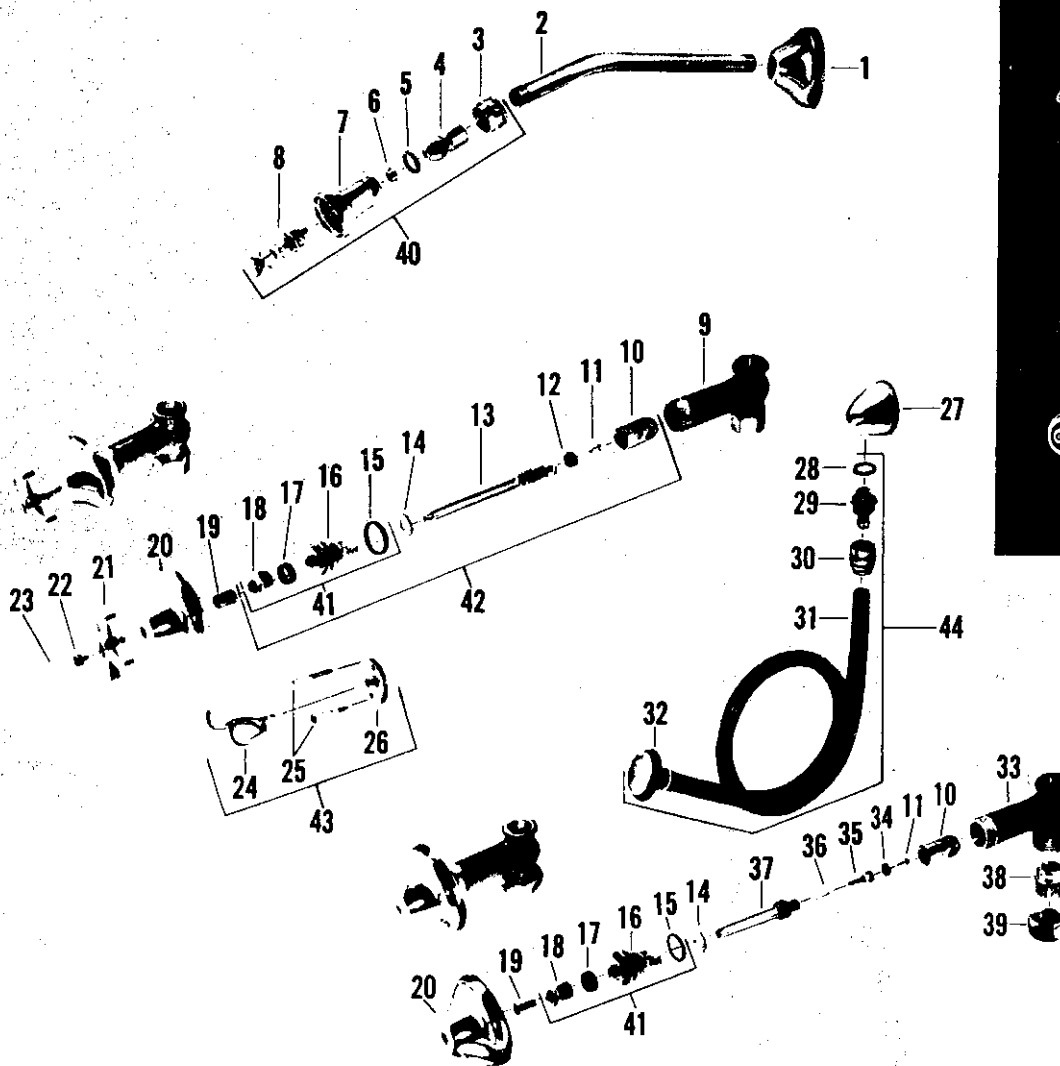


no.	description	HN 95417	HN 95418
1	Screw	1786-01	1786-01
2	Shield	65501-02	65501-02
3	Cap	66059-02	66059-02
4	Cap Washer	86-17	86-17
5	Guide Screw	403-17	403-17
6	Seat Washer	85-17	85-17
7	Float	368-17	368-17
8	Float Disc	367-17	367-17
9	Vacuum Breaker Body	66038-02	66038-02*
10	1/2" x 2 3/4" Pipe	41245-02	41245-02
11	1/2" S.P.S. 90 Ell	1465-02	1465-02
12	Coupling	23921-02	23921-02
13	Coupling Nut	24186-02	24186-02
14	1/2" x 3 3/4" Pipe	43001-02	43001-02
15	Flange	64882-06	64882-06
16	1/2" x 5 1/4" Pipe	43140-02	43140-02
17	Fork	652-12	-
18	Nozzle	25758-02*	-
18A	Nozzle	-	25762-02
19	Body w/seat	8186-07*	8186-07*
20	Swivel	1836-07	1836-07
21	Coupling Nut	25513-07	25513-07
22	Seat	Brass 862-14, Monel 863-27	
23	Diaphragm (2)	72940-07	72940-07
24	Stop Ring	72959-07	72959-07
25	Friction Ring	246-37	246-37
26	Stem w/swivel & Friction Ring	72976-04*	72976-04*
27	Stem Nut	72956-07	72956-07
28	Lock Nut	24976-02	24976-02
29	Escutcheon	680-32	680-32
30	Escutcheon Holder	25168-02	25168-02
31	Handle	25659-02*	25659-02*
32	Handle Screw	264-17	264-17
33	Button - Index	1837-023("H"), 1838-021("C")	
34	Washer	1324-07	1324-07
35	Male Hose Conn. Part	654-12	654-12
36	Female Hose Conn. Part	655-12	655-12
37	Hose - 5 Ft. Long*	-	20591-07
38	Ring	20266-02	-
39	Vacuum Breaker S/A	13322-02	13322-02
40	Nozzle & Fork S/A	9889-02	-
41	Handle S/A - Specify Index	7889-02	7889-02
42	Aquaseal Stem Unit S/A	72978-04	72978-04
43	Hose & Spray S/A	17779-02	-
44	Spray Head	319-12	-

* NOT AVAILABLE

Repair Kit consisting of (2) each parts 22 & 42 - #12954-09
 Repair Kit consisting of (1) each parts 22 & 42 - #12972-09

*For extra length of hose in (1) piece, specify number of feet required times 961-07 (961-07 equals one foot length of hose)




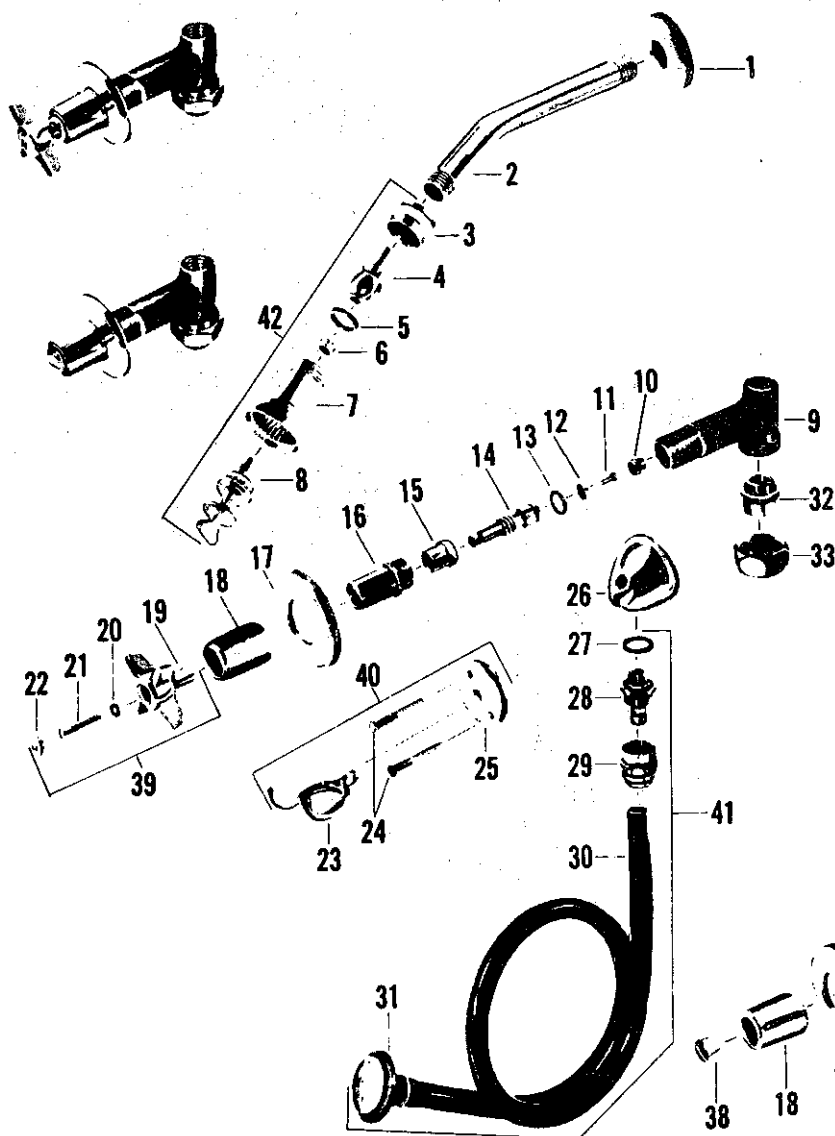
no.	description	HB 13081-A	HB 13083	no.	description	HB 13081-A	HB 13083
1	Arm Flange w/screw	65549-02	65549-02	23	Button - Specify Index	1255-12	1255-12
2	Shower Arm	38613-02	38613-02	24	Fork	-	652-12
3	Coupling Nut	25018-02	25018-02	25	Screw	-	1129-01
4	Integral Ball	289-32	289-32	26	Flange	-	651-22
5	Washer	1077-07	1077-07	27	Nozzle	-	25762-02
6	Collar	28321-08	28321-08	28	Washer	-	1324-07
7	Shower Body	28337-02	28337-02	29	Male Hose Conn. Part	-	654-12
8	Regulator	28335-02	28335-02	30	Female Hose Conn. Part	-	655-12
9	Control Stop Body	37321-08	37321-08	31	Hose - 4 ft. Long	-	20594-07
10	Re-Nu Sleeve	20336-08	20336-08	32	Ring	-	20266-08
11	Seat Washer Screw	159-17	159-17	33	Check Stop Body	37322-08	37322-08
12	Seat Washer	441-07	441-07	34	Seat Washer	1171-27	1171-27
13	Stem w/washer & Screw	36536-02	36536-02	25	Lower Stem w/washer & Screw	21656-08	21656-08
14	Brass Washer	1167-17	1167-17	36	Spring	33999-08	33999-08
15	Stuffing Box Washer	408-17	408-17	37	Upper Stem	21708-02	21708-02
16	Stuffing Box	37318-08	37318-08	38	Swivel	1836-07	1836-07
17	Packing	1311-07	1311-07	39	Coupling Nut	25513-08	25513-08
18	Stuffing Nut	1184-17	1184-17	40	Shower Head S/A	18953-02	18953-02
19	Escutcheon Nipple	39976-05	39976-05	41	Stuffing Box S/A	8137-08	8137-08
20	Escutcheon	65508-02	65508-02	42	Re-Nu Trim S/A	18293-02	18293-02
21	Handle	1186-12	1186-12	43	Wall Fork S/A	-	11350-02
22	Handle Screw	264-17	264-17	44	Hose & Spray S/A	-	13401-02

Note - Thermostatic Valve not illustrated. Contact manufacturer of valve for replacement or repair.

Shower Fittings

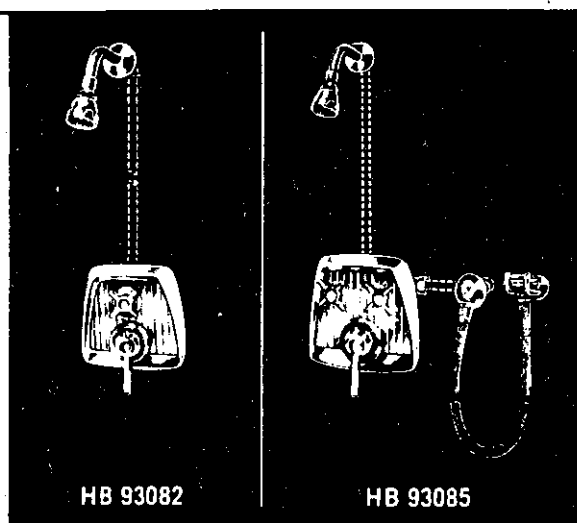
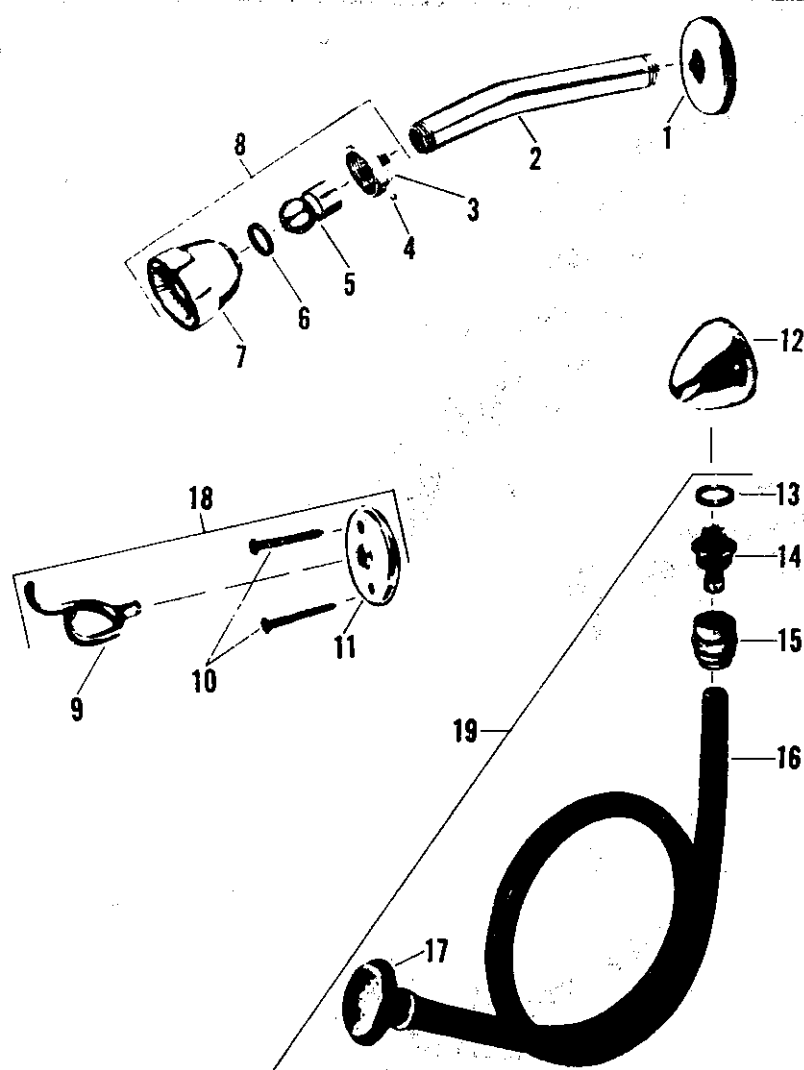
NU-RE-NU

KISSLER & CO., INC.



no.	description	HB 93081	HB 93083	no.	description	HB 93081	HB 93083
1	Arm Flange	31251-02	31251-02	22	Button - Specify Index	55906-02	55906-02
2	Shower Arm	38613-02	38613-02	23	Fork	-	652-12
3	Coupling Nut	25018-02	25018-02	24	Screw	-	1129-01
4	Integral Ball	289-32	289-32	25	Flange	-	651-22
5	Washer	1077-07	1077-07	26	Nozzle	-	25762-02
6	Collar	28321-08	28321-08	27	Washer	-	1324-07
7	Shower Body	28337-02	28337-02	28	Male Hose Conn. Part	-	654-12
8	Regulator	28335-02	28335-02	29	Female Hose Conn. Part	-	655-12
9	Body w/seat	8186-08	8186-08	30	Hose - 4 ft. Long	-	20594-07
10	Seat	862-14	862-14	31	Lead Band	-	20266-08
11	Seat Washer Screw	159-17	159-17	32	Swivel	1836-07	1836-07
12	Seat Washer	858-17	858-17	33	Swivel Nut	25513-08	25513-08
13	"O" Ring	886-17	886-17	34	Seat Washer	1059-27	1059-27
14	Stem w/washer & Screw	25314-04	25314-04	35	Lower Stem w/washer & Screw	25302-08	25302-08
15	Stem Nut	854-17	854-17	36	Spring	818-27	818-27
16	Lock Nut	24966-02	24966-02	37	Upper Stem	471-44	471-44
17	Escutcheon	680-32	680-32	38	Stem Cap	93596-02	93596-02
18	Escutcheon Holder	25168-02	25168-02	39	Handle S/A - Specify Index	9882-02	9882-02
19	Handle	685-32	685-32	40	Fork & Flange S/A	-	11350-02
20	Lock Washer	269-09	269-09	41	Hose & Spray S/A	-	13401-02
21	Handle Screw	281-27	281-27	42	Shower Head S/A	18953-02	18953-02

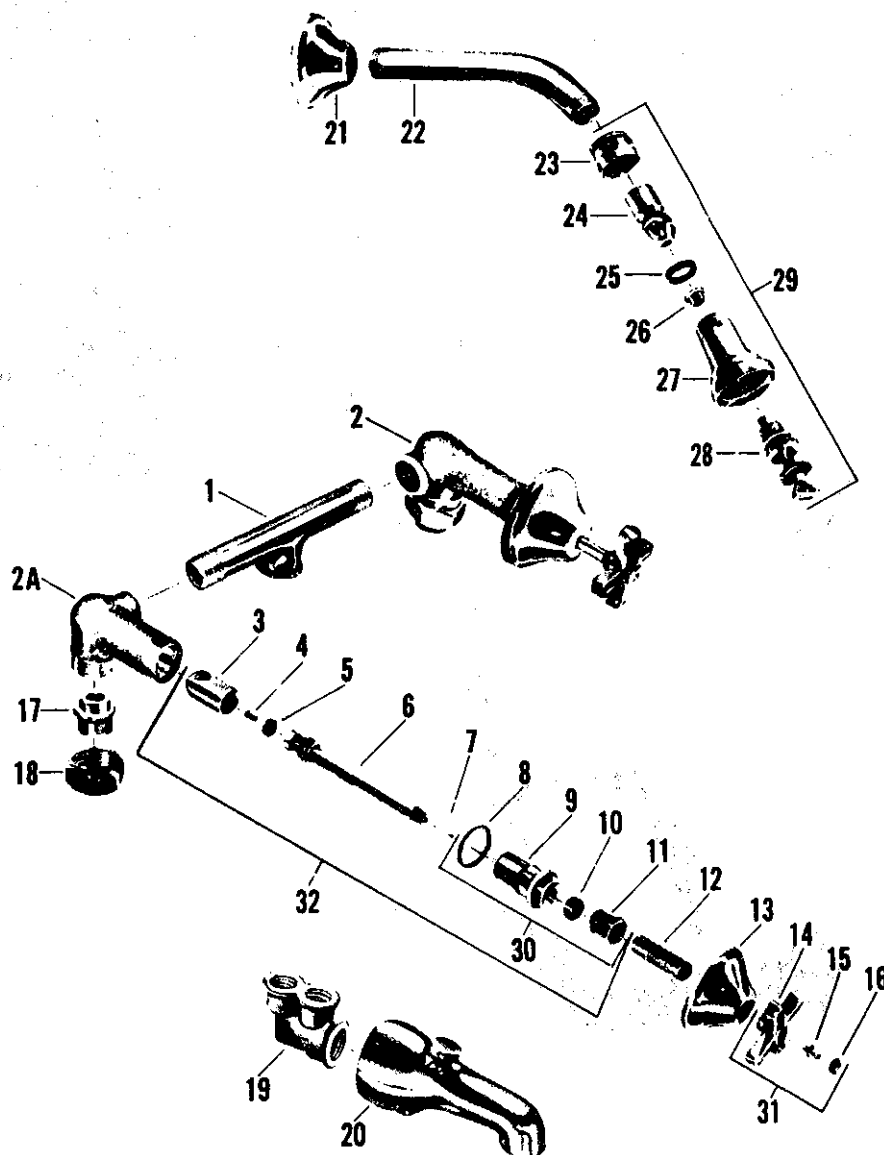
Note - Thermostatic Valve not illustrated. Contact manufacturer of valve for replacement or repair.



no.	description	HB 93082	HB 93085
1	Arm Flange	31252-02	31252-02
2	Shower Arm	298-12	298-12
3	Coupling Nut	73528-02	73528-02
4	Set Screw	73530-07	73530-07
5	Integral Ball	289-32	289-32
6	Washer	1077-07	1077-07
7	Shower Body	73526-02	73526-02
8	Shower Head S/A	73535-02	73535-02
9	Fork	-	652-12
10	Screw	-	1129-01
11	Flange	-	651-22
12	Nozzle	-	25762-02
13	Washer	-	1324-07
14	Male Hose Conn. Part	-	654-12
15	Female Hose Conn. Part	-	655-12
16	Hose - 4 ft. Long	-	20594-07
17	Lead Band	-	20266-08
18	Fork & Flange S/A	-	11350-02
19	Hose & Spray S/A	-	13401-02

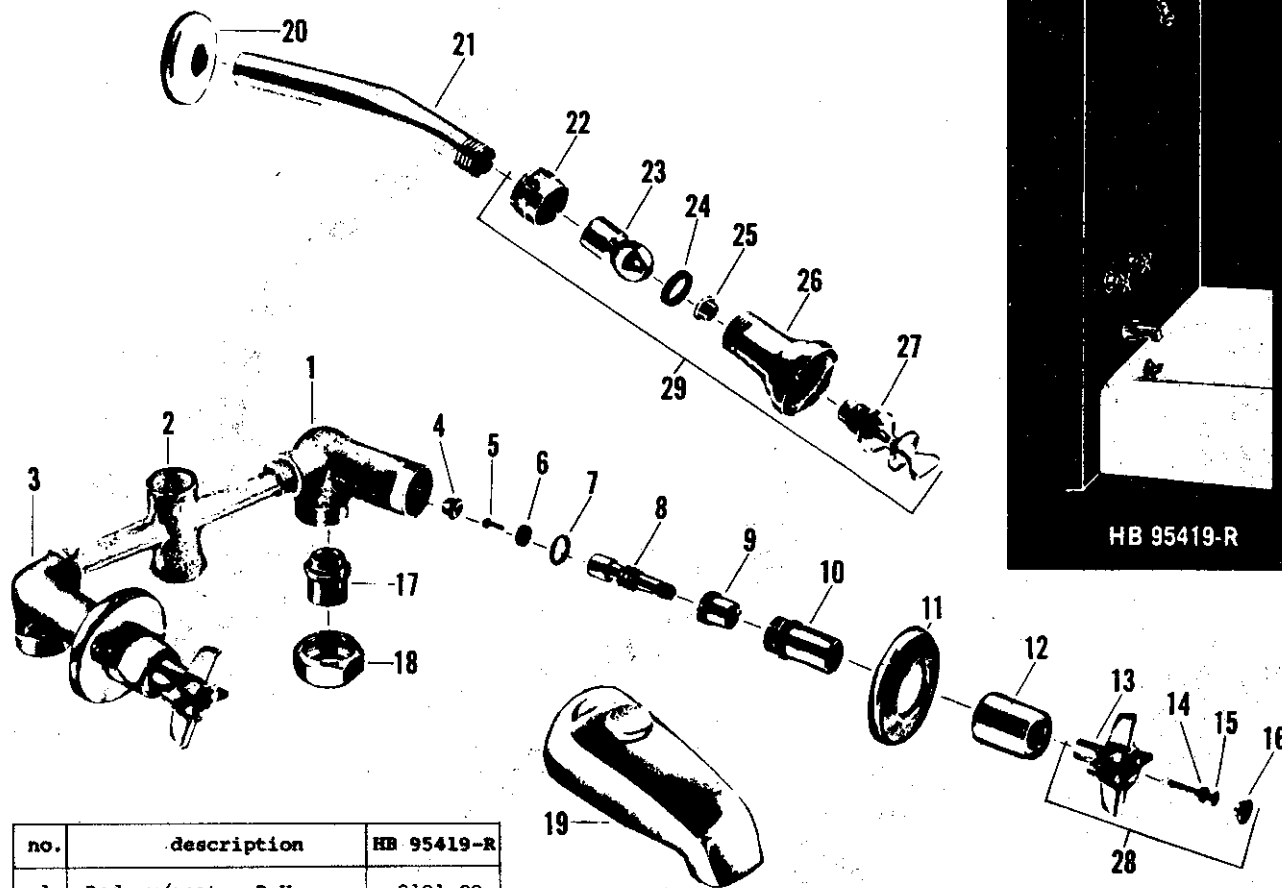
Note - Thermostatic Valve not illustrated. Contact manufacturer of valve for replacement or repair.





no.	description	HB 15419-R	no.	description	HB 15419-R
1	Tee	26821-08	17	Swivel	1836-07
2	Body - R.H.	37326-08	18	Coupling Nut	25513-08
2A	Body - L.H.	37323-08	19	Twin Ell	300-17
3	Re-Nu Sleeve	20336-08	20	Spout	1459-02
4	Seat Washer Screw	159-17	21	Escutcheon	65549-02
5	Seat Washer	441-07	22	Shower Arm	39503-02
6	Stem w/washer & Screw	36536-02	23	Coupling Nut	25018-02
7	Brass Washer	1167-17	24	Integral Ball	289-32
8	Stuffing Box Washer	408-17	25	Washer	1077-07
9	Stuffing Box	37318-08	26	Collar	28321-08
10	Stem Packing	1311-07	27	Shower Body	28337-02
11	Stuffing Nut	1184-17	28	Regulator	28335-02
12	Escutcheon Nipple	39976-05	29	Shower Head S/A	18953-02
13	Escutcheon	65508-02	30	Stuffing Box S/A	8137-08
14	Handle	1186-12	31	Handle S/A - Specify Index	9171-02
15	Handle Screw	264-17	32	Re-Nu Trim Assembly	18293-02
16	Button - Specify Index	1255-12			

Note - For pop-up drain refer to HB 95684-B on page 6-54



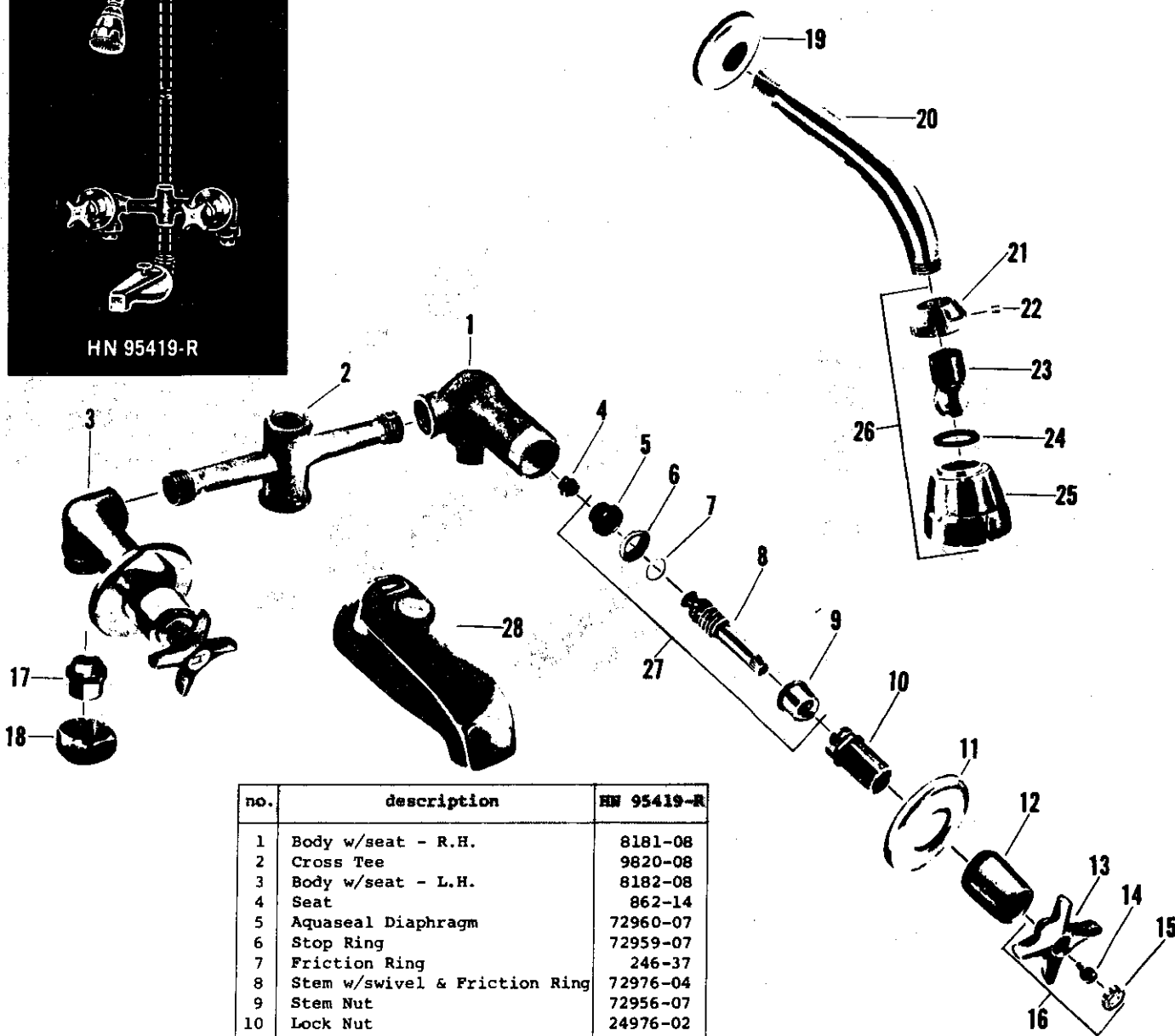
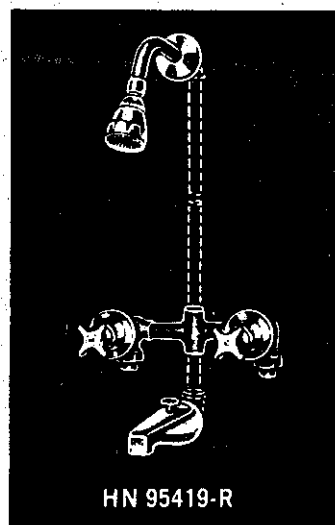
no.	description	HB 95419-R
1	Body w/seat - R.H.	8181-08
2	Cross	9820-08
3	Body w/seat - L.H.	8182-08
4	Seat	862-14
5	Seat Washer Screw	759-27
6	Seat Washer	858-17
7	"O" Ring	886-17
8	Stem w/washer & Screw	25314-04
9	Stem Nut	854-17
10	Lock Nut	24966-02
11	Escutcheon	680-32
12	Escutcheon Holder	25168-02
13	Handle	685-32
14	Lock Washer	269-09
15	Screw	281-27
16	Button - Specify Index	55906-02
17	Swivel	1836-07
18	Coupling Nut	25513-08
19	Spout	380-12
20	Arm Flange	31252-02
21	Shower Arm	298-12
22	Coupling Nut	25018-02
23	Integral Ball	289-32
24	Washer	1077-07
25	Collar	28321-08
26	Shower Body	28337-02
27	Regulator	28335-02
28	Handle S/A - Specify	9882-02
29	Shower Head S/A	18953-02

Sub-assembly -
Nu-Re-Nu Trim S/A -
(Parts 5-6-8-9) - #1048-24

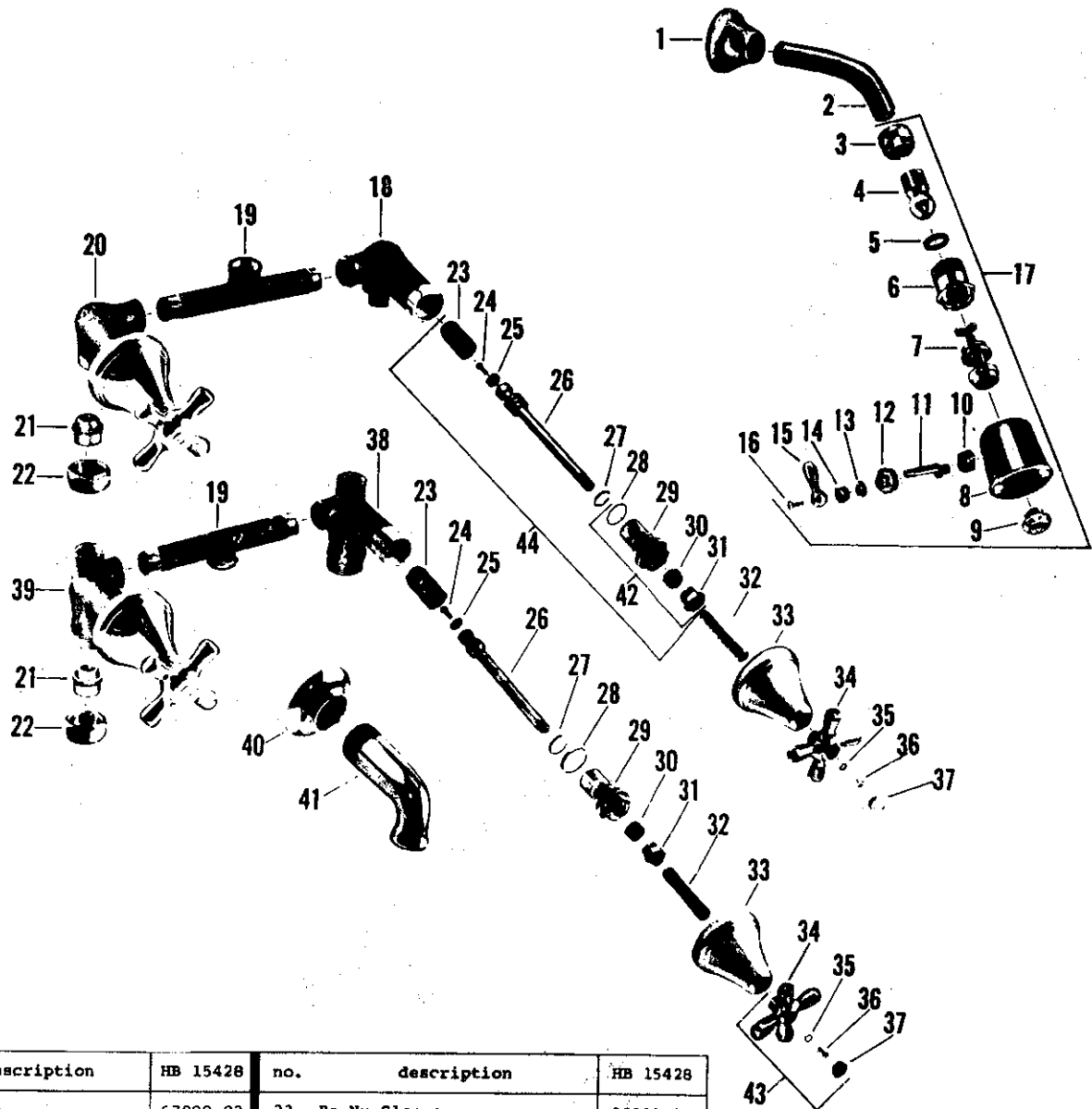
Note - For pop-up drain refer to HB 95684-B on page 6-54.



AMERICAN-Standard



no.	description	HN 95419-R
1	Body w/seat - R.H.	8181-08
2	Cross Tee	9820-08
3	Body w/seat - L.H.	8182-08
4	Seat	862-14
5	Aquaseal Diaphragm	72960-07
6	Stop Ring	72959-07
7	Friction Ring	246-37
8	Stem w/swivel & Friction Ring	72976-04
9	Stem Nut	72956-07
10	Lock Nut	24976-02
11	Escutcheon	680-32
12	Escutcheon Holder	25168-02
13	Handle	25659-02
14	Handle Screw	264-17
15	Button - Specify Index	55906-02
16	Handle S/A - Specify Index	7859-02
17	Swivel	1836-07
18	Coupling Nut	25513-08
19	Arm Flange	31252-02
20	Shower Arm	298-12
21	Coupling Nut	73528-02
22	Seat Screw	73530-07
23	Integral Ball	289-32
24	Ball Joint Washer	1077-07
25	Shower Body	73526-02
26	Shower Head S/A	73535-02
27	Aquaseal Trim S/A	72978-04
28	Spout	380-12




no.	description	HB 15428	no.	description	HB 15428
1	Arm Flange	67088-02	23	Re-Nu Sleeve	20336-08
2	Shower Arm	38613-02	24	Seat Washer Screw	159-17
3	Coupling Nut	25018-02	25	Seat Washer	441-07
4	Integral Ball	289-32	26	Stem w/washer & Screw	36632-02
5	Ball Joint Washer	1077-07	27	Brass Washer	1167-17
6	Adapter	27313-02	28	Stuffing Box Washer	408-17
7	Plunger Guide & Plunger	18952-05	29	Stuffing Box	37318-08
8	Shower Body	27308-02	30	Stem Packing	1311-07
9	Plunger Face	27311-04	31	Stuffing Nut	1184-17
10	Eccentric Bushing	27318-08	32	Escutcheon Nipple	41051-05
11	Stem	27317-04	33	Escutcheon	31191-02
12	Stuffing Box	27314-02	34	Handle	23426-02
13	Packing	20382-07	35	Lock Washer	269-09
14	Stuffing Nut	27315-02	36	Screw	1263-27
15	Handle	27316-02	37	Button - Specify Index	67128-02
16	Screw	419-01	38	Body - R.H.	37324-08
17	Shower Head S/A	18951-02	39	Body - L.H.	37325-08
18	Body - R.H.	37326-08	40	Spout Flange	94065-02
19	Tee	26821-08	41	Spout	94158-02
20	Body - L.H.	37323-08	42	Stuffing Box S/A	8160-08
21	Swivel	1836-07	43	Handle S/A - Specify Index	9157-02
22	Coupling Nut	25513-08	44	Assembled Re-Nu Trim	5948-02

Note - For pop-up drain refer to HB 95684-A on Page 6-54.

NU-RE-NU

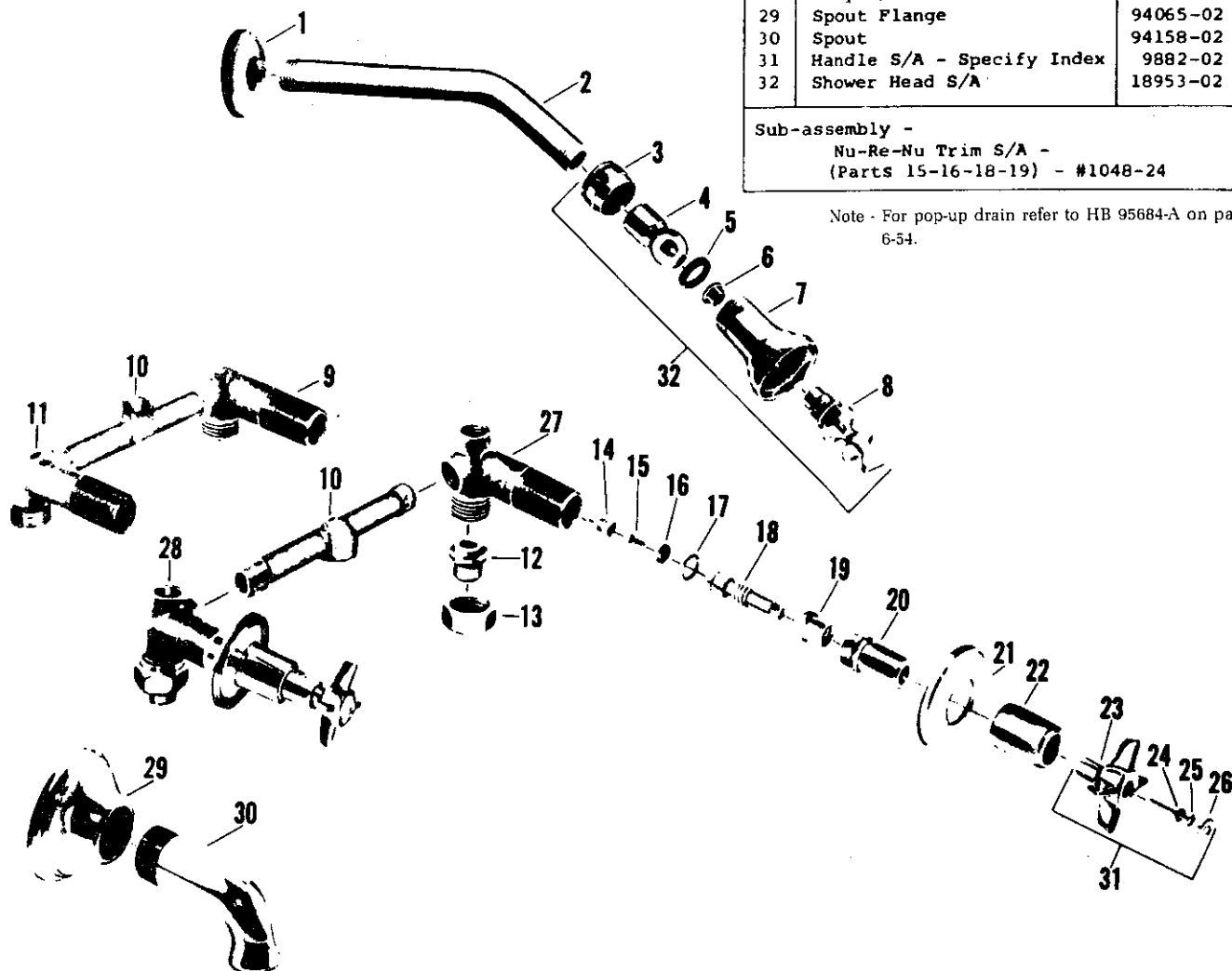
KISSLER & CO., INC.

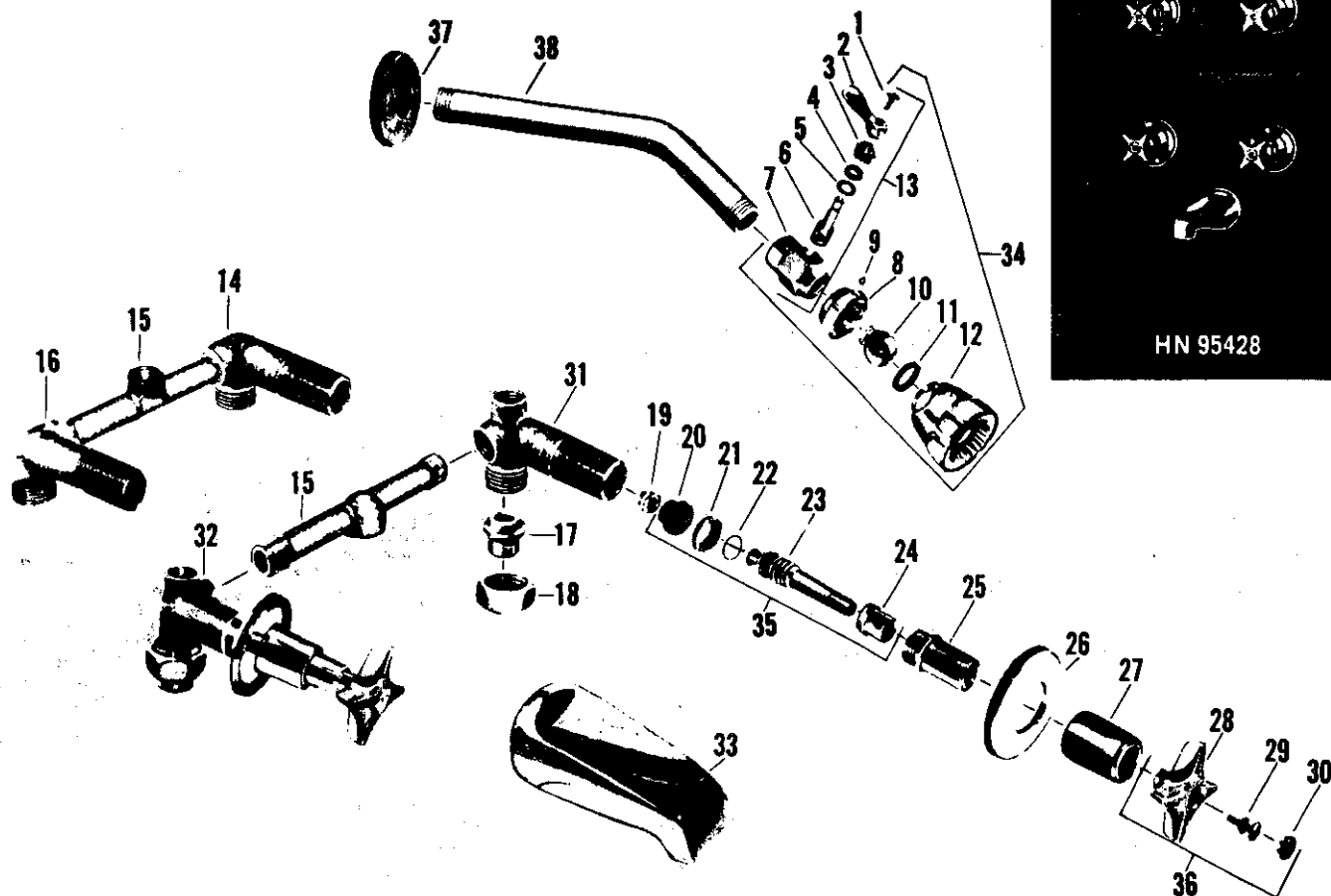


no.	description	HB 95428
1	Arm Flange	31252-02
2	Shower Arm	298-12
3	Coupling Nut	25018-02
4	Integral Ball	289-32
5	Ball Joint Washer	1077-07
6	Collar	28321-08
7	Shower Body	28337-02
8	Regulator	28335-02
9	Body w/seat - R.H.	8181-08
10	Tee	25583-08
11	Body w/seat - L.H.	8182-08
12	Swivel	1836-07
13	Coupling Nut	25513-08
14	Seat	862-14
15	Seat Washer Screw	759-27
16	Seat Washer	858-17
17	"O" Ring	886-17
18	Stem w/washer & Screw	25314-04
19	Stem Nut	854-17
20	Lock Nut	24966-02
21	Escutcheon	680-32
22	Escutcheon Holder	25168-02
23	Handle	685-32
24	Lock Washer	269-09
25	Handle Screw	281-27
26	Button - Specify Index	55906-02
27	Body w/seat - R.H.	8183-08
28	Body w/seat - L.H.	8184-08
29	Spout Flange	94065-02
30	Spout	94158-02
31	Handle S/A - Specify Index	9882-02
32	Shower Head S/A	18953-02

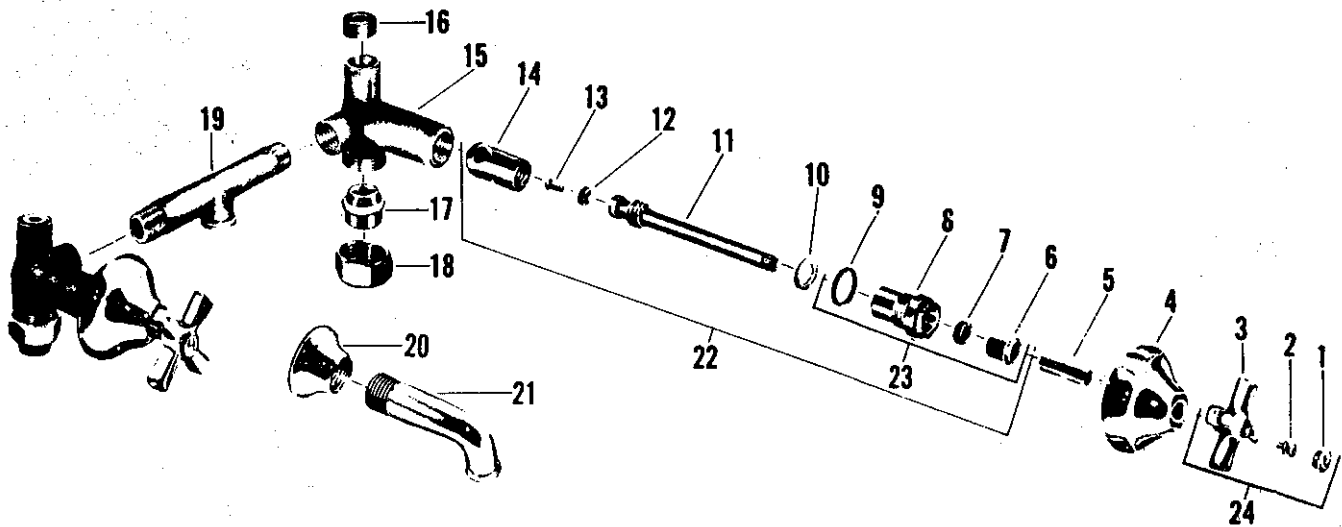
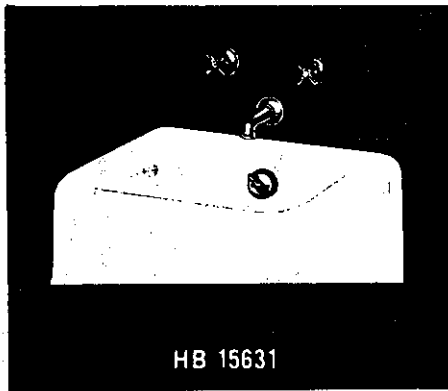
Sub-assembly -
Nu-Re-Nu Trim S/A -
(Parts 15-16-18-19) - #1048-24

Note - For pop-up drain refer to HB 95684-A on page 6-54.

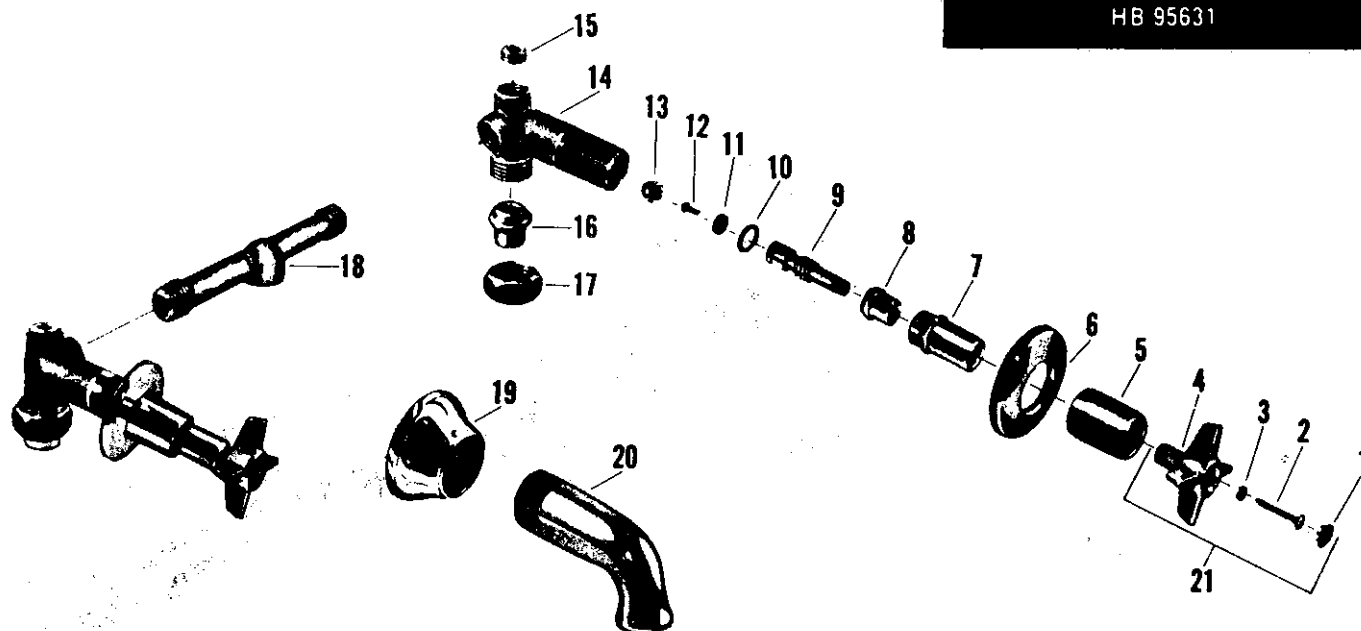





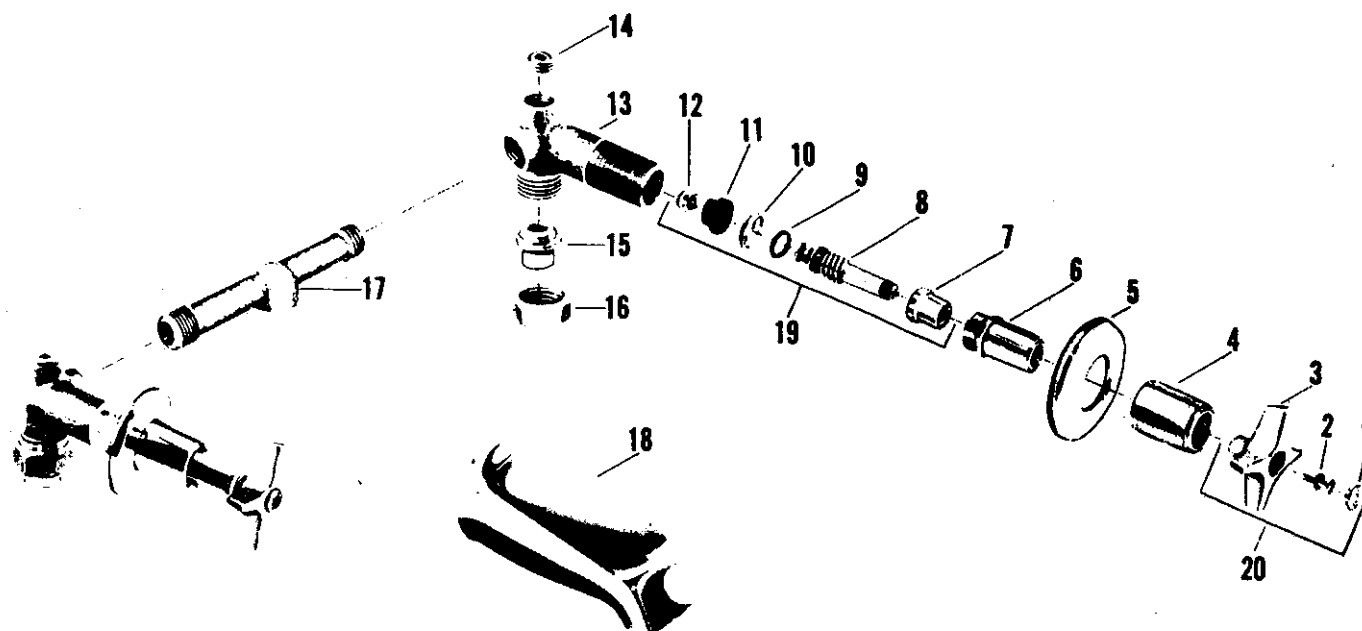

no.	description	HN 95428	no.	description	HN 95428
1	Handle Screw	419-01	20	Aquaseal Diaphragm	72960-07
2	Handle	27316-02	21	Stop Ring	72959-07
3	Packing Nut	28323-02	22	Friction Ring	246-37
4	Packing	1081-17	23	Stem w/swivel & Friction Ring	72976-04
5	Washer	21772-07	24	Stem Nut	72956-07
6	Stem	28324-02	25	Lock Nut	24976-02
7	Regulator Body	28322-02	26	Escutcheon	680-32
8	Coupling Nut	73528-02	27	Escutcheon Holder	25168-02
9	Set Screw	73530-07	28	Handle	25659-02
10	Ball	1335-12	29	Screw w/lock washer	264-17
11	Ball Joint Washer	1077-07	30	Button - Specify Index	55906-02
12	Shower Body	73526-02	31	Body w/seat - R.H.	8183-08
13	Volume Regulator S/A	18983-02	32	Body w/seat - L.H.	8184-08
14	Body w/seat - R.H.	8181-08	33	Spout	455-32
15	Tee	25583-08	34	Shower Head S/A	18993-02
16	Body w/seat - L.H.	8182-08	35	Aquaseal Stem Unit S/A	72978-04
17	Swivel	1836-07	36	Handle S/A - Specify Index	7859-02
18	Coupling Nut	25513-08	37	Arm Flange	31252-02
19	Seat	862-14	38	Shower Arm	298-12



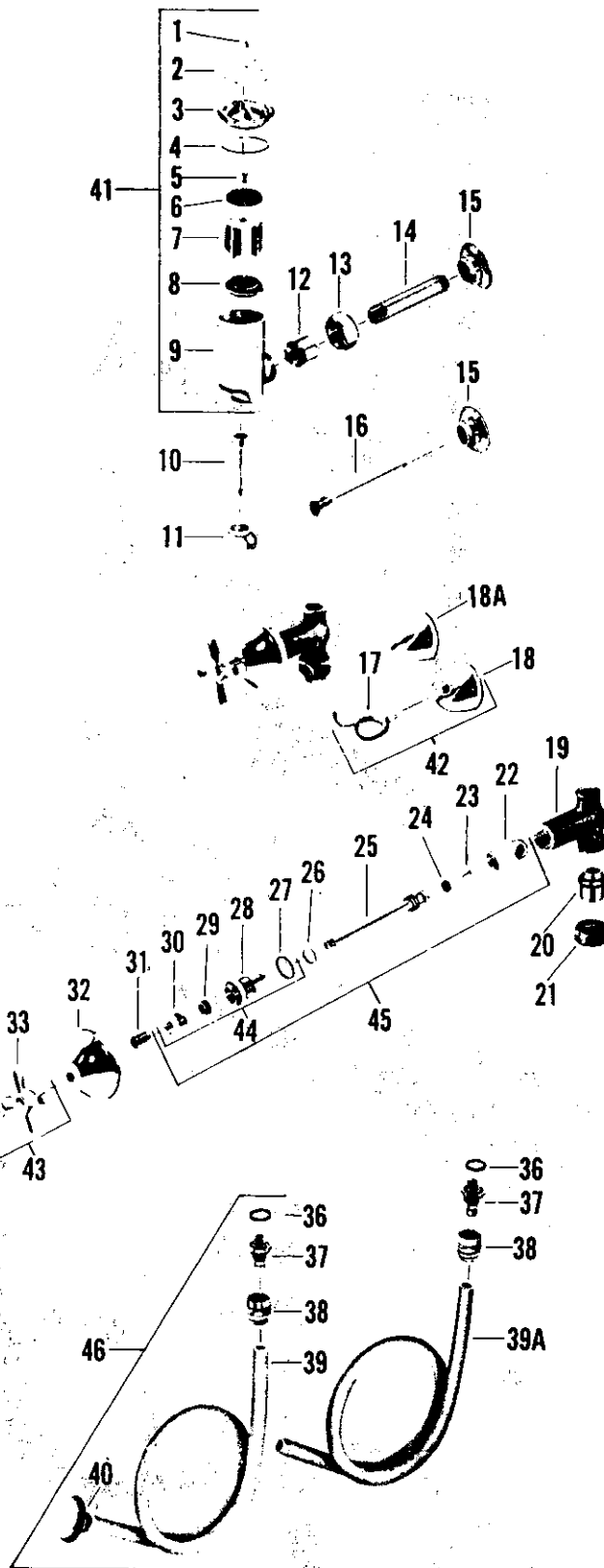
no.	description	HB 15631
1	Button - Specify Index	1255-12
2	Handle Screw	264-17
3	Handle	1186-12
4	Escutcheon	65508-02
5	Nipple	39976-05
6	Stuffing Nut	1184-17
7	Packing	1311-07
8	Stuffing Box	37318-08
9	Stuffing Box Washer	408-17
10	Brass Washer	1167-17
11	Stem w/washer & Screw	36536-02
12	Seat Washer	441-07
13	Seat Washer Screw	159-17
14	Re-Nu Sleeve	20336-08
15	Valve Body - R.H.	37324-08
16	Valve Body - L.H.	37325-08
17	Body Plug	27816-07
18	Swivel	1836-07
19	Swivel Nut	25513-08
20	Tee	26821-08
21	Spout Flange	94065-02
22	Spout	94158-02
23	Re-Nu Stem Unit	18293-02
24	Stuffing Box S/A	8137-08
25	Handle S/A - Specify Index	9171-02



no.	description	HB 95631
1	Button - Specify Index	55906-02
2	Handle Screw	281-27
3	Lock Washer	269-09
4	Handle	685-32
5	Escutcheon Holder	25168-02
6	Escutcheon	680-32
7	Lock Nut	24966-02
8	Stem Nut	854-17
9	Stem w/washer & Screw	25314-04
10	"O" Ring	886-17
11	Seat Washer	858-07
12	Seat Washer Screw	759-27
13	Seat	862-14
14	Body w/seat - R.H.	8183-08
	Body w/seat - L.H.	8184-08
15	Body Plug	27816-07
16	Ground Joint Union	1836-07
17	Coupling Nut	25513-08
18	Tee	25583-08
19	Spout Flange	94065-02
20	Spout	94158-02
21	Handle S/A - Specify Index	9882-02



no.	description	HN 95631
1	Button - Specify Index	55906-02
2	Handle Screw	264-17
3	Handle	25659-02
4	Escutcheon Holder	25168-02
5	Escutcheon	680-32
6	Lock Nut	24976-02
7	Stem Nut	72956-07
8	Stem w/swivel & Friction Ring	72976-04
9	Friction Ring	246-37
10	Stop Ring	72959-07
11	Aquaseal Diaphragm	72960-07
12	Seat	862-14
13	Body w/seat - R.H.	8183-08
	Body w/seat - L.H.	8184-08
14	Body Plug	27816-07
15	Swivel	1836-07
16	Swivel Nut	25513-08
17	Tee	25583-08
18	Spout	455-32
19	Aquaseal Stem Unit S/A	72978-04
20	Handle S/A - Specify Index	7859-02




no.	description	HB 15417	HB 15418
1	Screw	1786-01	1786-01
2	Shield	65501-02	65501-02
3	Cap	66059-02	66059-02
4	Cap Washer	86-17	86-17
5	Guide Screw	403-17	403-17
6	Seat Washer	85-17	85-17
7	Float	368-17	368-17
8	Float Disc	367-17	367-17
9	Vacuum Breaker Body	66038-02	66038-02
10	1/2" x 2 3/4" Pipe	41245-02	41245-02
11	1/2" S.P.S 90° Ell	1465-02	1465-02
12	Swivel	23921-02	23921-02
13	Swivel Nut	24186-02	24186-02
14	1/2" x 3 3/4" Pipe	43001-02	43001-02
15	Flange	20434-02	20434-02
16	1/2" x 5 1/4" Pipe	43140-02	43140-02
17	Fork	652-12	-
18	Nozzle	25758-02	-
18A	Nozzle	-	25762-02
19	Valve Body	37322-08	37322-08
20	Swivel	1836-07	1836-07
21	Swivel Nut	25513-08	25513-08
22	Re-Nu Sleeve	20336-08	20336-08
23	Seat Washer Screw	159-17	159-17
24	Seat Washer	441-07	441-07
25	Stem w/washer & Screw	36536-02	36536-02
26	Brass Washer	1167-17	1167-17
27	Stuffing Box Washer	408-17	408-17
28	Stuffing Box	37318-08	37318-08
29	Packing	1311-07	1311-07
30	Stuffing Nut	1184-17	1184-17
31	Nipple	39976-05	39976-05
32	Escutcheon	65508-02	65508-02
33	Handle	1186-12	1186-12
34	Handle Screw	264-17	264-17
35	Button - Specify Index	1255-12	1255-12
36	Washer	1324-07	1324-07
37	Male Hose Conn. Part	654-12	654-12
38	Female Hose Conn. Part	655-12	655-12
39	Hose - 3 Ft. Long	20593-07	-
39A	Hose - 4 Ft. Long	-	20594-07
40	Lead Band	20266-08	-
41	Vacuum Breaker S/A	13322-02	13322-02
42	Nozzle & Fork S/A	9889-02	-
43	Handle S/A - Specify Index	9171-02	9171-02
44	Stuffing Box S/A	8137-08	8137-08
45	Re-Nu Stem Unit S/A	18293-02	18293-02
46	Hose & Spray S/A	13395-02	-

Spray Fittings

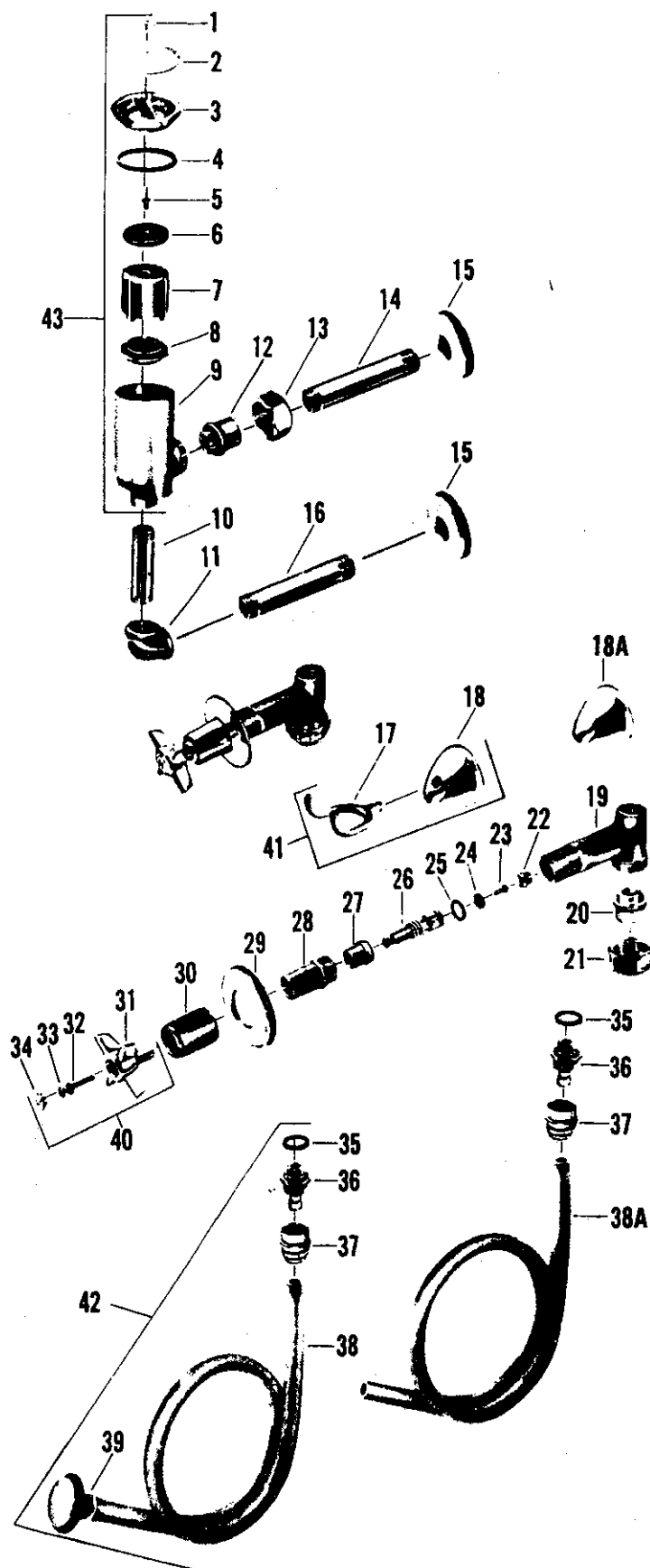
NU-RE-NU

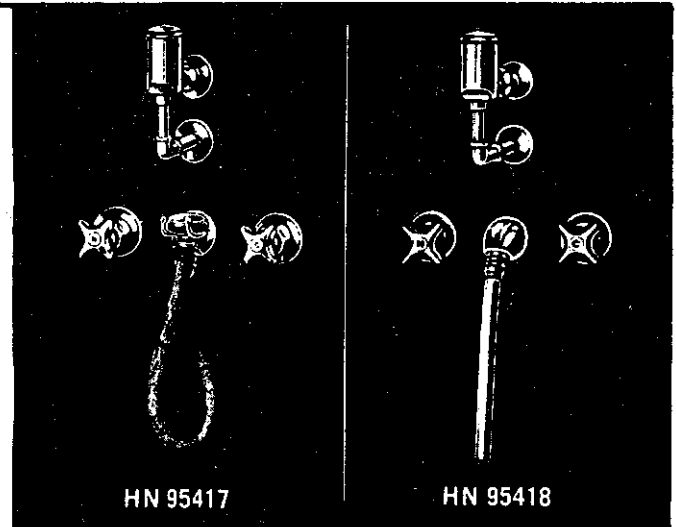
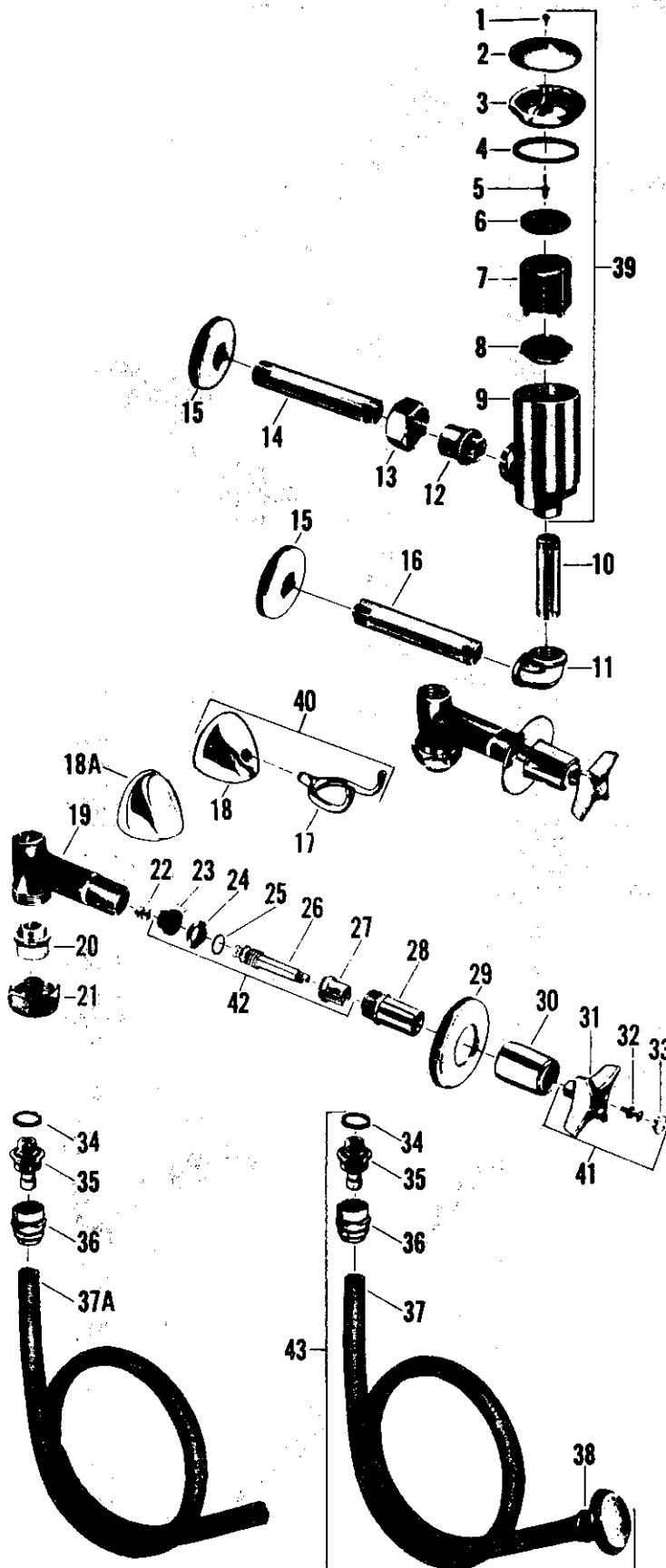
KISSLER & CO., INC.



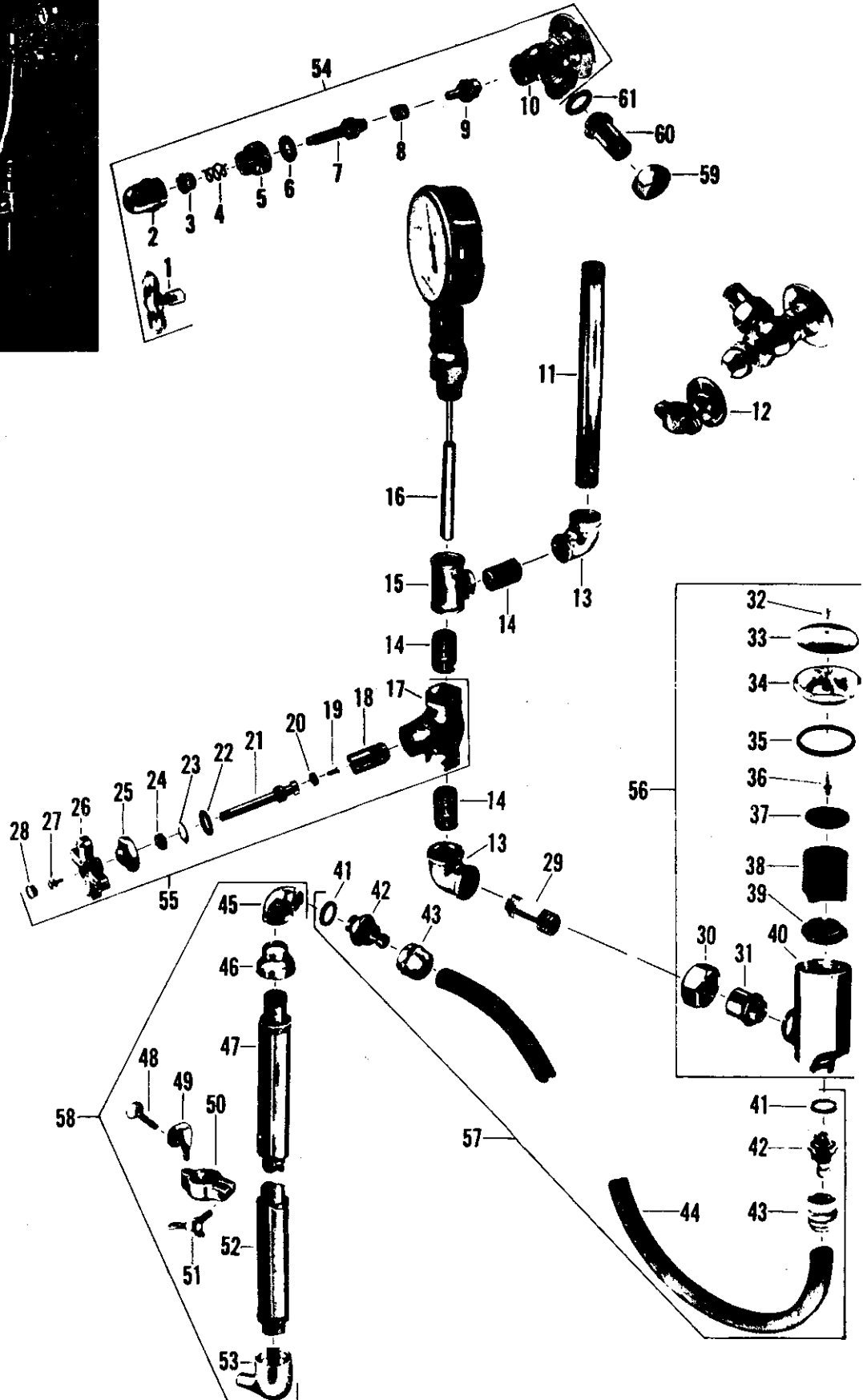

HB 95417

no.	description	HB 95417	HB 95418
1	Screw	1786-01	1786-01
2	Shield	65501-02	65501-02
3	Cap	66059-02	66059-02
4	Cap Washer	86-17	86-17
5	Guide Screw	403-17	403-17
6	Seat Washer	85-17	85-17
7	Float	368-17	368-17
8	Float Disc	367-17	367-17
9	Vacuum Breaker Body	66038-02	66038-02
10	1/2" x 2 3/4" Pipe	41245-02	41245-02
11	1/2" S.P.S. 90° Ell	1465-02	1465-02
12	Coupling	23921-02	23921-02
13	Coupling Nut	24186-02	24186-02
14	1/2" x 3 3/4" Pipe	43001-02	43001-02
15	Flange	31251-02	31251-02
16	1/2" x 5 3/4" Pipe	43140-02	43140-02
17	Fork	652-12	-
18	Nozzle	25758-02	-
18A	Nozzle	-	25762-02
19	Body w/seat	8186-08	8186-08
20	Swivel	1836-07	1836-07
21	Swivel Nut	25513-08	25513-08
22	Seat	862-14	862-14
23	Seat Washer Screw	759-27	759-27
24	Seat Washer	858-17	858-17
25	"O" Ring	886-17	886-17
26	Stem w/washer & Screw	25314-04	25314-04
27	Stem Nut	854-17	854-17
28	Lock Nut	24966-02	24966-02
29	Escutcheon	680-32	680-32
30	Escutcheon Holder	25168-02	25168-02
31	Handle	685-32	685-32
32	Lock Washer	269-09	269-09
33	Handle Screw	281-27	281-27
34	Button - Specify Index	55906-02	55906-02
35	Washer	1324-07	1324-07
36	Male Hose Conn. Part	654-12	654-12
37	Female Hose Conn. Part	655-12	655-12
38	Hose - 3 Ft. Long	20593-07	-
38A	Hose - 4 Ft. Long	-	20594-07
39	Lead Band	20266-08	-
40	Handle S/A - Specify Index	9882-02	9882-02
41	Nozzle & Fork S/A	9889-02	-
42	Hose & Spray S/A	13395-02	-
43	Vacuum Breaker S/A	13322-02	13322-02





no.	description	HN 95417	HN 95418
1	Screw	1786-01	1786-01
2	Shield	65501-02	65501-02
3	Cap	66059-02	66059-02
4	Cap Washer	86-17	86-17
5	Guide Screw	403-17	403-17
6	Seat Washer	85-17	85-17
7	Float	368-17	368-17
8	Float Disc	367-17	367-17
9	Vacuum Breaker Boyd	66038-02	66038-02
10	1/2" x 2 3/4" Pipe	41245-02	41245-02
11	1/2" S.P.S. 90 Ell	1465-02	1465-02
12	Coupling	23921-02	23921-02
13	Coupling Nut	24186-02	24186-02
14	1/2" x 3 3/4" Pipe	43001-02	43001-02
15	Flange	31251-02	31251-02
16	1/2" x 5 1/4" Pipe	43140-02	43140-02
17	Fork	652-12	-
18	Nozzle	25758-02	-
18A	Nozzle	-	25762-02
19	Body w/seat	8186-08	8186-08
20	Swivel	1836-07	1836-07
21	Coupling Nut	25513-08	25513-08
22	Seal	862-14	862-14
23	Diaphragm	72960-07	72960-07
24	Stop Ring	72959-07	72959-07
25	Friction Ring	246-37	246-37
26	Stem w/swivel & Friction Ring	72976-04	72976-04
27	Stem Nut	72956-07	72956-07
28	Lock Nut	24976-02	24976-02
29	Escutcheon	680-32	680-32
30	Escutcheon Holder	25168-02	25168-02
31	Handle	25659-02	25659-02
32	Handle Screw	264-17	264-17
33	Button - Specify Index	55906-02	55906-02
34	Washer	1324-07	1324-07
35	Male Hose Conn. Part	654-12	654-12
36	Female Hose Conn. Part	655-12	655-12
37	Hose - 3 Ft. Long	20593-07	-
37A	Hose - 4 Ft. Long	-	20594-07
38	Ring	20266-02	-
39	Vacuum Breaker S/A	13322-02	13322-02
40	Nozzle & Fork S/A	9389-02	-
41	Handle S/A - Specify Index	7859-02	7859-02
42	Aquaseal Stem Unit S/A	72978-04	72978-04
43	Hose & Spray S/A	13395-02	-

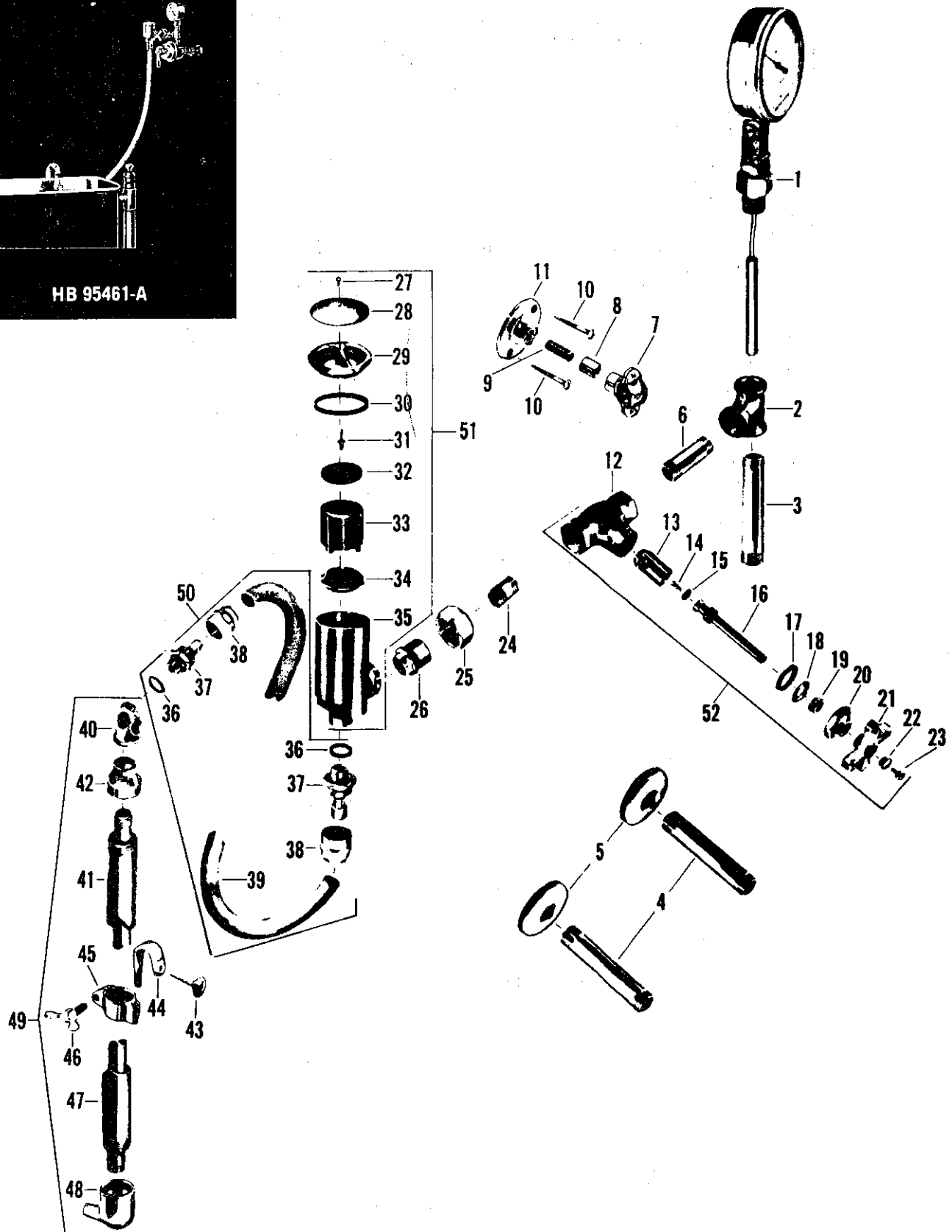
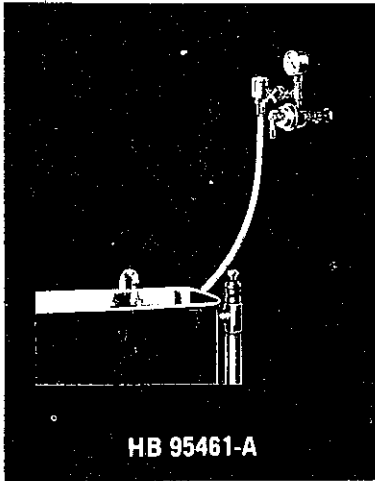


no.	description	RE 15461-A	RE 15461-B
1	Loose Key	1187-09	1187-09
2	Dome	19058-02	19058-02
3	Stuffing Nut	24601-08	24601-08
4	Palmetto Packing	20361-07	20361-07
5	Cap	1348-12	1348-12
6	Cap Washer	126-07	126-07
7	Upper Stem	20719-08	20719-08
8	Spring	83-27	83-27
9	Lower Stem	21248-08	21248-08
10	Body	19808-02	19808-02
11	1/2" x 9 1/4" S.P.S. Pipe - 2 Thds.	39482-02	39482-02
12	Wall Bracket	11344-02	11344-02
13	1/2" S.P.S. 90° Ell	1465-02	1465-02
14	1/2" S.P.S. Close Nipple	38600-08	38600-08
15	1/2" S.P.S. Tee	1477-02	1477-02
16	Thermometer	979-02	979-02
17	Stop Body	19978-02	19978-02
18	Re-Nu Sleeve	20336-08	20336-08
19	Seat Washer Screw	159-17	159-17
20	Seat Washer	441-07	441-07
21	Stem w/washer & Screw	20731-02	20731-02
22	Cap Washer	1044-07	1044-07
23	Brass Washer	21625-08	21625-08
24	Packing	1311-07	1311-07
25	Cap	21437-02	21437-02
26	Handle	1186-12	1186-12
27	Handle Screw	264-17	264-17
28	Button - Specify Plain	1255-12	1255-12
29	1/2" x 1 3/8" S.P.S. Pipe - 2 Thds.	38657-02	38657-02
30	Swivel Nut	24186-02	24186-02
31	Swivel	23921-02	23921-02
32	Screw	1786-01	1786-01
33	Shield	65501-02	65501-02
34	Cap	66059-02	66059-02
35	Cap Washer	86-17	86-17
36	Guide Screw	403-17	403-17
37	Seat Washer	85-17	85-17
38	Float	368-17	368-17
39	Float Disc	367-17	367-17
40	Vacuum Breaker Body	66042-02	66042-02
41	Washer	1324-07	1324-07
42	Male Hose Conn. Part	654-12	654-12
43	Female Hose Conn. Part	655-12	655-12
44	Hose - 6 ft. Long	20590-07	20590-07
45	3/8" S.P.S. 90° Ell	1466-02	1466-02
46	3/8" S.P.S. Pipe - 23" Long - 2 Thds.	-	40994-04
	3/8" S.P.S. Pipe - 13" Long - 2 Thds.	40993-04	-
47	Cap	36604-02	36604-02
48	Thumb Screw	21787-02	21787-02
49	Support Hook	36609-02	36609-02
50	Adjustable Support	36608-02	36608-02
51	Wing Screw	36607-02	36607-02
52	1" Tube 21 1/4" Long - 2 Thds.	-	42669-02
	1" Tube 11 1/4" Long - 2 Thds.	42668-02	-
53	By-pass Ell	37363-02	37363-02
54	Stop & Check Valve S/A	15225-02	15225-02
55	Control Stop S/A - Specify Plain	6724-02	6724-02
56	Vacuum Breaker S/A	11941-02	11941-02
57	Hose & Connections S/A	17786-02	17786-02
58	Aerator S/A - 24" Long	-	17746-02
	Aerator S/A - 14" Long	17745-02	-
59	Swivel	66053-02	66053-02
60	Coupling Nut	24196-02	24196-02
61	Coupling Washer	1329-07	1329-07

Note - Thermostatic Valve not illustrated. Contact manufacturer of valve for replacement or repair.



AMERICAN Standard
PLUMBING AND HEATING DIVISION



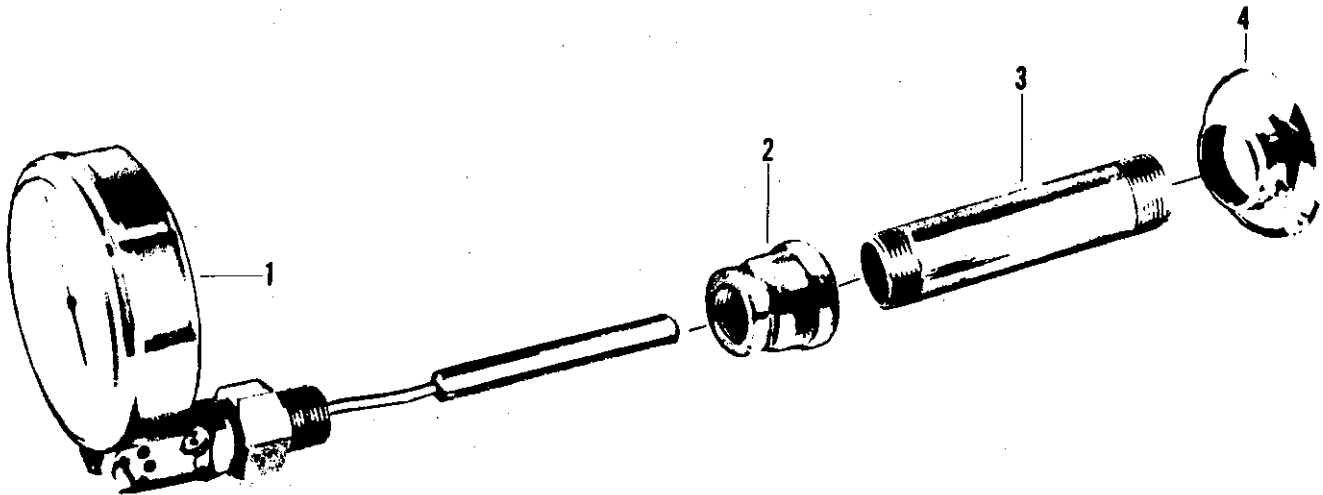
no.	description	HB 95461-A	HB 95461-B
1	Thermometer	979-02	979-02
2	1/2" S.P.S. Tee	1477-02	1477-02
3	1/2" x 3 1/4" S.P.S. Pipe - 2 Thds.	41780-02	41780-02
4	1/2" x 3 3/4" S.P.S. Pipe - 2 Thds.	43001-02	43001-02
5	Wall Flange	31251-02	31251-02
6	1/2" x 2 3/8" S.P.S. Pipe - 2 Thds.	43047-02	43047-02
7	Pipe Holder	26043-02	26043-02
8	Spacer Tube	38892-02	38892-02
9	Threaded Rod	38930-08	38930-08
10	Wood Screw	1248-01	1248-01
11	Flange	31649-02	31649-02
12	Stop Body	19978-02	19978-02
13	Re-Nu Sleeve	20336-08	20336-08
14	Seat Washer Screw	159-17	159-17
15	Seat Washer	441-07	441-07
16	Stem w/washer & Screw	20731-02	20731-02
17	Cap Washer	1044-07	1044-07
18	Brass Washer	21625-08	21625-08
19	Packing	1311-07	1311-07
20	Cap	21437-02	21437-02
21	Handle	1186-12	1186-12
22	Handle Screw	264-17	264-17
23	Button - Specify Plain	1255-12	1255-12
24	1/2" x 1" S.P.S. Pipe - 2 Thds.	38647-02	38647-02
25	Swivel Nut	24186-02	24186-02
26	Swivel	23921-02	23921-02
27	Screw	1786-01	1786-01
28	Shield	65501-02	65501-02
29	Cap	66059-02	66059-02
30	Cap Washer	86-17	86-17
31	Guide Screw	403-17	403-17
32	Seat Washer	85-17	85-17
33	Float	368-17	368-17
34	Float Disc	367-17	367-17
35	Vacuum Breaker Body	66042-02	66042-02
36	Washer	1324-07	1324-07
37	Male Hose Conn. Part	654-12	654-12
38	Female Hose Conn. Part	655-12	655-12
39	Hose - 6 Ft. Long	20590-07	20590-07
40	3/8" S.P.S. 90° Ell	1466-02	1466-02
41	3/8" S.P.S. Pipe - 23" Long - 2 Thds.	-	40994-04
	3/8" S.P.S. Pipe - 13" Long - 2 Thds.	40993-04	-
42	Cap	36604-02	36604-02
43	Thumbscrew	21787-02	21787-02
44	Support Hook	36609-02	36609-02
45	Adjustable Support	36608-02	36608-02
46	Wing Screw	36607-02	36607-02
47	1" Tube 21 1/4" Long - 2 Thds.	-	42669-02
	1" Tube 11 1/4" Long - 2 Thds.	42668-02	-
48	Bypass Ell	37363-02	37363-02
49	Aerator S/A - 24" Long	-	17746-02
	Aerator S/A - 14" Long	17745-02	-
50	Hose & Connections S/A	17786-02	17786-02
51	Vacuum Breaker S/A	11941-02	11941-02
52	Control Stop S/A - Specify Plain	6724-02	6724-02

Note - Thermostatic Valve not illustrated. Contact manufacturer of valve for replacement or repair.



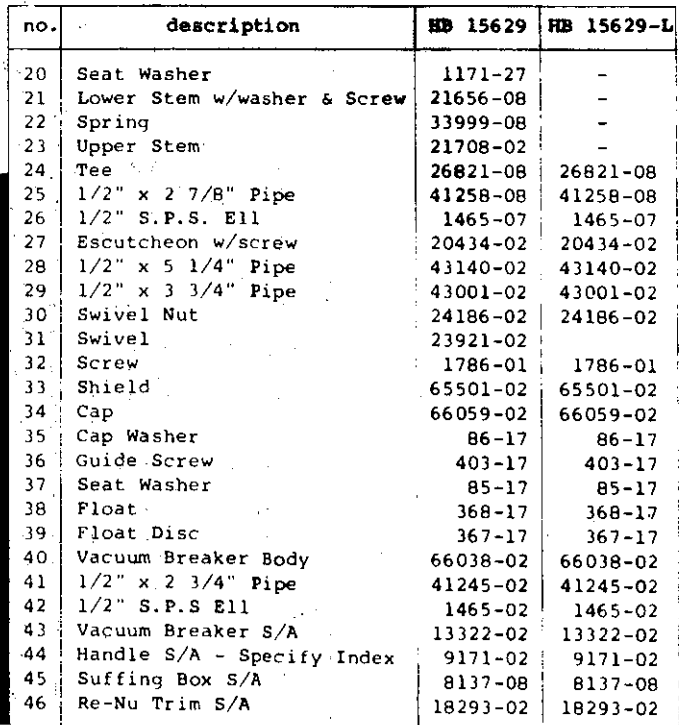
no.	Description	RD 95464-A	RD 95464-B
1	Thermometer	979-02	979-02
2	1/2" S.P.S. Tee	1477-02	1477-02
3	1/2" x 3 1/4" S.P.S. Pipe - 2 Thds.	41780-02	41780-02
4	1/2" Union Ell	37707-02	37707-02
5	Coupling Washer	456-07	456-07
6	Swivel Ell	23969-02	23969-02
7	Swivel Nut	24186-02	24186-02
8	Flange	31671-02	31671-02
9	1/2" x 2 3/8" S.P.S. Pipe - 2 Thds.	43047-02	43047-02
10	Wall Bracket	11344-02	11344-02
11	Stop Body	19978-02	19978-02
12	Re-Nu Sleeve	20336-08	20336-08
13	Seat Washer Screw	159-17	159-17
14	Seat Washer	441-07	441-07
15	Stem w/washer & Screw	20731-02	20731-02
16	Cap Washer	1044-07	1044-07
17	Brass Washer	21625-08	21625-08
18	Packing	1311-07	1311-07
19	Cap	21437-02	21437-02
20	Handle	1186-12	1186-12
21	Handle Screw	264-17	264-17
22	Button - Specify Plain	1255-12	1255-12
23	1/2" x 1" S.P.S. Pipe - 2 Thds.	38647-02	38647-02
24	Swivel	23921-02	23921-02
25	Screw	1786-01	1786-01
26	Shield	65501-02	65501-02
27	Cap	66059-02	66059-02
28	Cap Washer	86-17	86-17
29	Guide Screw	403-17	403-17
30	Seat Washer	85-17	85-17
31	Float	368-17	368-17
32	Float Disc	367-17	367-17
33	Vacuum Breaker Body	66042-02	66042-02
34	Washer	1324-07	1324-07
35	Male Hose Conn. Part	654-12	654-12
36	Female Hose Conn. Part	655-12	655-12
37	Hose - 6 Ft. Long	20590-07	20590-07
38	3/8" S.P.S. 90° Ell	1466-02	1466-02
39	3/8" S.P.S. Pipe - 23" Long - 2 Thds.	-	40994-04
	3/8" S.P.S. Pipe - 13" Long - 2 Thds.	40993-04	-
40	Cap	36604-02	36604-02
41	Thumbscrew	21787-02	21787-02
42	Support Hook	36609-02	36609-02
43	Adjustable Support	36608-02	36608-02
44	Wing Screw	36607-02	36607-02
45	1" Tube 21 1/4" Long - 2 Thds.	-	42669-02
	1" Tube 11 1/4" Long - 2 Thds.	42668-02	-
46	Bypass Ell	37363-02	37363-02
47	Aerator S/A - 24" Long	-	17746-02
	Aerator S/A - 14" Long	17745-02	-
48	Hose & Connections S/A	17786-02	17786-02
49	Vacuum Breaker S/A	11941-02	11941-02
50	Control Stop S/A - Specify Plain	6724-02	6724-02
51	Supply Ell S/A	15346-02	15346-02


Note - Thermostatic Valve not illustrated. Contact manufacturer of valve for replacement or repair.



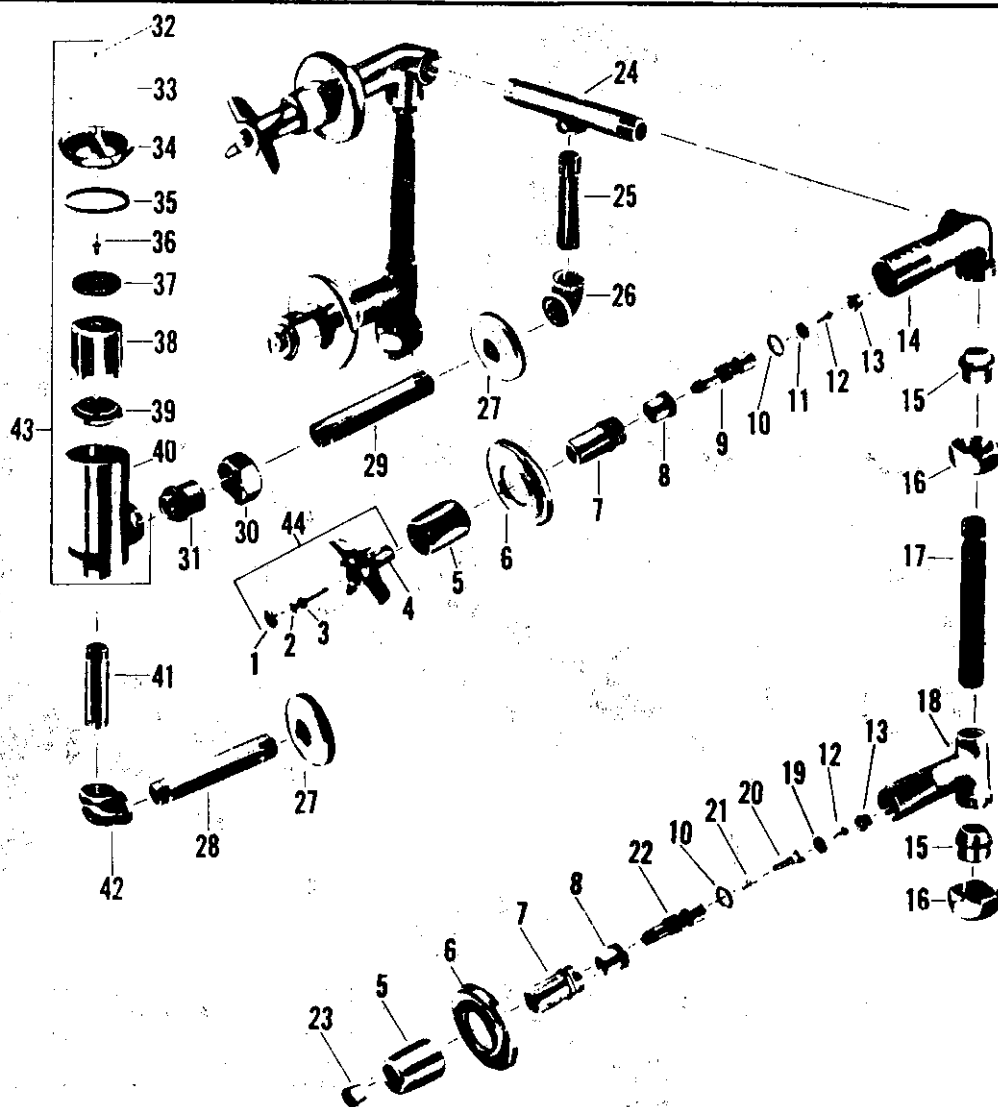
no.	description	MB 95626
1	Thermometer	978-02
2	3/4" x 1/2" Reducing Coupling	1299-12
3	3/4" x 4 7/16" S.P.S. Pipe - 2 thds.	38714-02
4	Escutcheon w/screw	20433-02

Note - Thermostatic Valve not illustrated. Contact manufacturer of valve for replacement or repair.

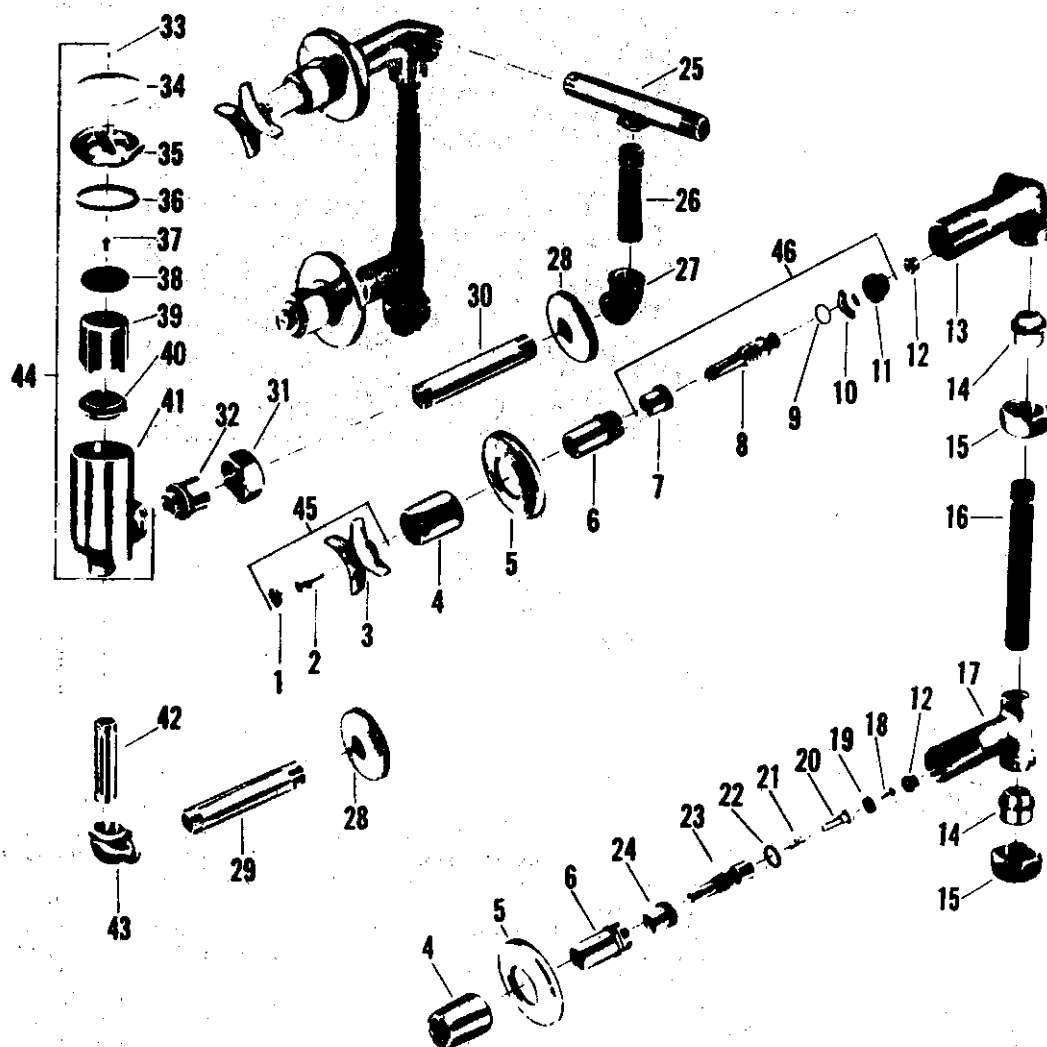




HB 95629



no.	description	HB 95629	HB 95629-L	no.	description	HB 95629	HB 95629-L
1	Button - Specify Index	55906-02	55906-02	23	Stem Cap	93596-02	-
2	Handle Screw	281-27	281-27	24	Tee	25583-08	25583-08
3	Lock Washer	269-09	269-09	25	1/2" x 3 1/4" Pipe	41764-08	41764-08
4	Handle	685-32	685-32	26	1/2" S.P.S. 90° Ell	1465-07	1465-07
5	Escutcheon Holder	25168-02	25168-02	27	Flange	31251-02	31251-02
6	Escutcheon	680-32	680-32	28	1/2" x 5 1/4" Pipe	43140-02	43140-02
7	Lock Nut	24966-02	24966-02	29	1/2" x 3 3/4" Pipe	43001-02	43001-02
8	Stem Nut	854-17	854-17	30	Swivel Nut	24186-02	24186-02
9	Stem w/washer & Screw	25314-04	25314-04	31	Swivel	23921-02	23921-02
10	"O" Ring	886-17	886-17	32	Screw	1786-01	1786-01
11	Seat Washer	858-17	858-17	33	Shield	65501-02	65501-02
12	Seat Washer Screw	759-27	759-27	34	Cap	66059-02	66059-02
13	Seat	862-14	862-14	35	Cap Washer	86-17	86-17
14	Body w/seat - R.H.	8181-08	8181-08	36	Guide Screw	403-17	403-17
15	Body w/seat - L.H.	8182-08	8182-08	37	Seat Washer	85-17	85-17
16	Swivel	1836-07	1836-07	38	Float	368-17	368-17
17	Swivel Nut	25513-08	25513-08	39	Float Disc	367-17	367-17
18	1/2" x 5 3/4" Pipe	42972-08	-	40	Vacuum Breaker Body	66038-02	66038-02
19	Stop Body w/seat	8186-08	-	41	1/2" x 2 3/4" Pipe	41245-02	41245-02
20	Seat Washer	1059-27	-	42	1/2" S.P.S. Ell	1465-02	1465-02
21	Lower Stem w/washer & Screw	25302-08	-	43	Vacuum Breaker S/A	13322-02	13322-07
22	Spring	818-27	-	44	Handle S/A - Specify Index	9882-02	9882-0
23	Upper Stem	471-44	-				

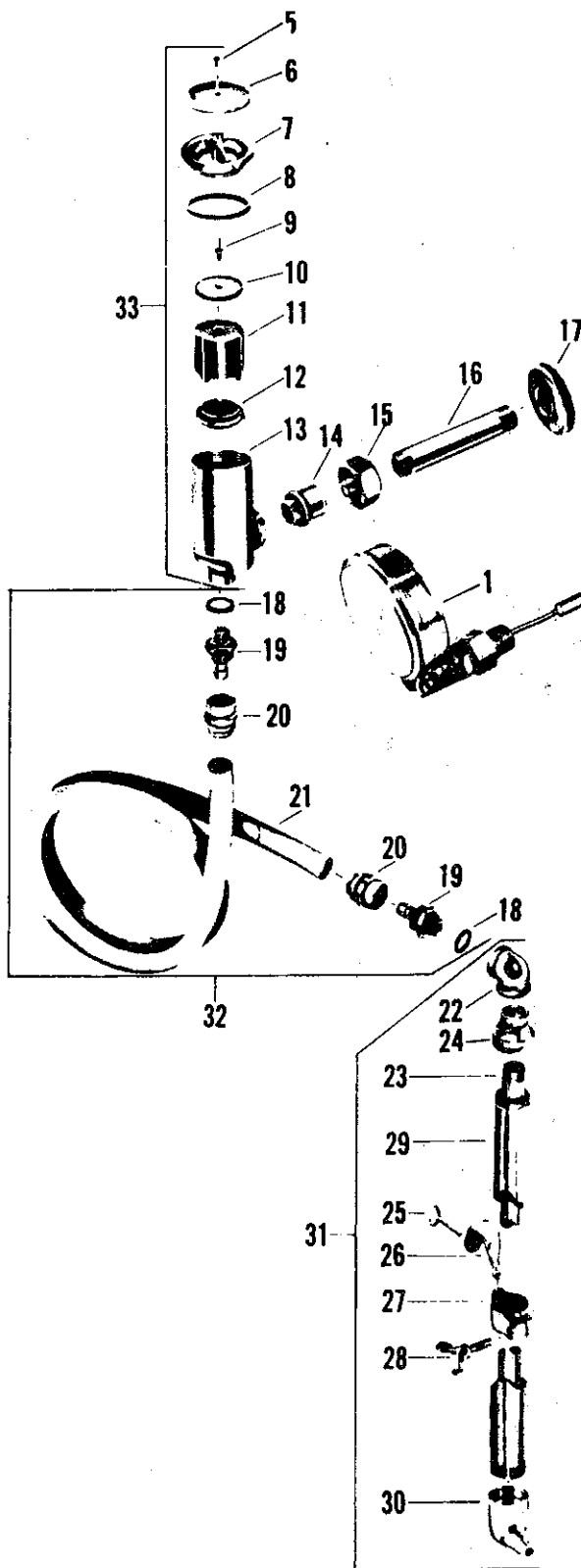


HN 95629

no.	description	HN 95629	HN 95629-L	no.	description	HN 95629	HN 95629-L
1	Button	55906-02	55906-02	24	Stem Nut	854-17	-
2	Handle Screw	264-17	264-17	25	Tee	25583-08	25583-08
3	Handle	25659-02	25659-02	26	1/2" x 3 1/4" Pipe	41764-08	41764-08
4	Escutcheon Holder	25168-02	25168-02	27	1/2" S.P.S. 90° Ell	1465-07	1465-07
5	Escutcheon	680-32	680-32	28	Flange	31251-02	31251-02
6	Lock Nut	24976-02	24976-02	29	1/2" x 5 1/4" Pipe	43140-02	43140-02
7	Stem Nut	72956-07	72956-07	30	1/2" x 3 3/4" Pipe	43001-02	43001-02
8	Stem w/swivel & Friction Ring	72976-04	72976-04	31	Swivel Nut	24186-02	24186-02
9	Friction Ring	246-37	246-37	32	Swivel	23921-02	23921-02
10	Stop Ring	72959-07	72959-07	33	Screw	1786-01	1786-01
11	Diaphragm	72960-07	72960-07	34	Shield	65501-02	65501-02
12	Seat	862-14	862-14	35	Cap	66059-02	66059-02
13	Body w/seat - R.H.	8181-08	8181-08	36	Cap Washer	86-17	86-17
14	Body w/seat - L.H.	8182-08	8182-08	37	Guide Screw	403-17	403-17
15	Swivel	1836-07	1836-07	38	Seat Washer	85-17	85-17
16	Swivel Nut	25513-08	25513-08	39	Float	368-17	368-17
17	1/2" x 5 3/4" Pipe	42972-08	-	40	Float Disc	367-17	367-17
18	Stop Body w/seat	8186-08	-	41	Vacuum Breaker Body	66038-02	66038-02
19	Seat Washer Screw	759-27	-	42	1/2" x 2 3/4" Pipe	41245-02	41245-02
20	Seat Washer	1059-27	-	43	1/2" S.P.S. 90° Ell	1465-02	1465-02
21	Lower Stem w/washer & Screw	25302-08	-	44	Vacuum Breaker S/A	13322-02	13322-02
22	Spring	818-27	-	45	Handle S/A - Specify Index	7859-02	7859-02
23	"O" Ring	886-17	-	46	Aquaseal Trim S/A	72978-04	72978-04
24	Upper Stem	25317-04	-				


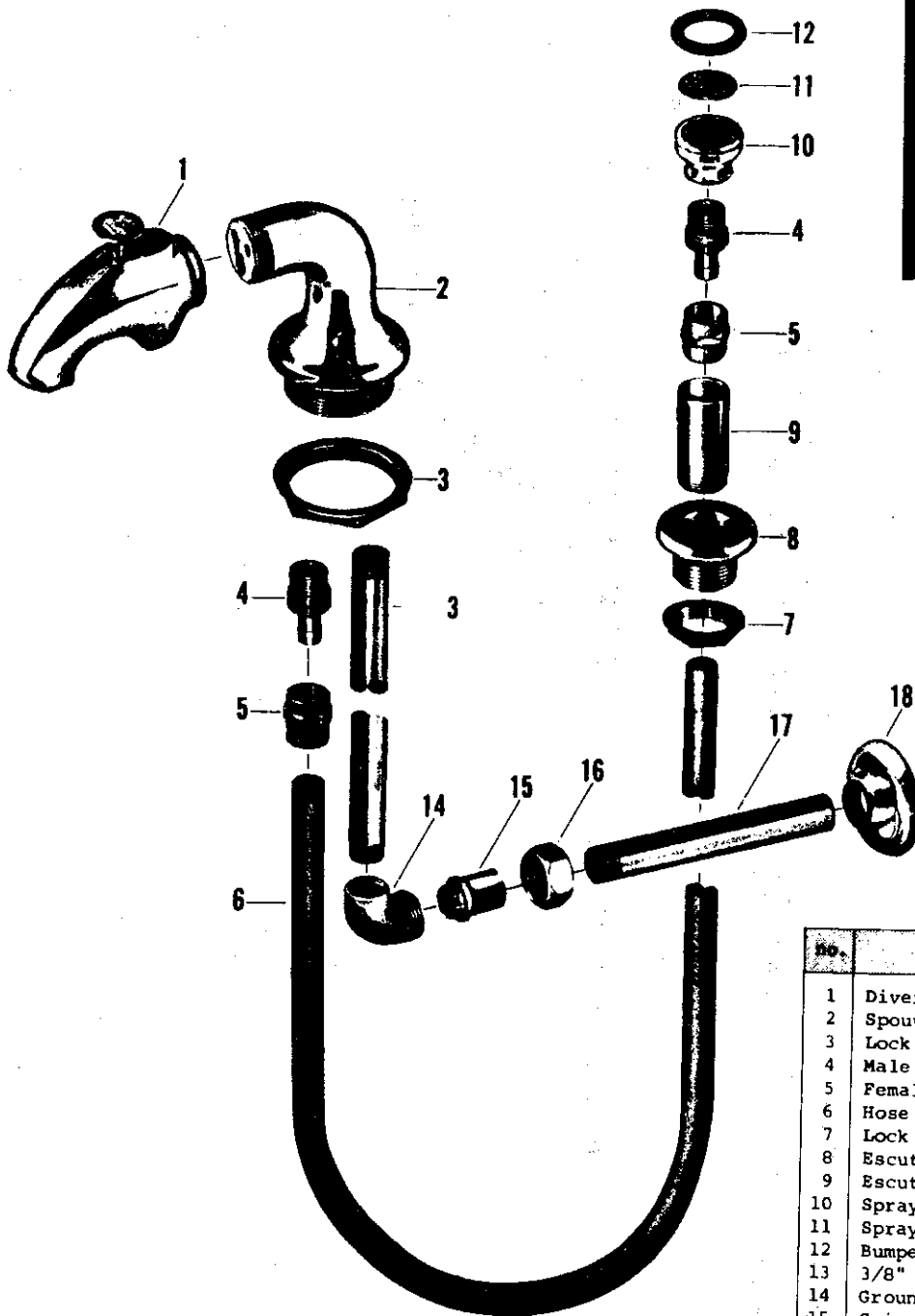


AMERICAN-Standard
PLUMBING AND HEATING DIVISION




no.	description	HB 95632-L	HB 95632-A
1	Thermometer	978-02	978-02
2	3/4" x 1/2" Reducing Coupling	1299-12	1299-12
3	3/4" x 4 13/16" Pipe	42150-02	42150-02
4	Escutcheon w/screw	20433-02	20433-02
5	Screw	1786-01	1786-01
6	Shield	65501-02	65501-02
7	Cap	66059-02	65059-02
8	Cap Washer	86-17	86-17
9	Guide Screw	403-17	403-17
10	Seat Washer	85-17	85-17
11	Float	368-17	368-17
12	Float Disc	367-17	367-17
13	Vacuum Breaker Body	66042-02	66042-02
14	Swivel	23921-02	23921-02
15	Swivel Nut	24186-02	24186-02
16	1/2" x 3 3/4" Pipe	43001-02	43001-02
17	Escutcheon	31251-02	31251-02
18	Washer	1324-07	1324-07
19	Male Hose Conn. Part	554-12	654-12
20	Female Hose Conn. Part	655-12	655-12
21	Hose - 6 ft. Long	20590-07	20590-07
22	3/8" S.P.S. 90° Ell	1466-02	1466-02
23	3/8" S.P.S. Pipe - 23" Long - 2 Thds.	40994-04	-
24	3/8" S.P.S. Pipe - 13" Long - 2 Thds.	-	40993-04
25	Cap	36604-02	36604-02
26	Thumbscrew	21787-02	21787-02
27	Support Hook	36609-02	36609-02
28	Adjustable Support	36608-02	36608-02
29	Wing Screw	36607-02	36607-02
30	1" Tube 21 1/4" Long - 2 Thds.	42669-02	-
31	1" Tube 11 1/4" Long - 2 Thds.	-	42668-02
32	Bypass Ell	37363-02	37363-02
33	Aerator S/A - 24" Long	17746-02	-
	Aerator S/A - 14" Long	-	17745-02
	Hose & Connections S/A	17786-02	17786-02
	Vacuum Breaker S/A	11941-02	11941-02

Note - Thermostatic Valve not illustrated. Contact manufacturer of valve for replacement or repair parts.



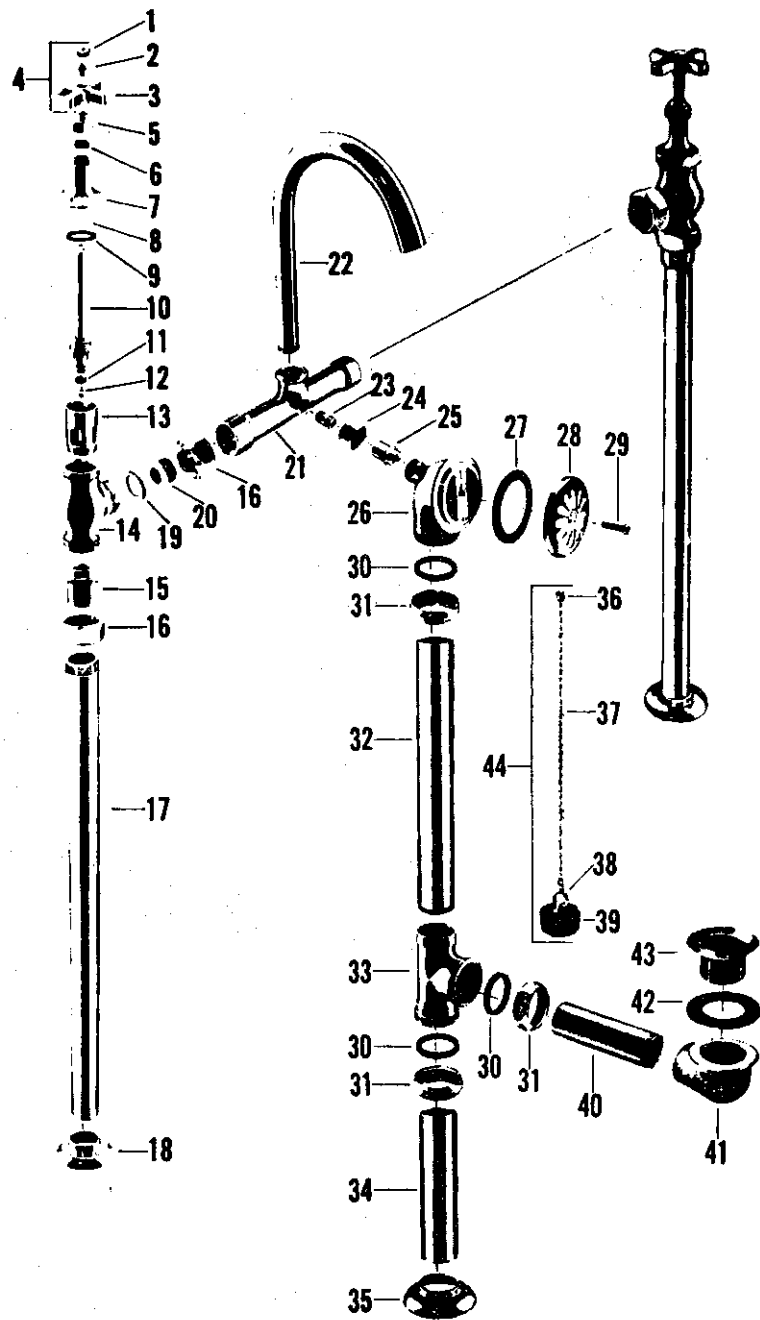
No.	Description	HB 15634
1	Diverter Spout	991-12
2	Spout Ell	65688-02
3	Lock Nut	37586-08
4	Male Hose Conn. Part	67174-04
5	Female Hose Conn. Part	67169-02
6	Hose - 5 ft. Long	20592-07
7	Lock Nut	24526-08
8	Escutcheon	37925-02
9	Escutcheon Extension	43181-02
10	Spray Head	657-12
11	Spray Face	37818-02
12	Bumper	951-07
13	3/8" x 6 7/8" Pipe	40730-04
14	Ground Joint Ell	26828-02
15	Swivel	23984-02
16	Swivel Nut	24207-02
17	3/8" x 5 1/8" Pipe	42047-04
18	Wall Flange w/screw	20385-02


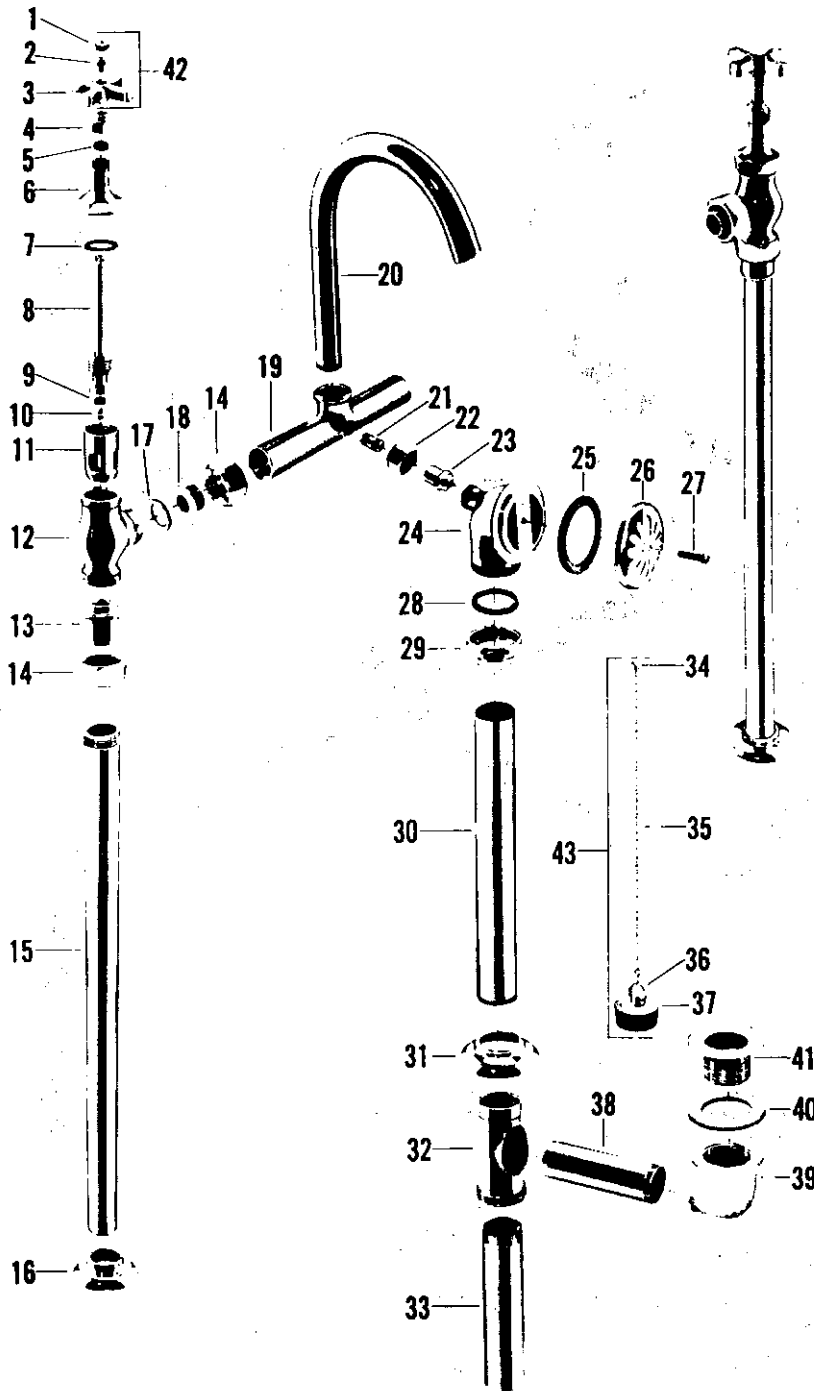


HB 15643

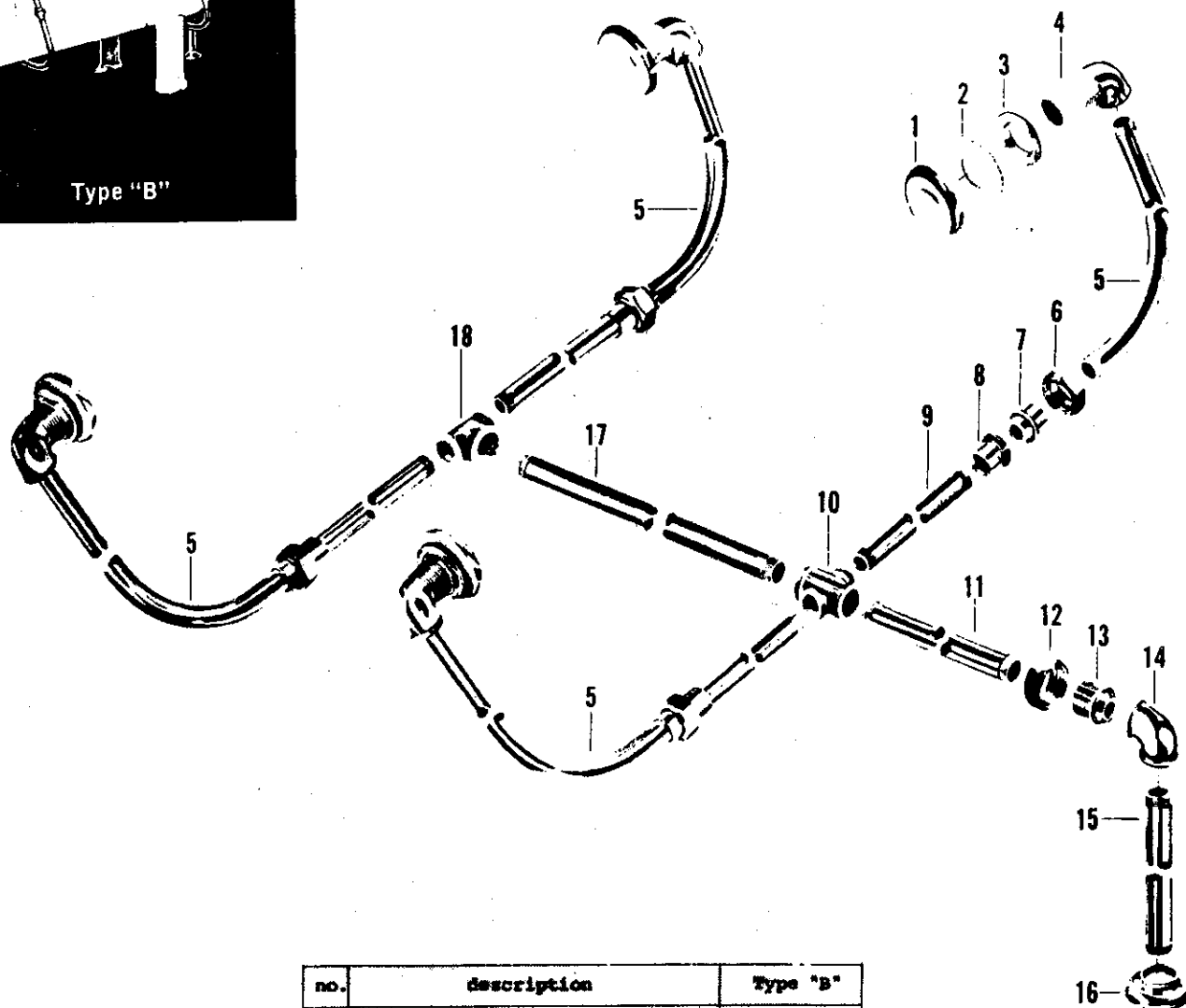

no.	description	HB 15643
1	Index Cap - Specify Index	1255-12
2	Screw w/lock washer	264-17
3	Handle	1186-12
4	Handle S/A - Specify Index	9171-02
5	Stuffing Nut	24632-02
6	Packing	1311-07
7	Bonnet	62071-02
8	Washer	21649-08
9	Washer	146-07
10	Stem w/washer & Screw	21214-02
11	Seat Washer	444-07
12	Seat Washer Screw	159-17
13	Sleeve	20335-08
14	Body	37191-02
15	Coupling	23989-02
16	Nut	24657-02
17	Pipe - 21 1/2"	40858-02
18	Flange w/screw	20433-02
19	Washer	251-07
20	Collar	39577-08
21	Tee	37754-02
22	Spout	65702-02
23	Connecting Piece	42548-02
24	Nut	24198-02
25	Swivel	23986-02
26	Ell	66047-02
27	Washer	35-17
28	Grid	243-22
29	Screw	145-32
30	S.J. Washer	469-07
31	S.J. Nut	628-12
32	Tube - 11"	39235-02
33	Tee	26704-02
34	Tube - 9 1/2"	42726-02
35	Flange w/screw	31210-02
36	Sleeve	276-02
37	Chain	1103-12
38	Link	1128-22
39	Stopper	1019-12
40	Tube - 4 1/4"	41661-02
41	Plug Ell	37335-04
42	Washer	37-17
43	Plug	28092-02
44	Chain & Stopper S/A	8148-02

Sub-assemblies -
Valve S/A - (Parts 1 thru 14 & 16) -
Specify Index - #18370-02
Supply Pipe S/A -
(Parts 15 & 17) - #11855-02

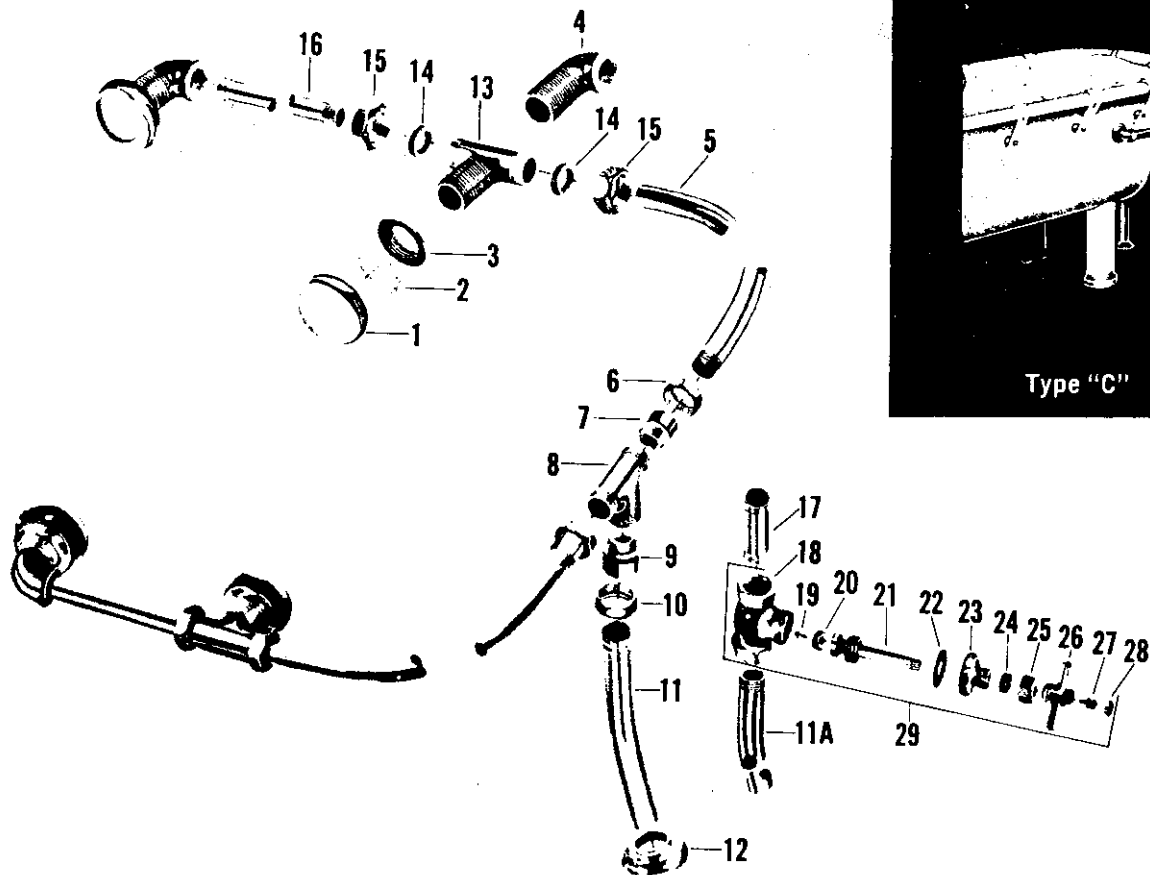




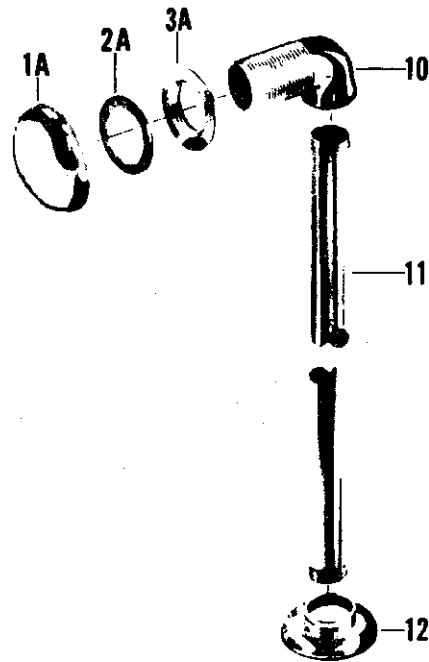
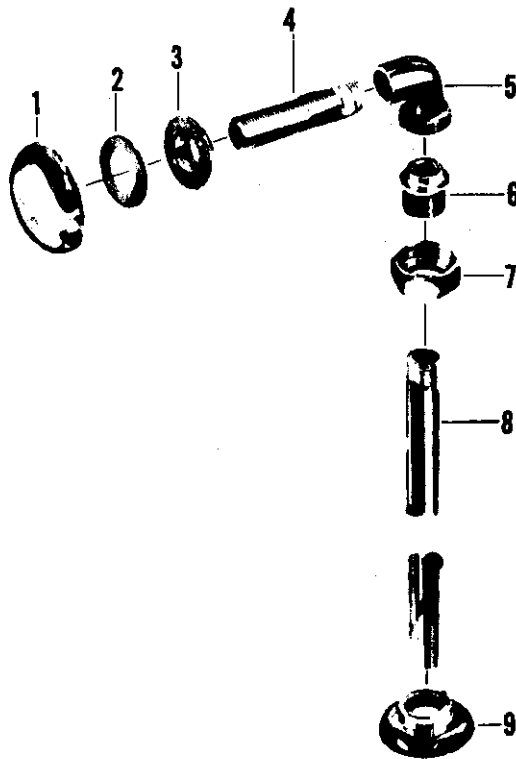
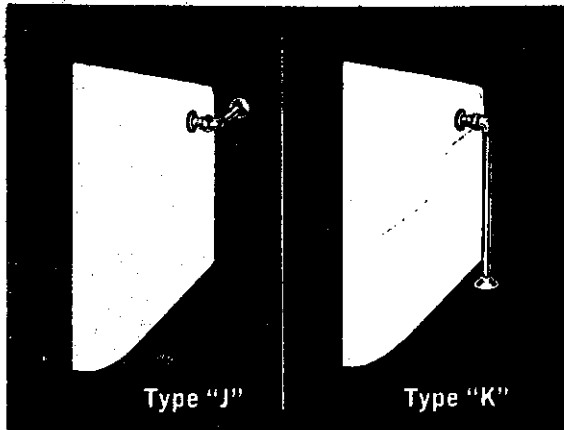
no.	description	HB 15649
1	Button - Specify Index	1255-12
2	Handle Screw	264-17
3	Handle	1186-12
4	Stuffing Nut	24632-02
5	Packing	1311-07
6	Bonnet	36871-02
7	Washer	1295-17
8	Stem w/washer & Screw	19276-02
9	Seat Washer	442-07
10	Seat Washer Screw	159-17
11	Re-Nu Sleeve	20334-08
12	Valve Body	36701-02
13	Swivel	23921-02
14	Swivel Nut	24186-02
15	1/2" x 13" S.P.S. Pipe	38619-02
16	Flange w/screw	20434-02
17	Coupling Washer	1339-07
18	Collar	39581-08
19	Tee	66048-02
20	Spout	65584-02
21	Connecting Piece	42548-02
22	Swivel Nut	24198-02
23	Swivel	23986-02
24	Overflow Ell	66047-02
25	Overflow Ell Washer	35-17
26	Overflow Grid	243-22
27	Screw	1182-01
28	Slip Joint Washer	469-07
29	Slip Joint Nut	628-12
30	Overflow Tube	41300-02
31	Flange w/screw	31210-02
32	Tee	26647-08
33	Tailpiece	28023-08
34	Sleeve for Chain	276-02
35	Chain	1103-12
36	Link	1128-22
37	Rubber Stopper	1019-12
38	Arm Tube	42750-08
39	Plug Ell	36102-08
40	Washer	37-17
41	Outlet Plug	28085-02
42	Handle S/A - Specify Index	9171-02
43	Chain & Stopper S/A	8148-02
Sub-assemblies -		
Supply Pipe S/A -		
(Parts 13 & 15) - #11854-02		
Valve S/A - Specify Index -		
(Parts 1 thru 12 & Part 14) - #11605-02		



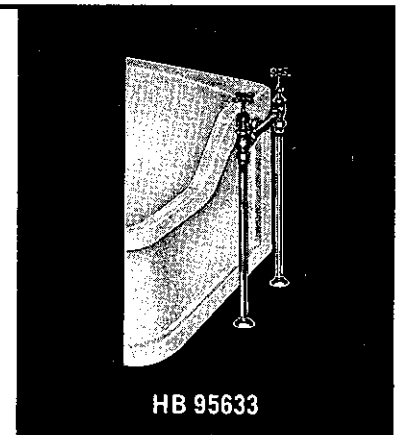
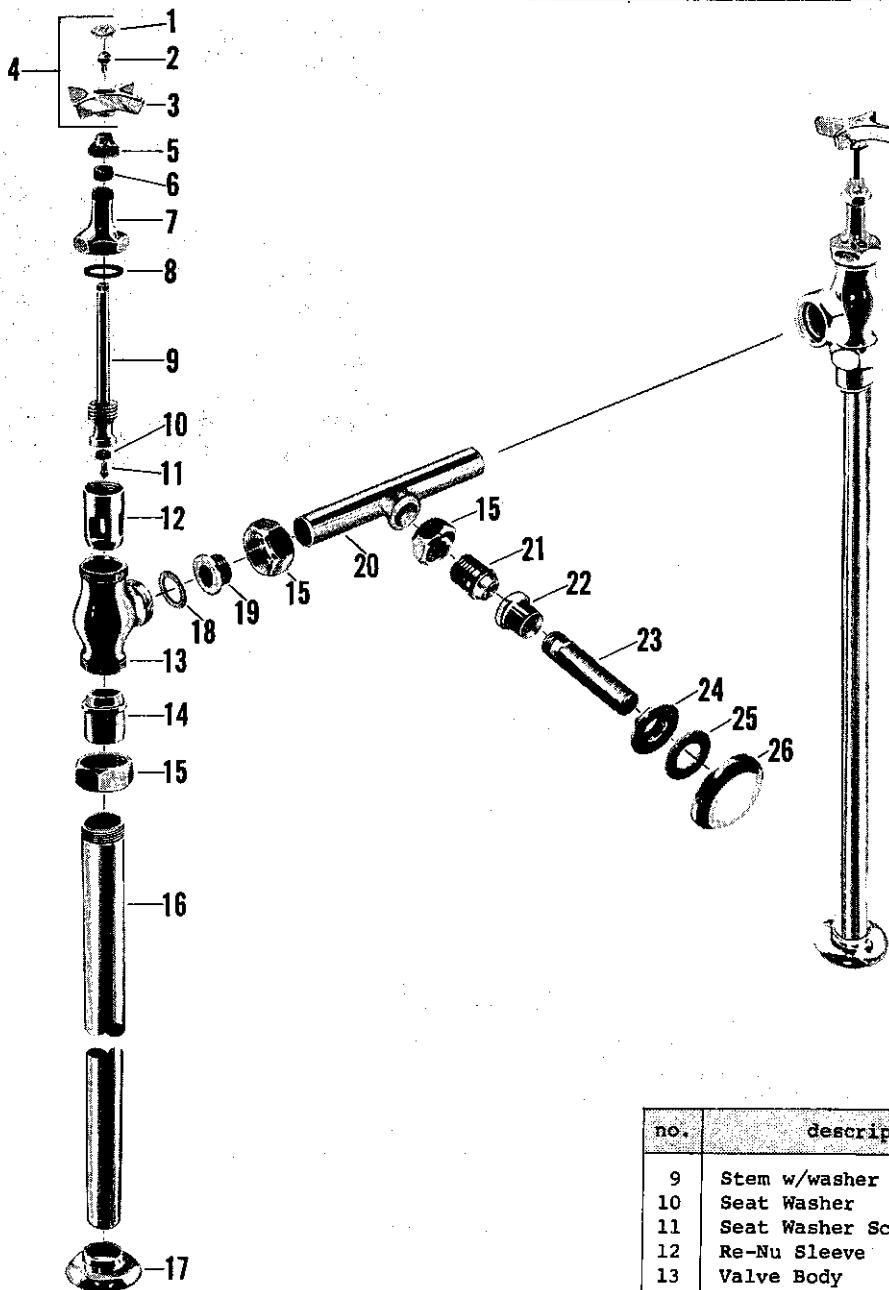
no.	description	Type "B"
1	Supply Bell	36763-02
2	Washer	1216-07
3	Lock Nut	24434-02
4	Supply Ell	65317-02
5	Bent Supply Pipe	65600-02
6	1/2" Union Nut	24186-02
7	1/2" Union Swivel - Male Part	23921-02
8	1/2" Female Union Part	23988-02
9	1/2" x 6" Pipe - 2 Thds.	38646-02
10	3/4" x 1 1/2" S.P.S. Cross	987-02
11	3/4" x 6 1/2" Pipe - 2 Thds.	38692-02
12	3/4" Union Nut	24657-02
13	3/4" Union Swivel	23989-02
14	3/4" S.P.S. Union Ell	37750-02
15	3/4" x 8 3/8" Pipe - 2 Thds.	40868-02
16	Flange w/set Screw	20433-02
17	3/4" x 38 7/8" Pipe - 2 Thds.	44001-02
18	1/2" x 3/4" S.P.S. Tee	986-02



no.	description	Type "C"	Type "A"	Type "CW"
1	Supply Bell	36763-02	36763-02	36763-02
2	Washer	1216-07	1216-07	1216-07
3	Lock Nut	24434-02	24434-02	24434-02
4	Supply Ell	65317-02	65317-02	65317-02
5	1/2" Supply Pipe	65649-02	-	65649-02
6	1/2" Supply Pipe	-	97049-02	-
7	1/2" Union Nut	24186-02	24186-02	24186-02
8	1/2" Union Swivel	23921-02	23921-02	23921-02
9	Supply Tee	65443-02	65443-02	65443-02
10	3/4" Union Swivel	23989-02	23989-02	23989-02
11	3/4" Union Nut	24657-02	24657-02	24657-02
11A	3/4" Supply Pipe	44055-02	44055-02	-
12	Flange w/set Screw	-	-	44087-02
13	Tee for Supply Bell	20433-02	20433-02	20433-02
14	Slip Joint Washer	-	65318-02	-
15	Slip Joint Nut	-	120-17	-
16	1/2" x 38 1/2" Pipe - 1 Thd.	-	24330-02	-
17	3/4" x 2 9/16" Pipe - 2 Thds.	-	43084-02	-
18	Body for Stop	-	-	40852-02
19	Seat Washer Screw	-	-	19536-02
20	Seat Washer	-	-	159-17
21	Stem w/washer & Screw	-	-	443-07
22	Washer	-	-	19243-02
23	Cap	-	-	127-07
24	Stem Packing	-	-	19013-02
25	Stuffing Nut	-	-	1311-07
26	Handle	-	-	25015-02
27	Handle Screw	-	-	1254-12
28	Button - Specify Plain	-	-	264-17
29	3/4" Stop S/A	-	-	1255-12
				2623-02



no.	description	Type "J"	Type "K"	Type "L"	Type "E"
1	Bell	65286-02	65286-02	65286-02	-
1A	Bell	-	-	-	36763-02
2	Washer	40-07	40-07	40-07	-
2A	Washer	-	-	-	1216-07
3	Lock Nut	24530-02	24530-02	24530-02	-
3A	Lock Nut	-	-	-	24434-02
4	1/2" x 3 1/2" Pipe	43102-04	43102-04	-	-
	1/2" x 2 1/2" Pipe	-	-	43118-04	-
5	1/2" Ground Joint Ell	37707-02	37707-02	37707-02	-
6	1/2" Union Swivel	23921-02	23921-02	23921-02	-
7	1/2" Union Nut	24186-02	24186-02	24186-02	-
8	1/2" x 9 1/2" Pipe - 1 Thd.	43103-02	-	-	-
	1/2" x 18 1/2" Pipe - 1 Thd.	-	43056-02	-	-
	1/2" x 29" Pipe - 1 Thd.	-	-	43119-02	-
9	1/2" S.P.S. Flange w/set Screw	20434-02	20434-02	20434-02	-
10	Ell	-	-	-	65325-02
11	3/4" x 33 1/2" Pipe - 1 Thd.	-	-	-	44088-02
12	3/4" S.P.S. Flange w/set Screw	-	-	-	20433-02

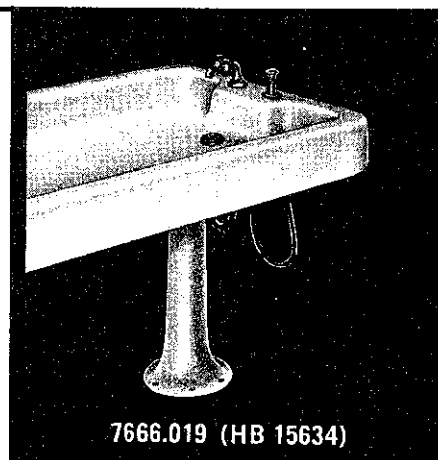
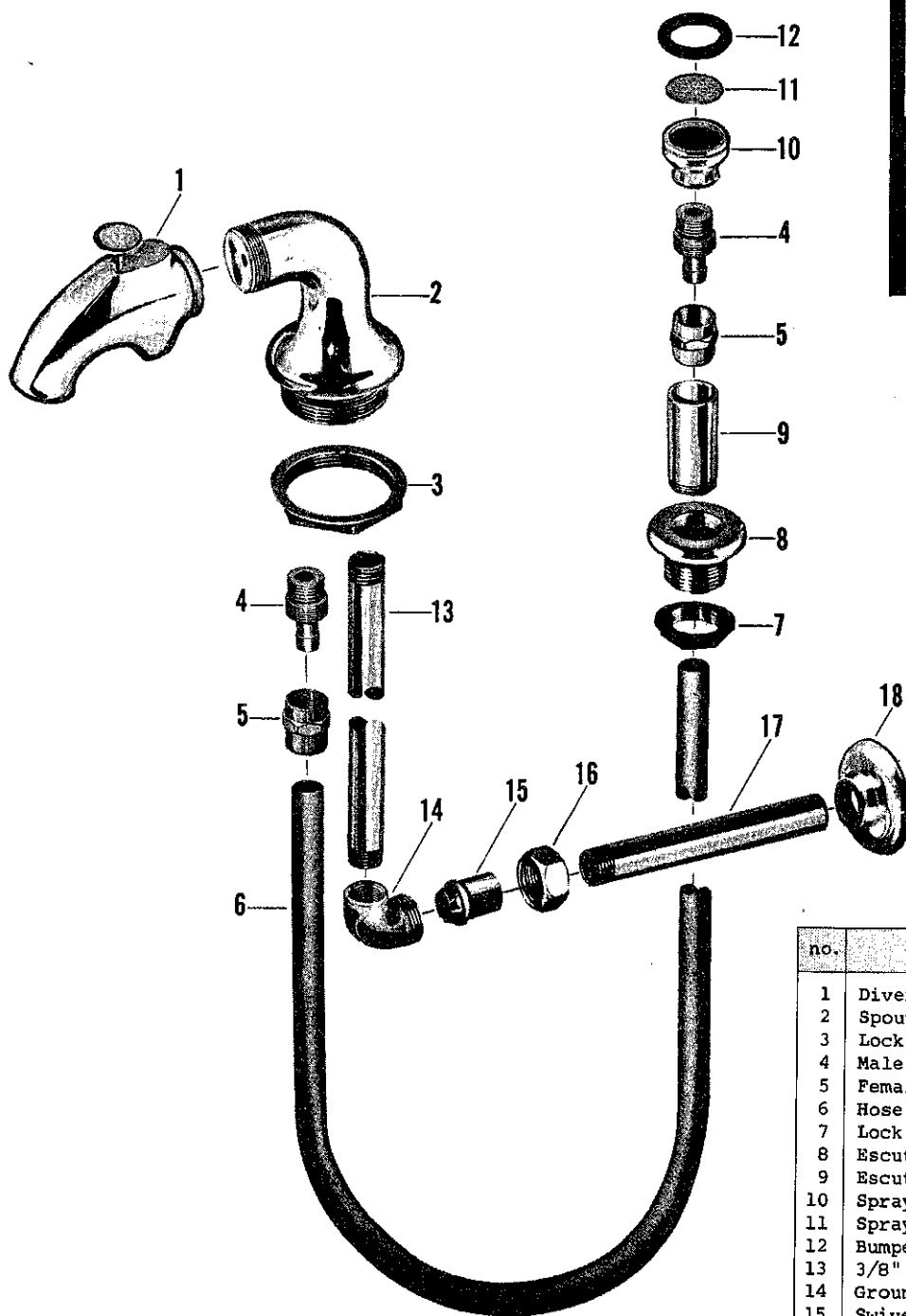


no.	description	HB 95633
1	Button - Index "H" Index "C"	1837-023 1838-021
2	Handle Screw	264-17
3	Handle	25659-02•
4	Handle S/A - Specify Index	7889-02
5	Stuffing Nut	24632-02•
6	Packing	1311-07
7	Bonnet	36871-02
8	Washer	1295-17
9	Stem w/washer & Screw	31287-04
10	Seat Washer	442-07
11	Seat Washer Screw	169-07
12	Re-Nu Sleeve	20334-07
13	Valve Body	36701-02•
14	Swivel	23921-02
15	Swivel Nut	24186-02
16	1/2" x 18 1/2" Pipe - 1 Thd.	43056-02
17	Flange w/screw	31292-02
18	Coupling Washer	1339-07
19	Collar	39581-07•
20	Supply Tee	66055-02•
21	Swivel	37713-02•
22	Female Union Part	23988-02•
23	Pipe for Bell	43102-04
24	Lock Nut	24530-02•
25	Washer	40-07
26	Bell	65286-02

Sub-assemblies -

Valve S/A - Specify Index - (Parts 1-2-3-5 thru 13 and Part 15) - #11405-02

• NOT AVAILABLE



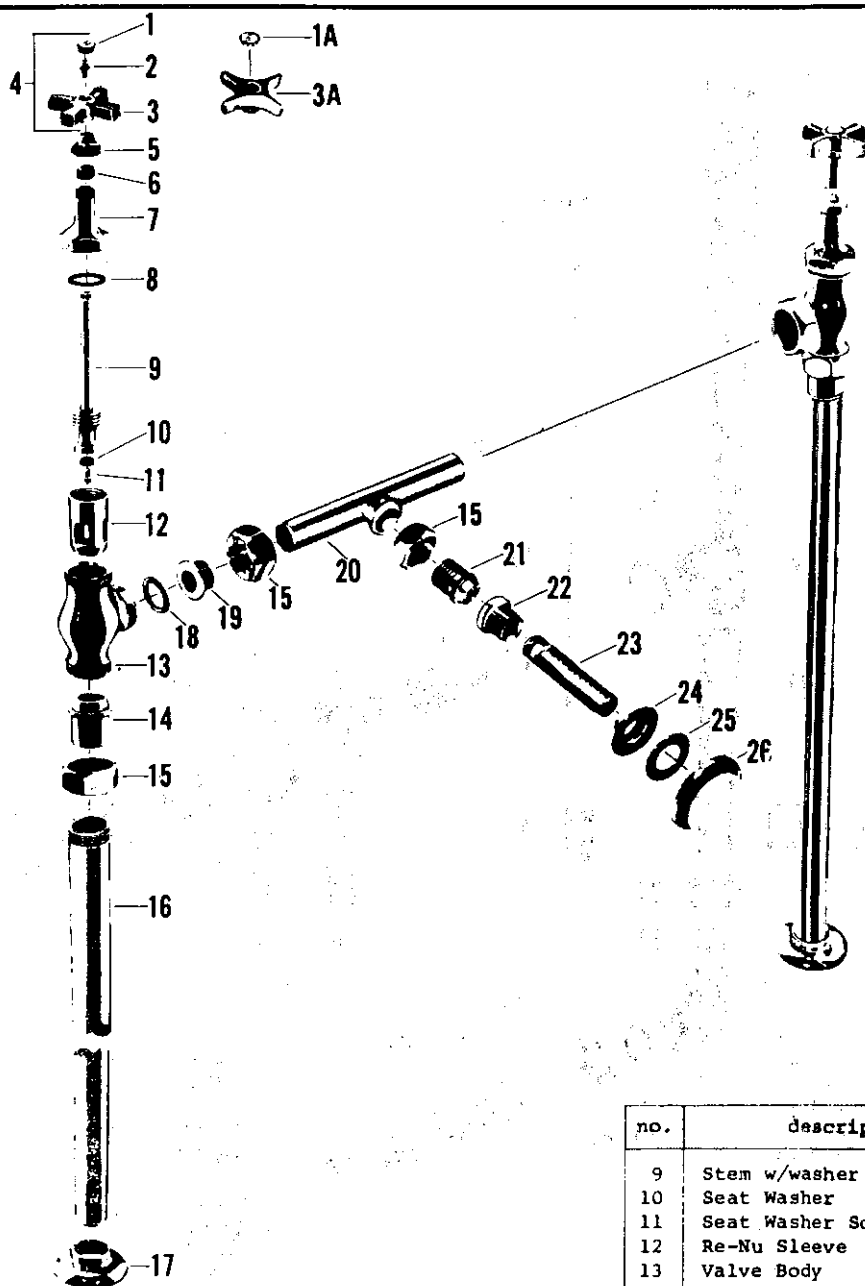
no.	description	HB 15634
1	Diverter Spout	991-12
2	Spout Ell	65688-02•
3	Lock Nut	37586-07
4	Male Hose Conn. Part	67174-04
5	Female Hose Conn. Part	67169-02
6	Hose - 5 ft. Long	20592-07
7	Lock Nut	24526-07•
8	Escutcheon	37925-02•
9	Escutcheon Extension	43181-02•
10	Spray Head	657-12
11	Spray Face	37818-02
12	Bumper	951-07
13	3/8" x 6 7/8" Pipe	40730-02•
14	Ground Joint Ell	26828-02
15	Swivel	23984-02
16	Swivel Nut	24207-02
17	3/8" x 5 1/8" Pipe	42047-02
18	Wall Flange w/screw	63379-02

• NOT AVAILABLE

Note: Escutcheon S/A #11731-02
consisting of items 7, 8 and 9

Spray Head S/A #11732-02
consisting of items 4, 5, 10, 11 and 12

Hose and Connection S/A #11733-02
consisting of items 4, 5 and 6

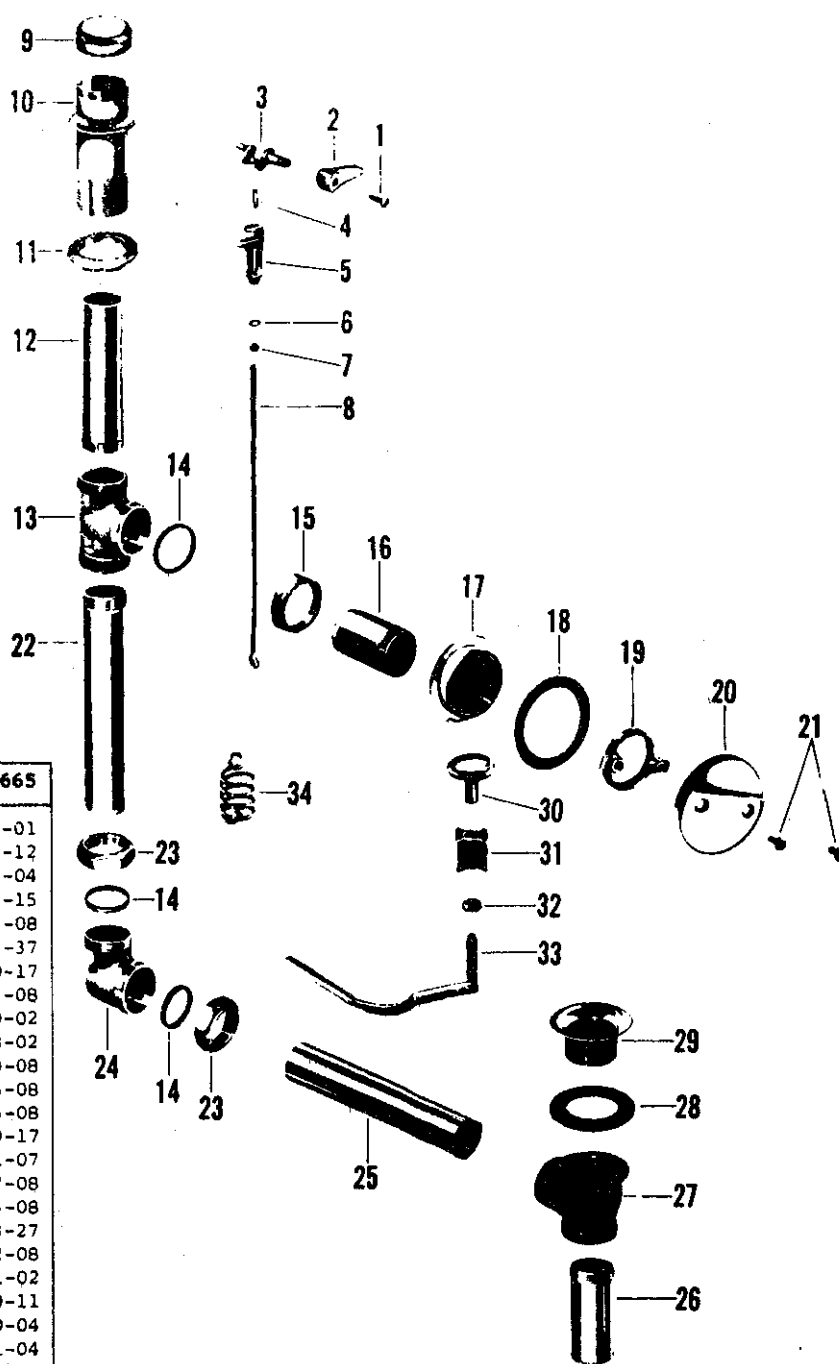


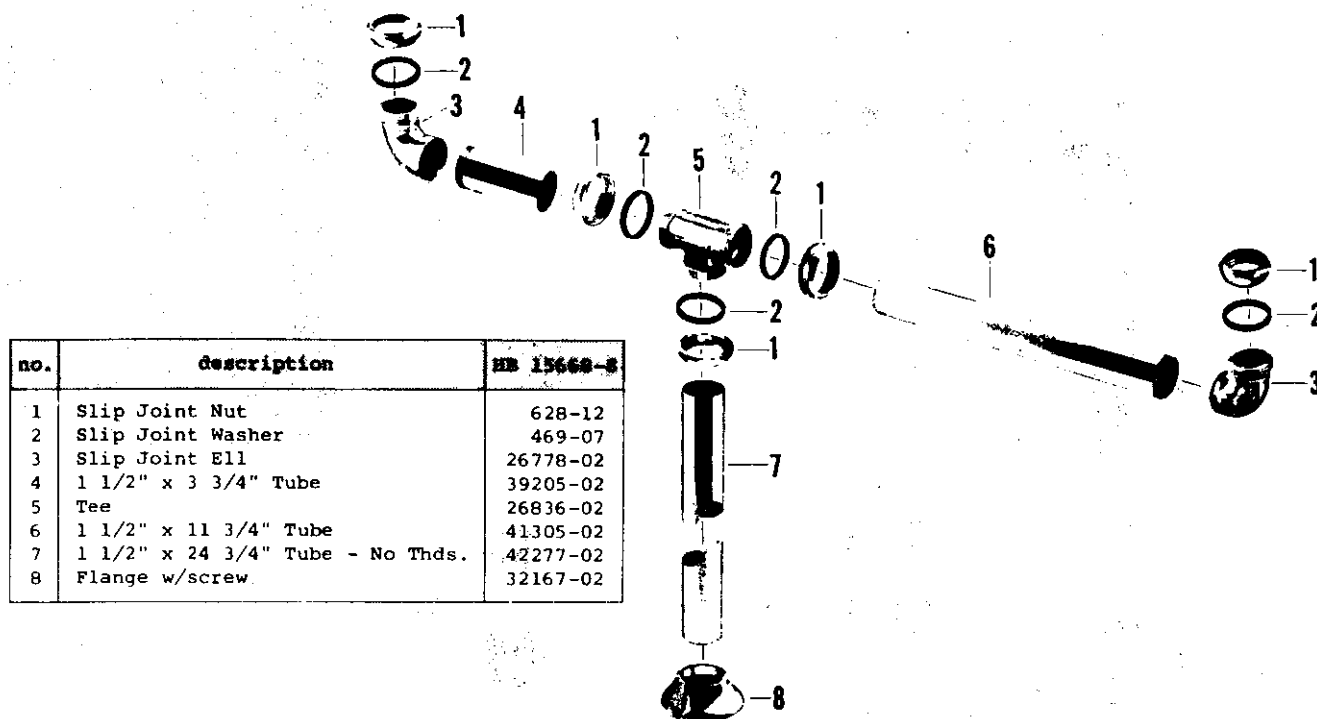
HB 15633

no.	description	HB 15633	HB 95633
1	Button - Specify Index	1255-12	-
1A	Button - Specify Index	-	55906-02
2	Handle Screw	264-17	264-17
3	Handle	1186-12	-
3A	Handle	-	25659-02
4	Handle S/A - Specify Index	9171-02	-
5	Stuffing Nut	24632-02	24632-02
6	Packing	1311-07	1311-07
7	Bonnet	36871-02	36871-02
8	Washer	1295-17	1295-17
9	Stem w/washer & Screw	19276-02	19276-02
10	Seat Washer	442-07	442-07
11	Seat Washer Screw	159-17	159-17
12	Re-Nu Sleeve	20334-08	20334-08
13	Valve Body	36701-02	36701-02
14	Swivel	23921-02	23921-02
15	Swivel	24186-02	24186-02
16	1/2" x 18 1/2" Pipe - 1 Thd.	43056-02	43056-02
17	Flange w/screw	20434-02	20434-02
18	Coupling Washer	1339-07	1339-07
19	Collar	39581-08	39581-08
20	Supply Tee	66055-02	66055-02
21	Swivel	37713-02	37713-02
22	Female Union Part	23988-02	23988-02
23	Pipe for Bell	43102-04	43102-04
24	Lock Nut	24530-02	24530-02
25	Washer	40-07	40-07
26	Bell	65286-02	65286-02

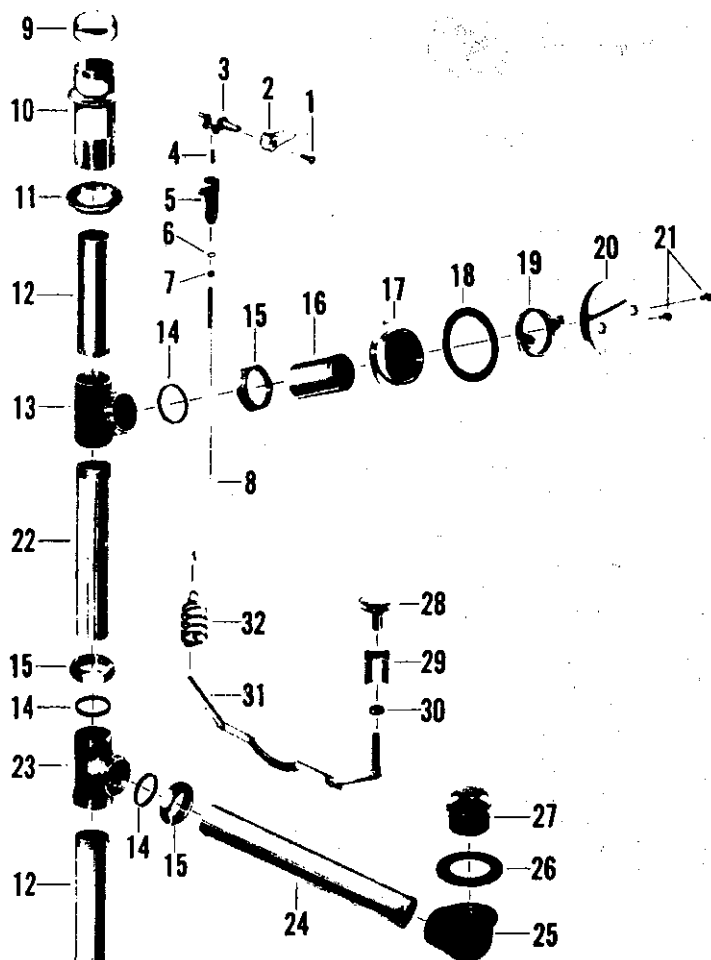
Sub-assemblies -			
Handle S/A - Specify Index - (Parts 1A-2-3A) - #7859-02			
Supply Pipe S/A - (Parts 14 and 16) - #11859-02			
Valve S/A - Specify Index - (Parts 1-2-3-5 thru 13 and Part 15) - #11605-02			
Valve S/A - Specify Index - (Parts 1A-2-3A-5 thru 13 and Part 15) - #11405-02			

no.	description	HB 15665
1	Handle Screw	173-01
2	Handle	1045-12
3	Crank	65792-04
4	Screw	343-15
5	Rod Connection	65722-08
6	Lock Washer	277-37
7	Lock Nut	620-17
8	Stricker Rod	65793-08
9	Cap	65720-02
10	Socket	65718-02
11	Lock Nut	24449-08
12	1 1/2" x 4 1/2" Tube	38856-08
13	Tee	65795-08
14	Slip Joint Washer	489-17
15	Slip Joint Nut	24931-07
16	1 1/2" Tube 1 1/2" Long	40717-08
17	Flange	65794-08
18	Washer	223-27
19	Spud	90172-08
20	Overflow Grid	72171-02
21	Screw	1390-11
22	1 1/2" Tube 8" Long	39230-04
23	Slip Joint Nut	24931-04
24	Ell	37365-04
25	Arm Tube	39211-04
26	Tailpiece	39222-04
27	Tee	65796-04
28	Washer	37-17
29	Outlet Plug	1224-32
30	Plunger	639-12
31	Plunger Guide	640-25
32	Lock Nut	1113-17
33	Rocker Arm Assembly	633-37
34	Striker	619-27

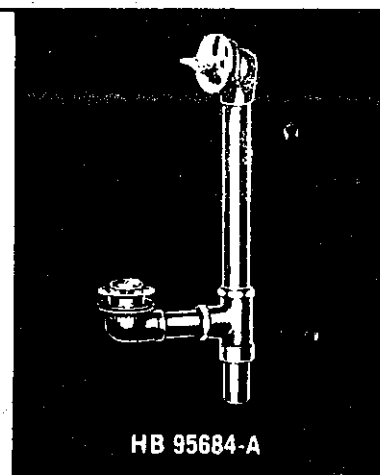
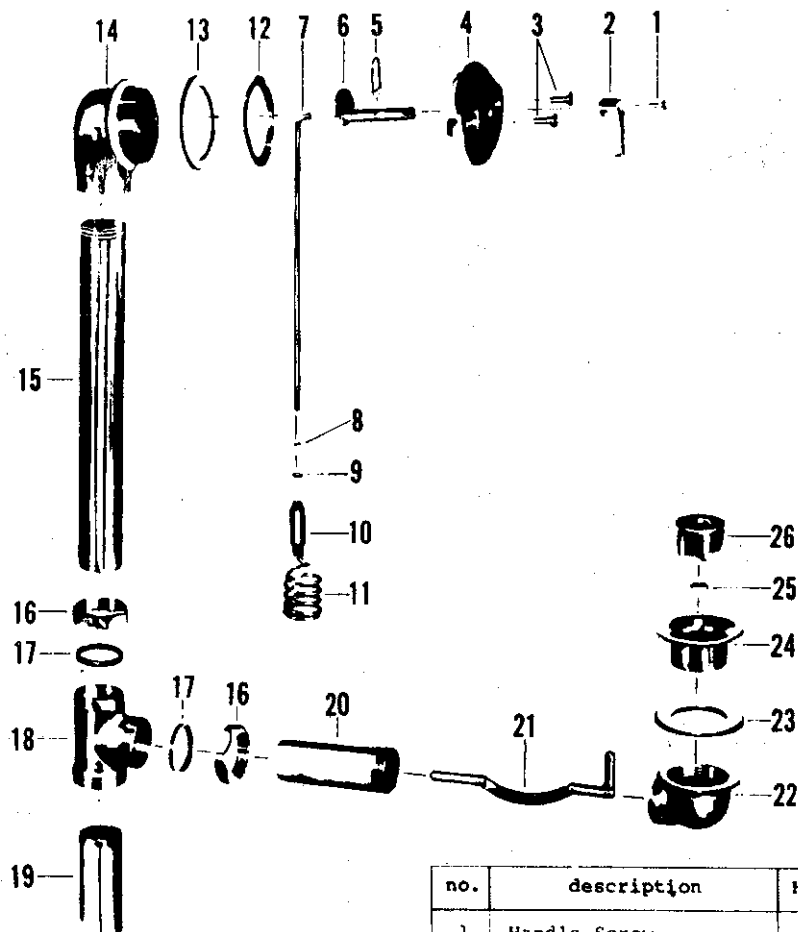





no.	description	no. 15668-8
1	Slip Joint Nut	628-12
2	Slip Joint Washer	469-07
3	Slip Joint Ell	26778-02
4	1 1/2" x 3 3/4" Tube	39205-02
5	Tee	26836-02
6	1 1/2" x 11 3/4" Tube	41305-02
7	1 1/2" x 24 3/4" Tube - No Thds.	42277-02
8	Flange w/screw	32167-02



no.	Description	no. 15678
1	Handle Screw	173-01
2	Handle	867-12
3	Crank	65723-02
4	Screw	343-15
5	Rod Connection	65722-08
6	Lock Washer	277-37
7	Lock Nut	620-17
8	Striker Rod	65721-08
9	Cap	65720-02
10	Socket	65718-02
11	Lock Nut	24449-08
12	1 1/2" x 5 7/16" Tube	41656-08
13	Overflow Tee	65719-08
14	Slip Joint Washer	489-17
15	Slip Joint Nut	24931-07
16	1 1/2" x 2 3/4" Tube	38846-08
17	Overflow Flange	65717-08
18	Washer	35-17
19	Spud	90172-08
20	Overflow Grid	72171-02
21	Screw	1390-11
22	1 1/2" x 7 1/2" Tube	39208-08
23	Tee	37352-08
24	1 1/2" x 9 7/8" Tube	42703-08
25	Plug Ell	37335-08
26	Washer	37-17
27	Outlet Plug	1224-32
28	Plunger	639-12
29	Plunger Guide	640-25
30	Lock Nut	1113-17
31	Rocker Arm Assembly	626-17
32	Striker Spring	619-27

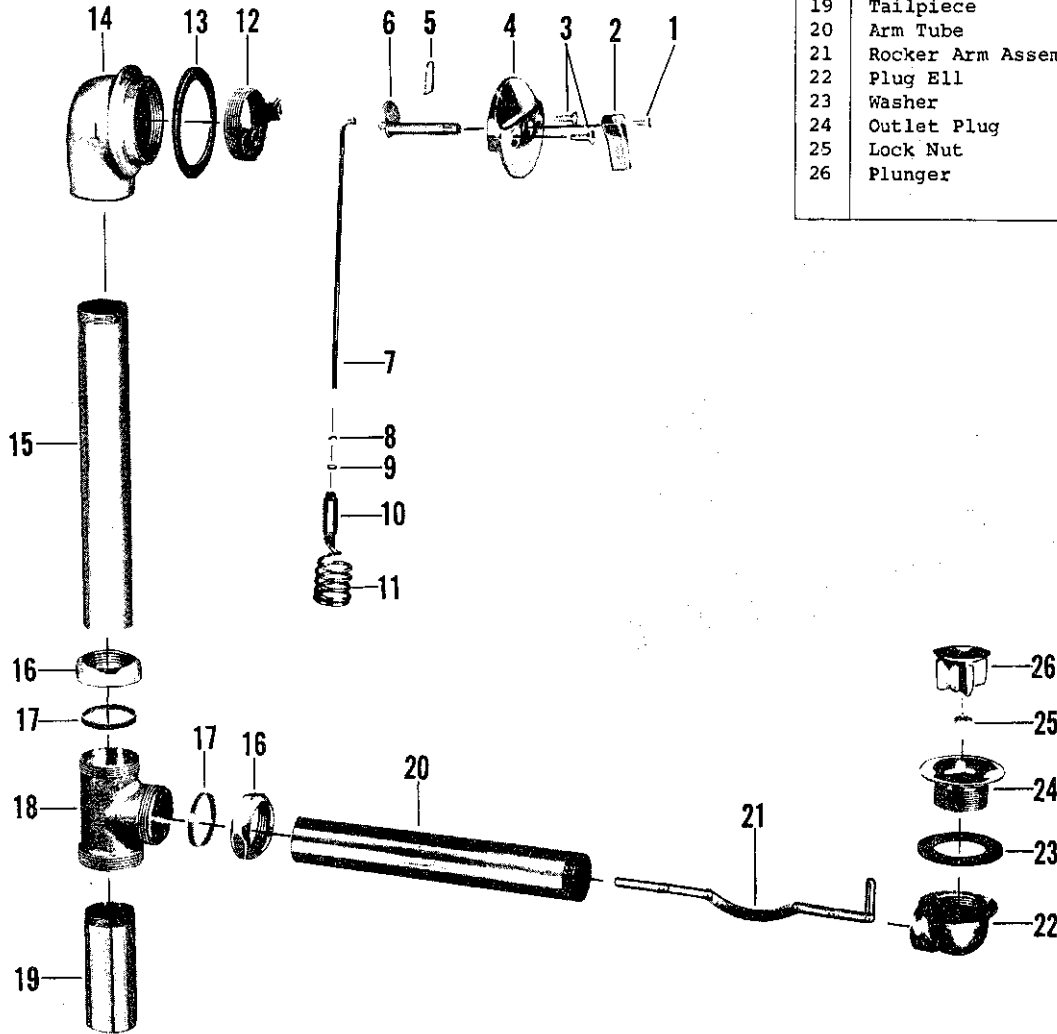


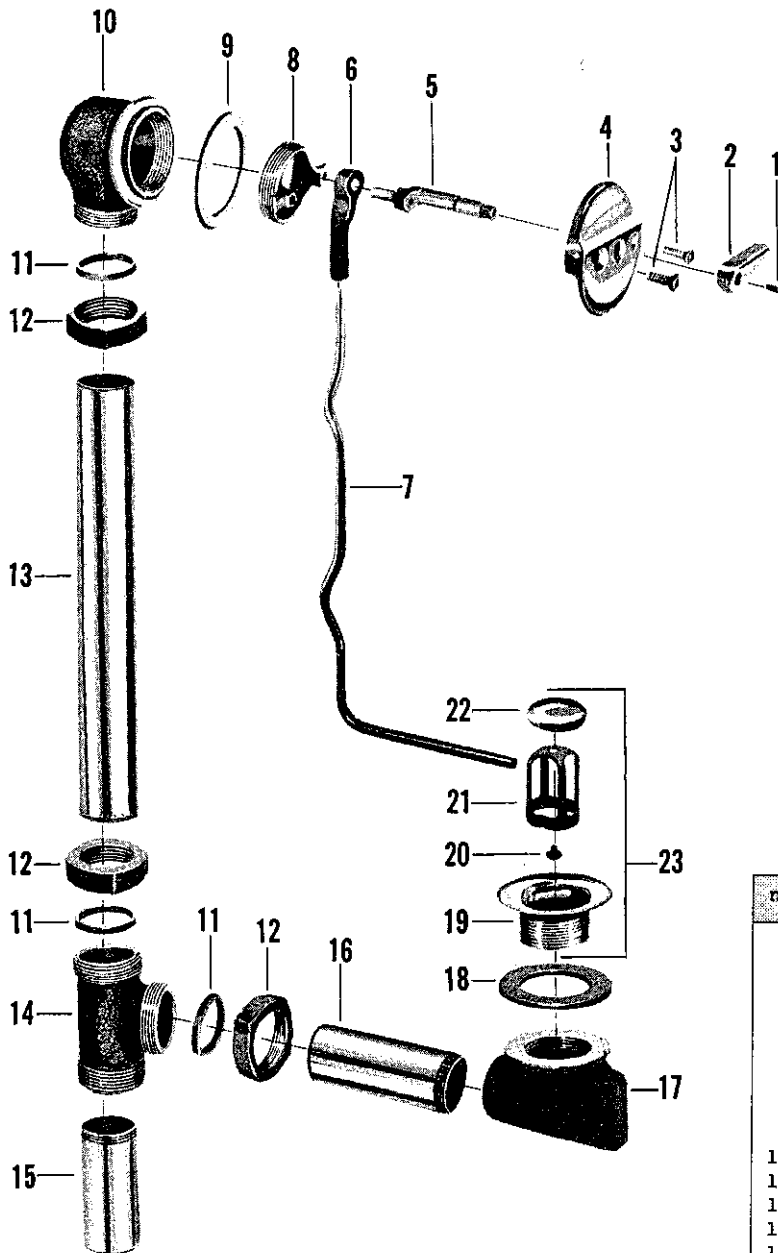
no.	description	HB 95684-A	HB 95684-B	HB 95684-C
1	Handle Screw	173-01	173-01	173-01
2	Handle	72112-02	72112-02	72112-02
3	Grid Screw	338-21	338-21	338-21
4	Overflow Grid	63055-02	63055-02	63055-02
5	Retainer Clip	63059-07	63059-07	63059-07
6	Crank	72142-04	72142-04	72142-04
7	Striker Rod	621-17	-	621-17
8	Striker Rod	-	713-17	-
9	Lock Nut	620-17	620-17	620-17
10	Washer	277-37	277-37	277-37
11	Striker Rod Connector	37347-07	37347-07	37347-07
12	Striker	619-27	619-27	619-27
13	Overflow Retainer Nut	72101-07	72101-07	72101-07
14	Overflow Washer	35-17	35-17	35-17
15	Overflow Ell	72103-07	72103-07	72103-07
16	Overflow Tube	38768-07	-	38768-07
17	Overflow Tube	-	39199-07	-
18	Slip Joint Nut	24931-07	24931-07	24931-07
19	Slip Joint Washer	489-17	489-17	489-17
20	Tee	37352-08	37352-08	37352-08
21	Tailpiece	72218-07	72218-07	72218-07
22	Arm Tube	38861-07	-	-
23	Arm Tube	-	41661-07	41661-07
24	Rocker Arm Assembly	624-17	-	-
25	Rocker Arm Assembly	-	623-17	623-17
26	Drain Ell	72119-07	72119-07	72119-07
27	Drain Plug Gasket	37-17	37-17	37-17
28	Drain Plug	72196-02	72196-02	72196-02
29	Lock Nut	1113-17	1113-17	1113-17
30	Plunger	72192-02	72192-02	72192-02



no.	description	HB 95685
1	Handle Screw	173-01
2	Handle	72112-02
3	Grid Screw	1390-11
4	Overflow Grid	63055-02
5	Clip	63059-07
6	Crank & Stem	72142-04
7	Striker Rod	714-17
8	Lock Nut	620-17
9	Lock Washer	277-37
10	Striker Rod Connector	37347-07
11	Striker	619-27
12	Spud	37367-07
13	Overflow Ell Washer	38364-07
14	Overflow Ell	37366-07
15	Overflow Tube	42720-07
16	Slip Joint Nut	24931-07
17	Slip Joint Washer	489-17
18	Tee	37352-07
19	Tailpiece	39222-07
20	Arm Tube	39230-07 •
21	Rocker Arm Assembly	637-17
22	Plug Ell	37335-07
23	Washer	37-17
24	Outlet Plug	72196-02
25	Lock Nut	1113-17
26	Plunger	72192-02

• NOT AVAILABLE





7727.019 (HB 95684)

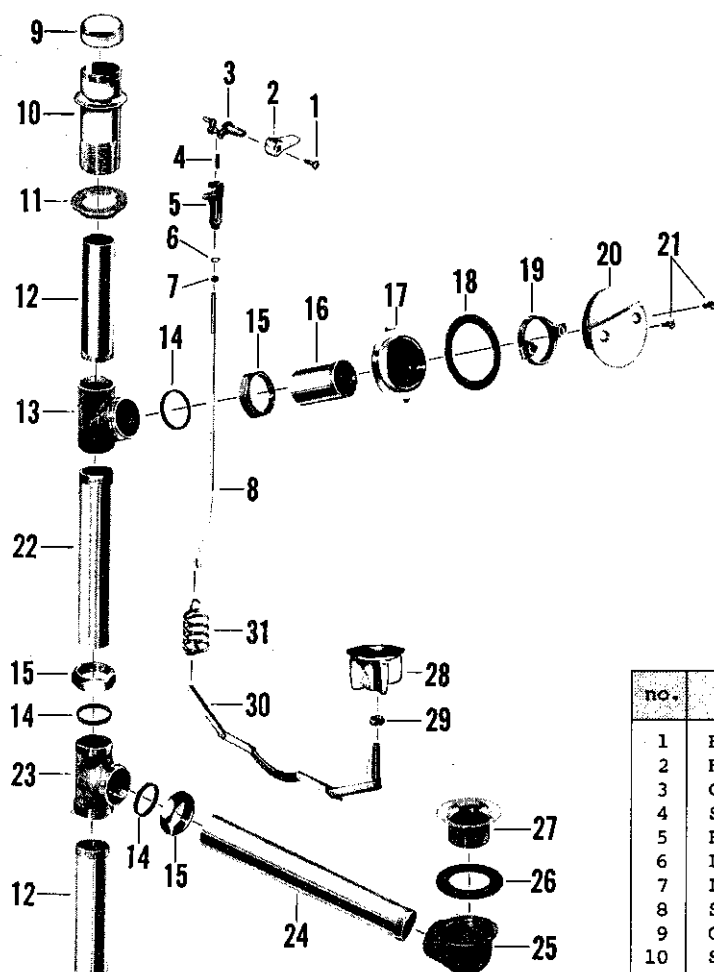
no.	description	HB 95684
1	Handle Screw	173-01
2	Handle	1055-12
3	Grid Screw	1390-11
4	Overflow Grid	684-32
5	Lift Stem	37376-02
6	Lift Rod Socket	37255-07
7	Lift Rod	39892-07
8	Spud	37367-07
9	Overflow Washer	38364-07
10	Overflow Ell	37242-07
11	Slip Joint Washer	470-07
12	Slip Joint Nut	24771-07
13	Overflow Tube	40692-07
14	Tee	37358-07
15	Tailpiece	39321-07*
16	Arm Tube	41840-07
17	Outlet Ell	37236-07
18	Washer	1221-07
19	Outlet Plug	37237-02
20	Screw	1131-07
21	Plunger Cage	18285-04
22	Plunger Top	37257-02*
23	Plug & Plunger S/A	18302-02

• NOT AVAILABLE

7726.029 (HB 15665)

no.	description	HB 15665
1	Handle Screw	173-01
2	Handle	1055-12
3	Crank	65792-04
4	Screw	343-15
5	Rod Connection	65722-07
6	Lock Washer	277-37
7	Lock Nut	620-17
8	Stricker Rod	65793-07
9	Cap	65720-02
10	Socket	65718-02
11	Lock Nut	24449-07
12	1 1/2" x 4 1/2" Tube	38856-07
13	Tee	65795-07
14	Slip Joint Washer	489-17
15	Slip Joint Nut	24931-07
16	1 1/2" Tube 1 1/2" Long	40717-07
17	Flange	65794-07
18	Washer	223-27
19	Spud	90172-07
20	Overflow Grid	72171-02
21	Screw	1390-11
22	1 1/2" Tube 8" Long	39230-04
23	Slip Joint Nut	24931-04
24	Elb	37365-04
25	Arm Tube	39211-04
26	Tailpiece	39222-04
27	Tee	65796-04
28	Washer	37-17
29	Outlet Plug	72196-02
30	Plunger	72192-02
31	Lock Nut	1113-17
32	Rocker Arm Assembly	633-37
33	Striker	619-27


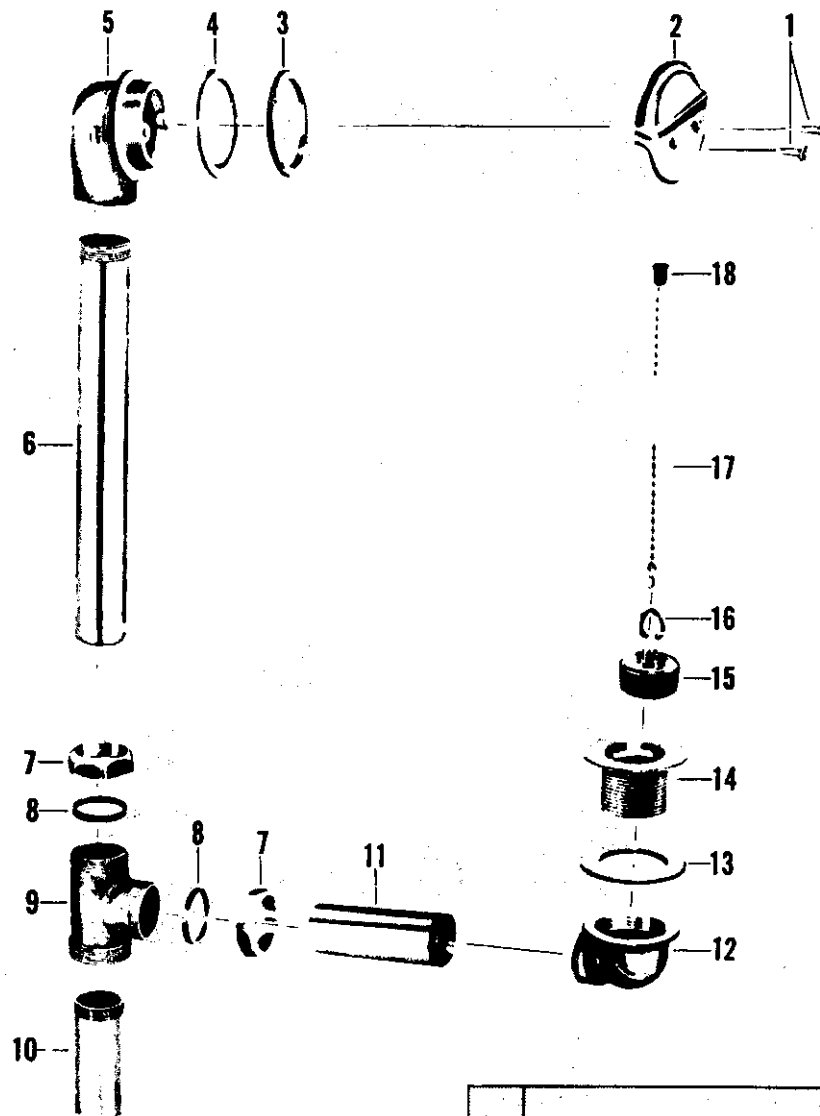
• NOT AVAILABLE



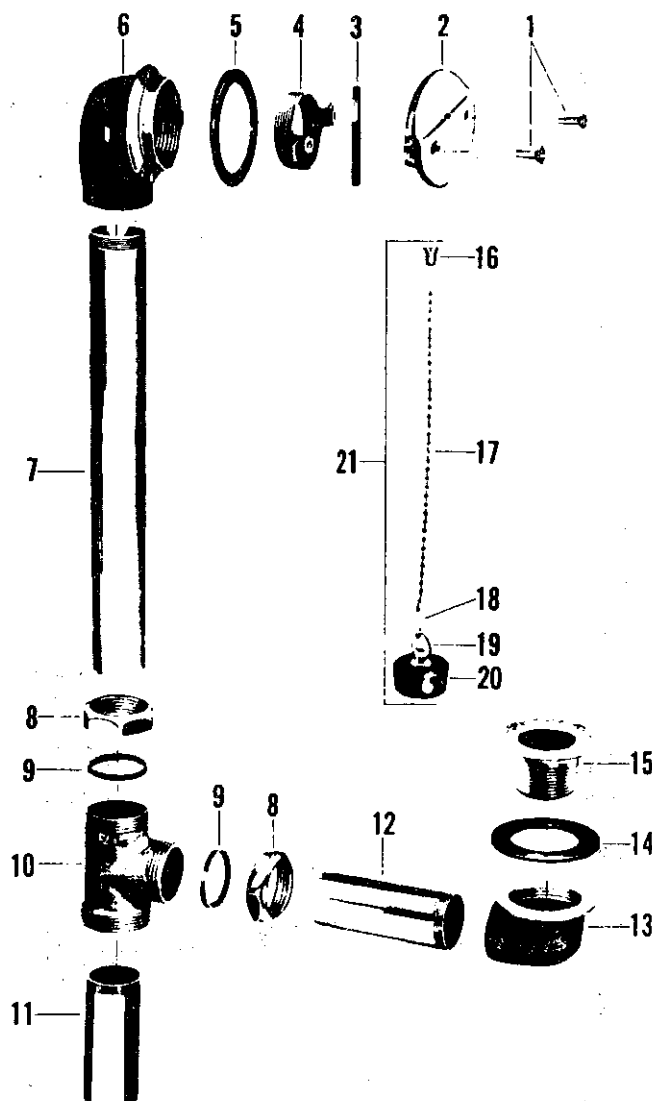

7726.011 (HB 15678)

no.	description	HB 15678
1	Handle Screw	173-01
2	Handle	867-12
3	Crank	65723-02
4	Screw	343-15
5	Rod Connection	65722-07
6	Lock Washer	277-37
7	Lock Nut	620-17
8	Striker Rod	65721-07
9	Cap	65720-02*
10	Socket	65718-02
11	Lock Nut	24449-07
12	1 1/2" x 5 7/16" Tube	41656-02*
13	Overflow Tee	65719-07*
14	Slip Joint Washer	489-17
15	Slip Joint Nut	24931-07
16	1 1/2" x 2 3/4" Tube	38846-07*
17	Overflow Flange	65717-07*
18	Washer	38364-07
19	Spud	90172-07
20	Overflow Grid	72171-02
21	Screw	1390-11
22	1 1/2" x 7 1/2" Tube	39208-07*
23	Tee	37352-07
24	1 1/2" x 9 7/8" Tube	42703-07*
25	Plug Ell	37335-07
26	Washer	37-17
27	Outlet Plug	72196-02
28	Plunger	72192-02
29	Lock Nut	1113-17
30	Rocker Arm Assembly	626-17
31	Striker Spring	619-27

• NOT AVAILABLE



no.	description	HB 95687 N 1710 Type
1	Grid Screw	338-21
2	Overflow Grid	72171-02
3	Overflow Retainer Nut	72101-07
4	Overflow Ell Washer	35-17
5	Overflow Ell	72103-07
6	Overflow Tube	38768-07
7	Slip Joint Nut	24931-07
8	Slip Joint Washer	489-17
9	Tee	37352-08
10	Tailpiece	72218-07
11	Arm Tube	41661-07
12	Plug Ell	72119-07
13	Washer	37-17
14	Outlet Plug	72175-02
15	Rubber Stopper	1019-12
16	Link	1128-22
17	Chain	1099-02
18	Sleeve for Chain	275-02


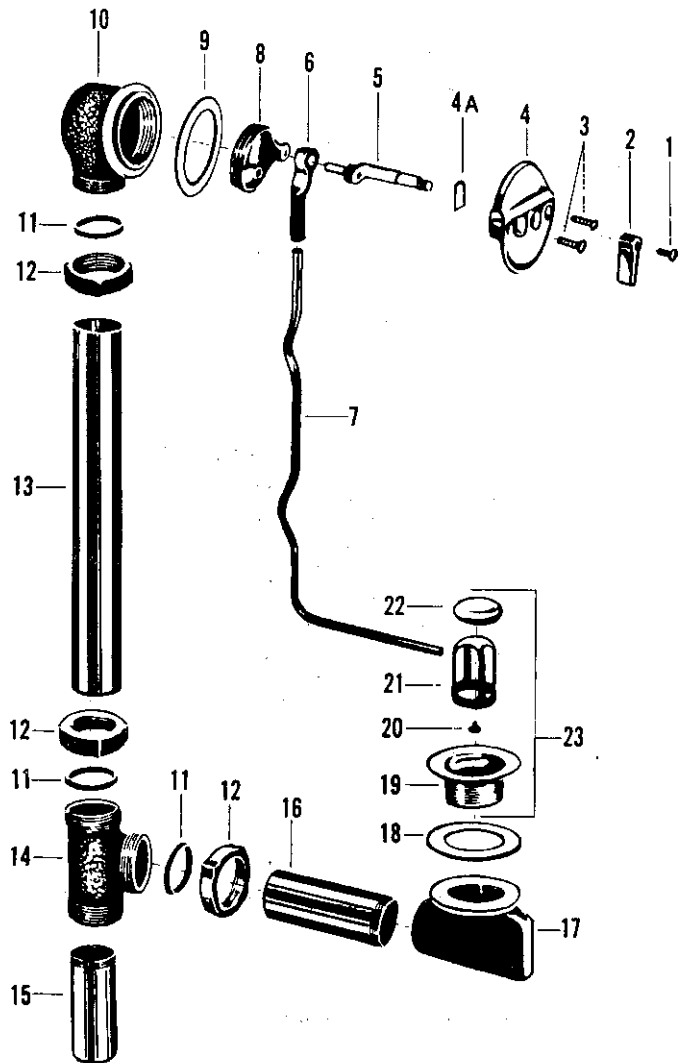


no.	description	HB 95687 R 1720 Type
1	Grid Screw	1390-11
2	Overflow Grid	753-12
3	Friction Device	883-17
4	Spud	37367-08
5	Overflow Ell Washer	35-17
6	Overflow Ell	37366-08
7	Overflow Tube	38768-07
8	Slip Joint Nut	24931-07
9	Slip Joint Washer	489-17
10	Tee	37352-08
11	Tailpiece	39222-08
12	Arm Tube	39222-08
13	Plug Ell	37335-08
14	Washer	37-17
15	Outlet Plug	28092-02
16	Pendant	18-22
17	Chain w/pendant	1126-12
18	Jump Link	268-12
19	Link	1128-22
20	Rubber Stopper	1019-12
21	Chain & Stopper S/A	8323-02

KISSLER & CO., INC.

AMERICAN-STANDARD Plumbing Fittings Replacement Parts

Institutional Bath Pop-up Drain—7727.019 (2")




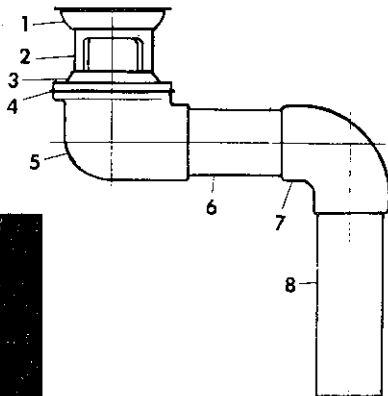
Item No.	Part No.	Description
1.	173.01	Handle screw
2.	1055.12	Handle
3.	1390.11	Grid screw
4.	63055.02	Overflow grid
4A.	63059.02	Clip
5.	37376.02	Lift stem
6.	37255.07	Lift rod socket
7.	39892.07	Lift rod
8.	37367.07	Spud
9.	38364.07	Overflow washer
10.	37242.07	Overflow ell
11.	470.07	Slip joint washer
12.	24771.07	Slip joint nut
13.	40692.07	Overflow tube
14.	37358.07	Tee
15.	39321.07	Tailpiece
16.	41840.07	Arm tube
17.	37236.07	Outlet ell
18.	1221.07	Washer
19.	37237.02	Outlet plug
20.	1131.07	Screw
21.	18285.04	Plunger cage
22.	37257.02	Plunger top
23.	18302.02	Plug & plunger S/A

Order by part number

KISSLER & CO., INC.

AMERICAN-STANDARD Plumbing Fittings Replacement Parts

WHEELCHAIR Patients Lavatory Drain—7723.018


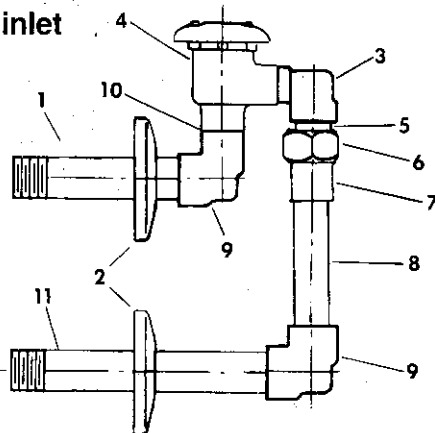


7723.018

Item No.	Part No.	Description
1.	1106.17	Washer
2.	28031.02	Plug
3.	1037.17	Washer
4.	1699.07	Friction washer
5.	36072.02	Plug ell
6.	39146.02	Tube
7.	35923.02	Ell
8.	70532.04	Tailpiece

VACUUM Breakers—7837 series

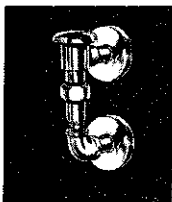
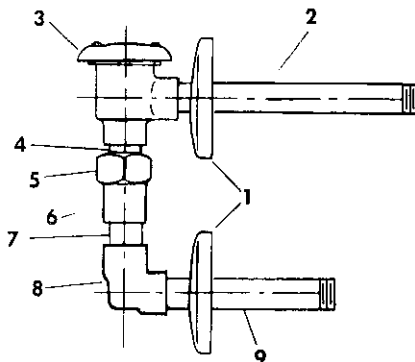
Top inlet



7837.016

Item No.	Part No.	Description
1.	42935	Pipe 3/8" IPS x 3 3/4" long
2.	751.16	Escutcheons
3.	1824.02	Street ell
4.	7864.02	Backflow preventer
5.	23968.04	Swivel
6.	24207.02	Union nut
7.	24840.02	Female union part
8.	41966.02	Nipple
9.	1823.02	3/8" IPS ell
10.	41222.07	Close nipple
11.	39408.02	Nipple

Bottom inlet


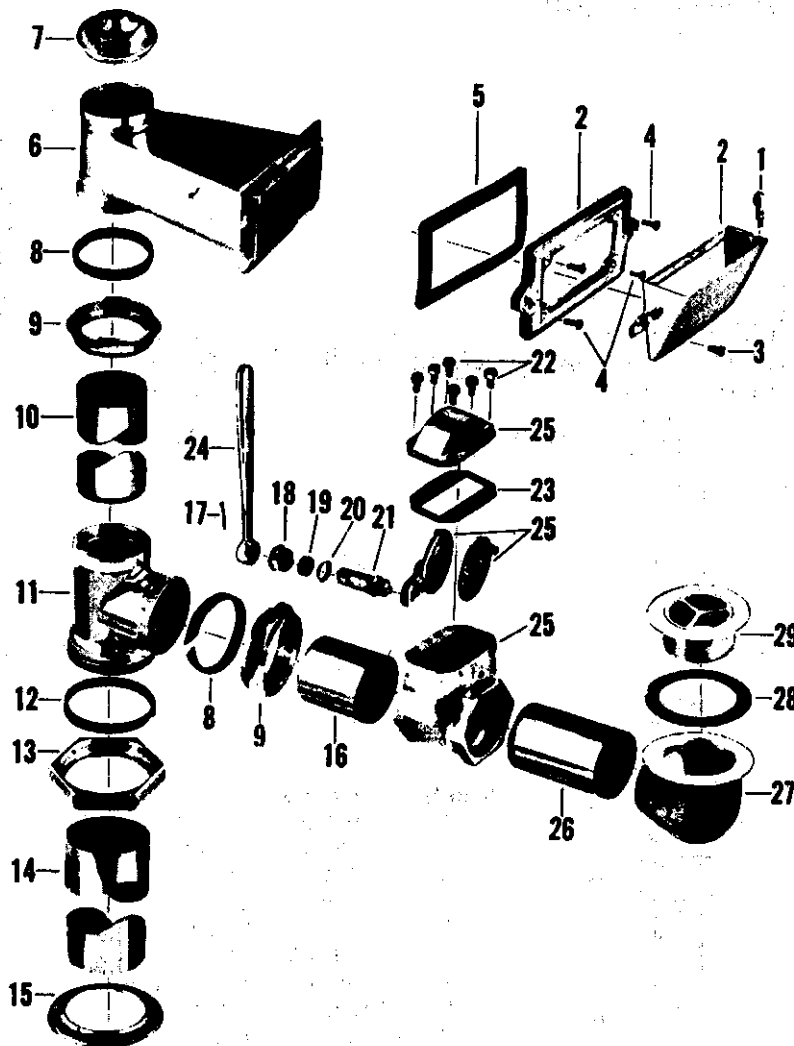


7837.024

Vacuum Breaker—bottom inlet

Item No.	Part No.	Description
1.	751.16	Escutcheon
2.	39454.02	Pipe 3/8" IPS x 4 3/4" long
3.	7864.02	Backflow preventer
4.	23968.04	Swivel
5.	24207.02	Coupling nut
6.	24840.02	Female union
7.	42182.02	Nipple
8.	1823.02	3/8" IPS ell
9.	41217.02	Pipe 3/8" IPS x 4" long

Order by part number



HB 15694

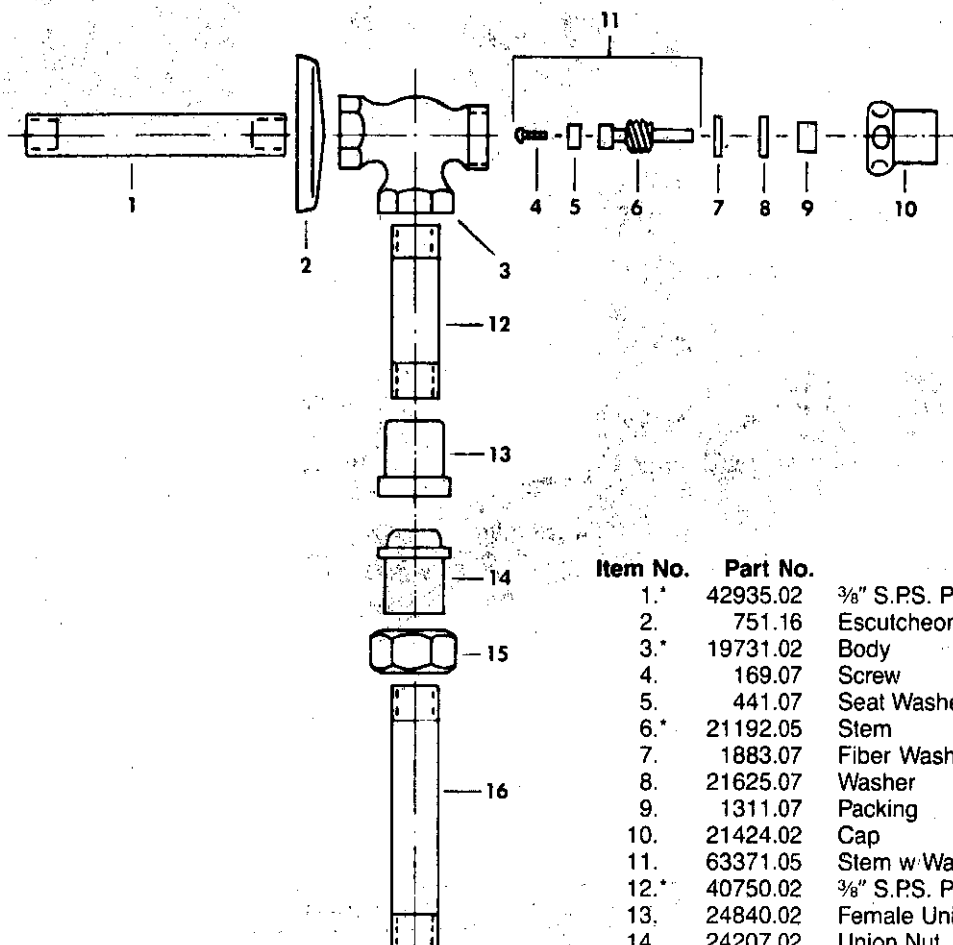
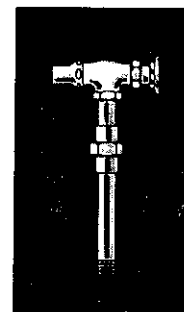
no.	description	EB 15694	no.	description	EB 15694
1	Finger Knob	23261-02	18	Packing Nut	37860-02
2	Skim Shield & Grid S/A *	11897-02	19	Packing	1301-07
3	Pivot Screw	37517-02	20	Friction Ring	37861-08
4	Grid Screw	1393-02	21	Stem	37862-02
5	Overflow Gasket	50-07	22	Cap Screw	37855-02
6	Overflow Tee	65273-02	23	Cap Washer	437-17
7	Overflow Cap	35692-02	24	Handle	37859-02
8	Slip Joint Washer	1047-07	25	Body, Cap & Discs S/A *	11950-02
9	Slip Joint Nut	24769-02	26	3" Tube 4 5/8" Long	41141-02
10	Overflow Tube	65019-02	27	Plug Ell	36134-04
11	Tee	65326-02	28	Washer	361
12	Packing Washer	1050-07	29	Plug & Grate S/A *	13497
13	Slip Joint Nut	37832-02			
14	Tailpiece	40766-02			
15	Floor Flange w/screw	32188-02			
16	3" Tube 3 1/8" Long	41344-02			
17	Cotter Pin	431-05			

*Note - Parts used in these assemblies are individually fitted and are not available separately

KISSLER & CO., INC.

AMERICAN-STANDARD Plumbing Fittings Replacement Parts

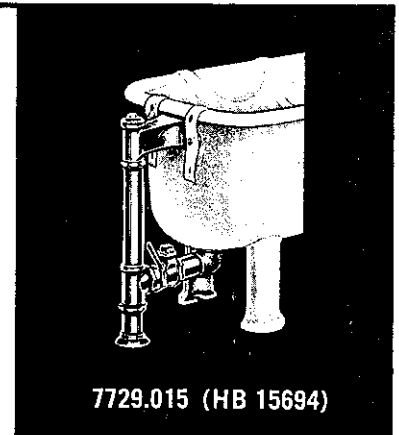
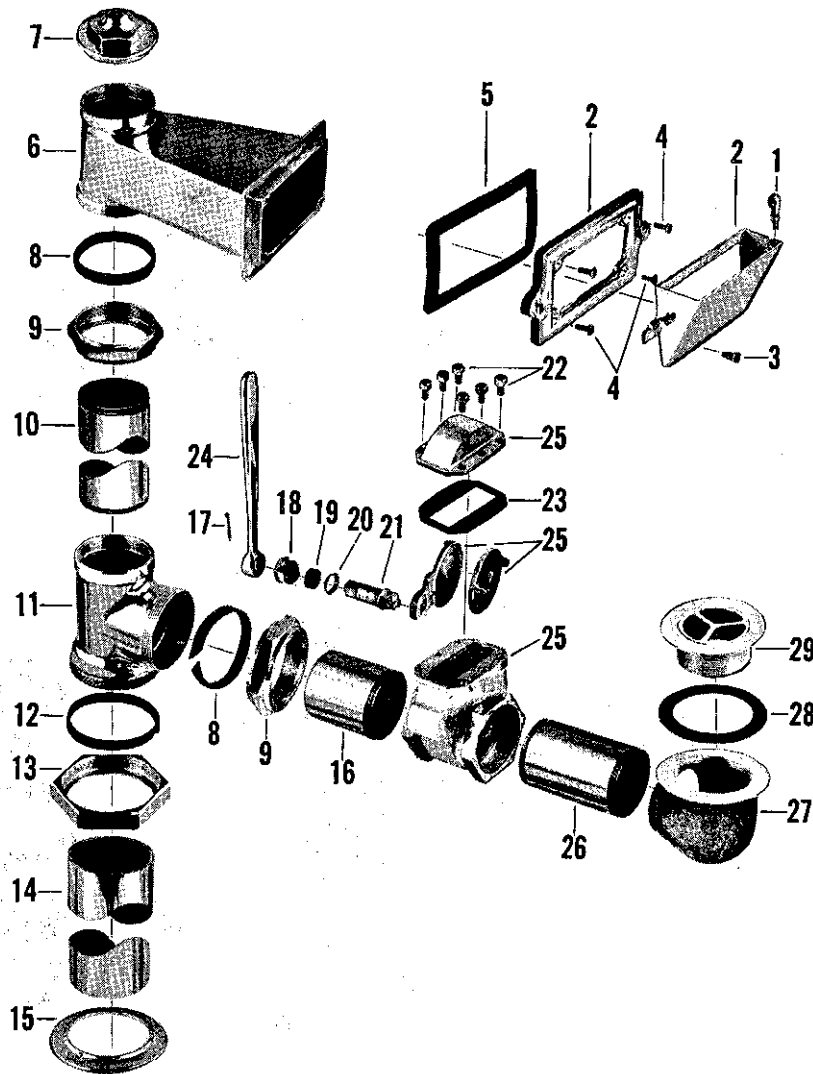
Supply for Pedal Valve- $\frac{3}{8}$ " — 7544.018



Item No.	Part No.	Description
1.*	42935.02	$\frac{3}{8}$ " S.P.S. Pipe $4\frac{5}{16}$ " long
2.	751.16	Escutcheon
3.*	19731.02	Body
4.	169.07	Screw
5.	441.07	Seat Washer
6.*	21192.05	Stem
7.	1883.07	Fiber Washer
8.	21625.07	Washer
9.	1311.07	Packing
10.	21424.02	Cap
11.	63371.05	Stem w/ Washer & Screw
12.*	40750.02	$\frac{3}{8}$ " S.P.S. Pipe $1\frac{7}{8}$ " long
13.	24840.02	Female Union Part
14.	24207.02	Union Nut
15.	23984.02	Male Union Part
16.*	39428.02	$\frac{3}{8}$ " S.P.S. Pipe $4\frac{1}{2}$ " long

*NOT AVAILABLE

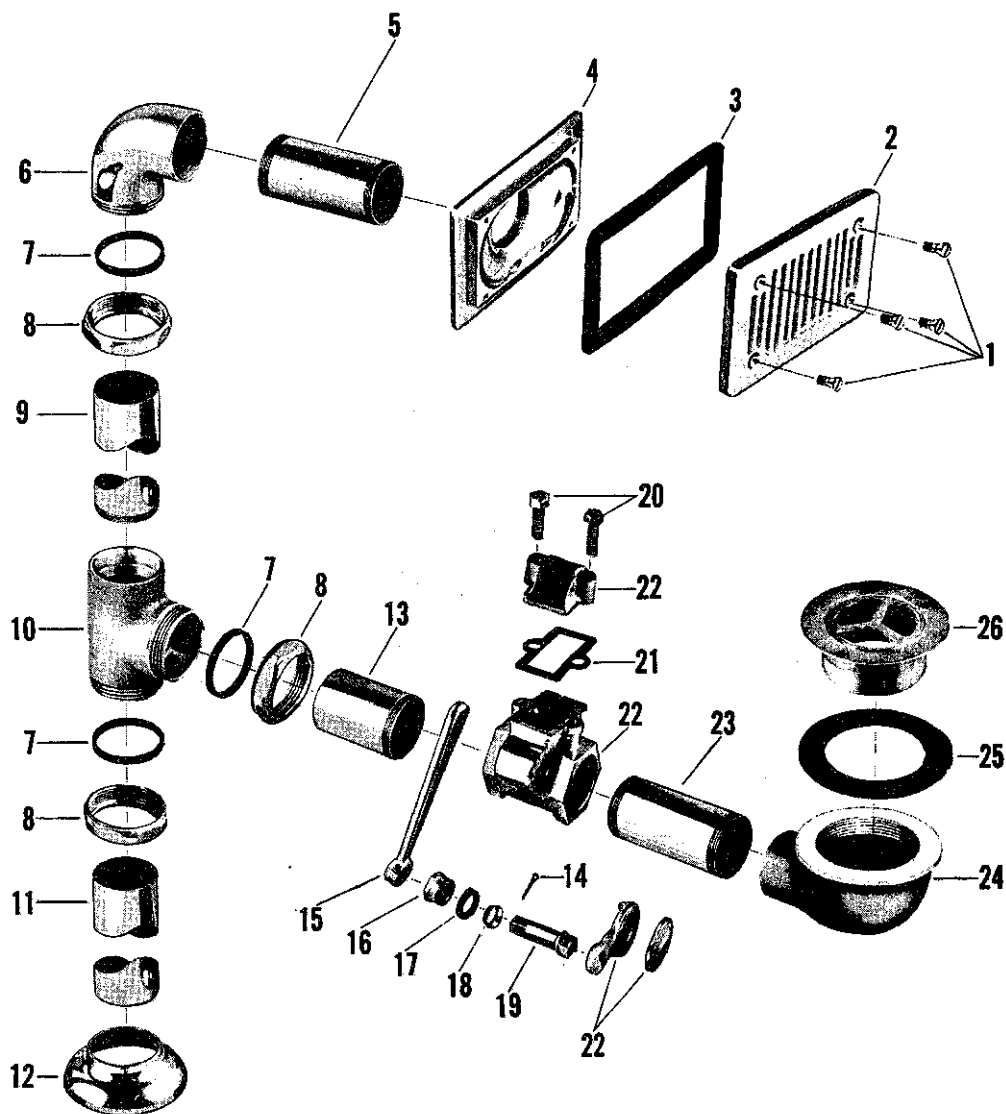
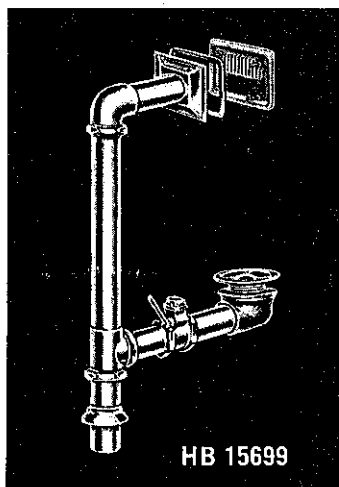
Order by part number



no.	description	HB 15694	no.	description	HB 15694
1	Finger Knob	23261-02•	18	Packing Nut	37860-02•
2	Skim Shield & Grid S/A *	11897-02•	19	Packing	1301-07
3	Pivot Screw	37517-02	20	Friction Ring	37861-02•
4	Grid Screw	1393-02	21	Stem	37862-02
5	Overflow Gasket	50-07	22	Cap Screw	37855-02•
6	Overflow Tee	65273-02•	23	Cap Washer	437-17
7	Overflow Cap	35692-02•	24	Handle	37859-02
8	Slip Joint Washer	1047-07•	25	Body, Cap & Discs S/A *	11950-02•
9	Slip Joint Nut	24769-02•	26	3" Tube 4 5/8" Long	41141-02
10	Overflow Tube	65019-02	27	Plug Ell	36134-04•
11	Tee	65326-02	28	Washer	36-07
12	Packing Washer	1050-07•	29	Plug & Grate S/A *	13497-02•
13	Slip Joint Nut	37832-02•			
14	Tailpiece	40766-02			
15	Floor Flange w/screw	32188-02•			
16	3" Tube 3 1/8" Long	41344-02			
17	Cotter Pin	431-05•			

• NOT AVAILABLE


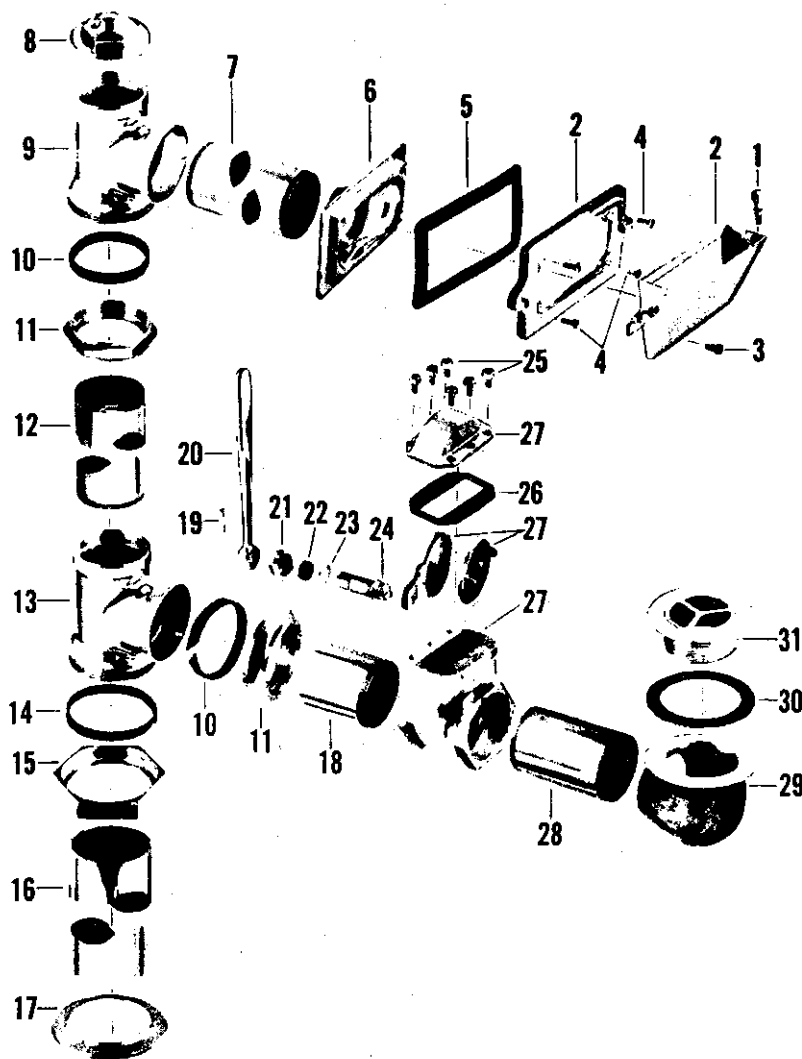
*Note - Parts used in these assemblies are individually fitted and are not available separately



no.	description	HB 15699	no.	description	HB 15699
1	Screw	1393-02	16	Packing Nut	37849-02
2	Overflow Strainer	65267-02•	17	Packing	398-07
3	Overflow Washer	50-07	18	Friction Ring	37853-07
4	Flange	65520-02•	19	Stem	37850-02
5	2" Tube 5 1/2" Long	41865-02	20	Cap Screw	32115-02
6	Overflow Ell	65514-02•	21	Cap Washer	21846-07
7	Slip Joint Washer	470-07	22	Body, Cap & Discs S/A *	9683-02•
8	Slip Joint Nut	35440-02	23	2" Tube 4 1/2" Long	41872-02•
9	Overflow Tube	40689-02•	24	Plug Ell	36586-04•
10	Tee	66013-02•	25	Washer	36-07
11	Tailpiece	42443-02•	26	Plug & Grate S/A *	11900-02
12	Flange w/screw	31338-02			
13	2" Tube 3 5/16" Long	42420-02•			
14	Cotter Pin	431-05•			
15	Handle	37848-02			

*Note - Parts used in these assemblies are individually fitted and are not available separately.

• NOT AVAILABLE




no.	description	HB 15701
1	Finger Knob	23261-02
2	Skim Shield & Grid S/A *	11897-02
3	Pivot Screw	37517-02
4	Grid Screw	1393-02
5	Overflow Gasket	50-07
6	Flange	65652-02
7	3" Tube 7" Long	44203-02
8	Overflow Cap	35692-02
9	Tee	94249-02
10	Slip Joint Washer	1047-07
11	Slip Joint Nut	24769-02
12	Overflow Tube	44206-02
13	Tee	65326-02
14	Packing Washer	1050-07
15	Slip Joint Nut	37832-02
16	Tailpiece	42398-02
17	Floor Flange w/screw	32188-02
18	3" Tube 3 3/8" Long	41139-02
19	Cotter Pin	431-05
20	Handle	37859-02
21	Packing Nut	37860-02
22	Packing	1301-07
23	Friction Ring	37861-08
24	Stem	37862-02
25	Cap Screw	37855-02
26	Cap Washer	437-17
27	Body, Cap & Discs S/A *	11950-02
28	3" Tube 8 3/8" Long	44207-02
29	Plug Ell	36134-04
30	Washer	36-07
31	Plug & Grate S/A *	13497-02

Sub-assembly -
Gate Valve S/A -
(Parts 19 thru 27) - #13833-02

*Note - Parts used in these assemblies
are individually fitted and are not
available separately

Please Stop And Visit Us On Your Next Trip To The New York Area.

DO YOU FIND IT DIFFICULT TO GET DISCONTINUED AMERICAN STANDARD PARTS?



KISSLER & CO. manufactures and distributes its own Quality Repair Parts for discontinued American Standard fixtures. All items are produced to O.E.M. specifications. We are also distributors of repair parts for all current American Standard lines. Call us toll-free and request a free copy of our complete American Standard parts price sheet. See why KISSLER is The Leader in Plumbing Repair Parts, including American Standard.

1-800-KISSLER

KISSLER & CO., INC.

We duplicate any part regardless of age

Quality Repair Parts Since 1923.
If You Don't See It, Ask!


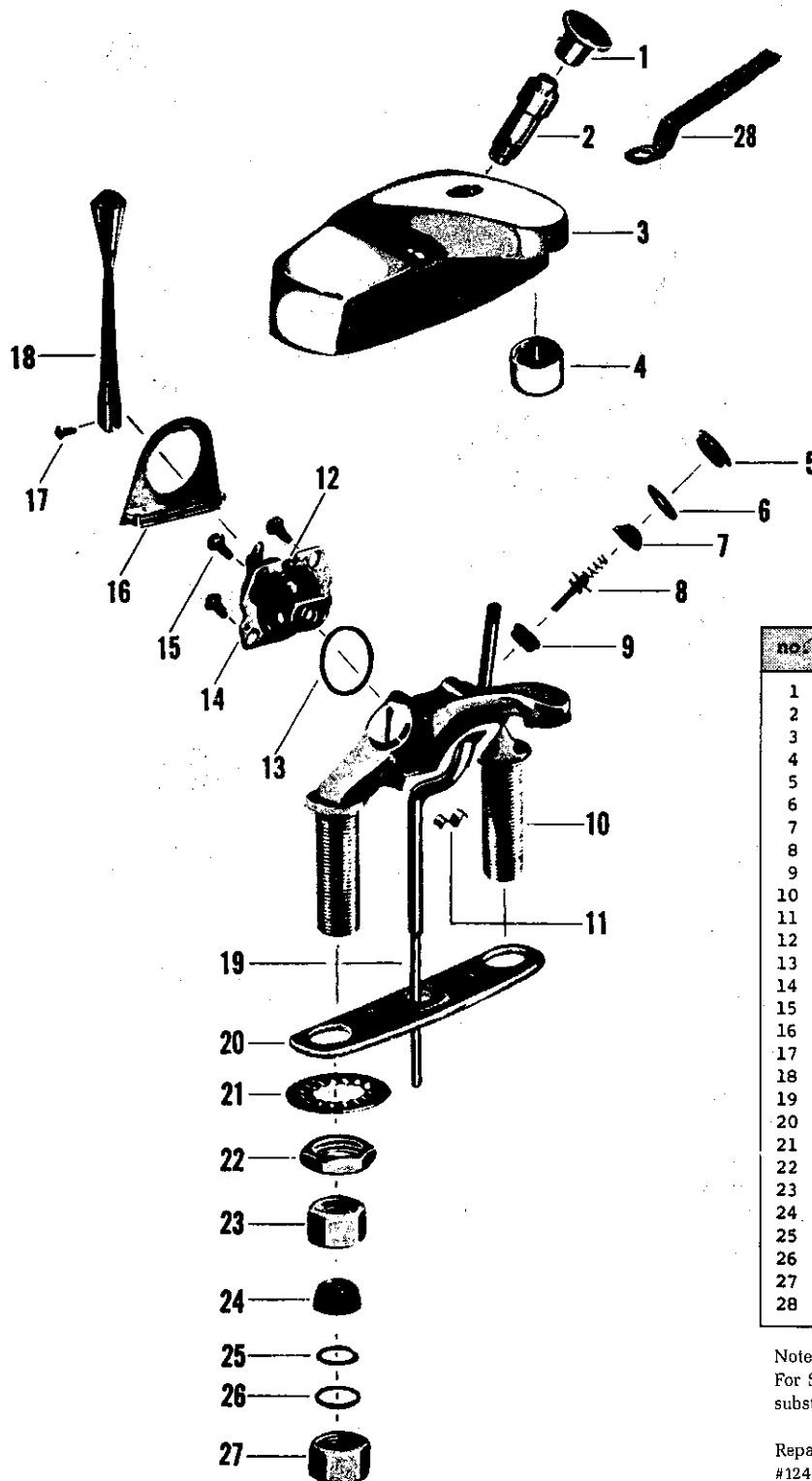
333 South Van Brunt Street
P.O. Box 9811, Englewood, NJ 07631
NJ: 201/569-5600 NY: 212/933-3800

The Source For Plumbing Repair Parts

TER

6-69 • KELLARD • MICHIGAN BRASS • MILWAUKEE • MOTT • MUELLER • MURRAY & SORENSON • PACIFIC • PECK • PRICE PRISTER • QUEEN CITY • REPCAL • RICHMOND RHEEM • ROYAL BRASS • SALTER • SAVOY • SAYCO • SCHABLE • SCOVILLE BRASS • SPEAKMAN • STERLING MOUNTAIN

ACME BRASS • AMERICAN BRASS • AMERICAN KITCHEN • AMERICAN STANDARD • BARDELL • BARNES • BELVEDERE • BORG WARNER • BRADLEY • BRIGGS • BURLINGTON BRASS • CENTRAL BRASS • CHASE • CHICAGO • CRANE • DELTA • DELEX • DICK BROTHERS • DISHMASTER • EAST RIVER



no.	description	HN 95055
1	Waste Control Knob	72516-02
2	Waste Control Bushing	12391-04
3	Escutcheon	12399-02
4	Aerator	56117-02
5	Valve Plug	12393-07
6	Gasket	12007-07
7	Screen	12394-07
8	Stem Assembly	12411-07
9	Valve Seat	12002-07
10	Body	12398-07
11	Clip	12409-09
12	Adjusting Screw	12027-07
13	Control Mounting Gasket	12035-07
14	Control Assembly	12375-07
15	Control Mounting Screw	12036-05
16	Back Plate	12392-07
17	Control Lever Screw	72532-07
18	Control Lever	12415-02
19	Waste Control Assembly	12400-07
20	Mounting Gasket	12388-07
21	Friction Washer	54538-09
22	Lock Nut	300-27
23	Coupling Nut	24220-08
24	Slip Joint Washer	1010-17
25	1/2" Friction Washer	21391-08
26	7/16" Friction Washer	21545-08
27	Slip Joint Nut	1231-27
28	Wrench	72545-09

Note -

For Slip Joint (SJ) Connections eliminate part 23 and substitute parts 24-25-26-27


Repair Kit consisting of (2) each parts 6-7-8-9 -
#12417-07

For Drain parts refer to HB 95169 (N 2542 Type) on
page 6-102

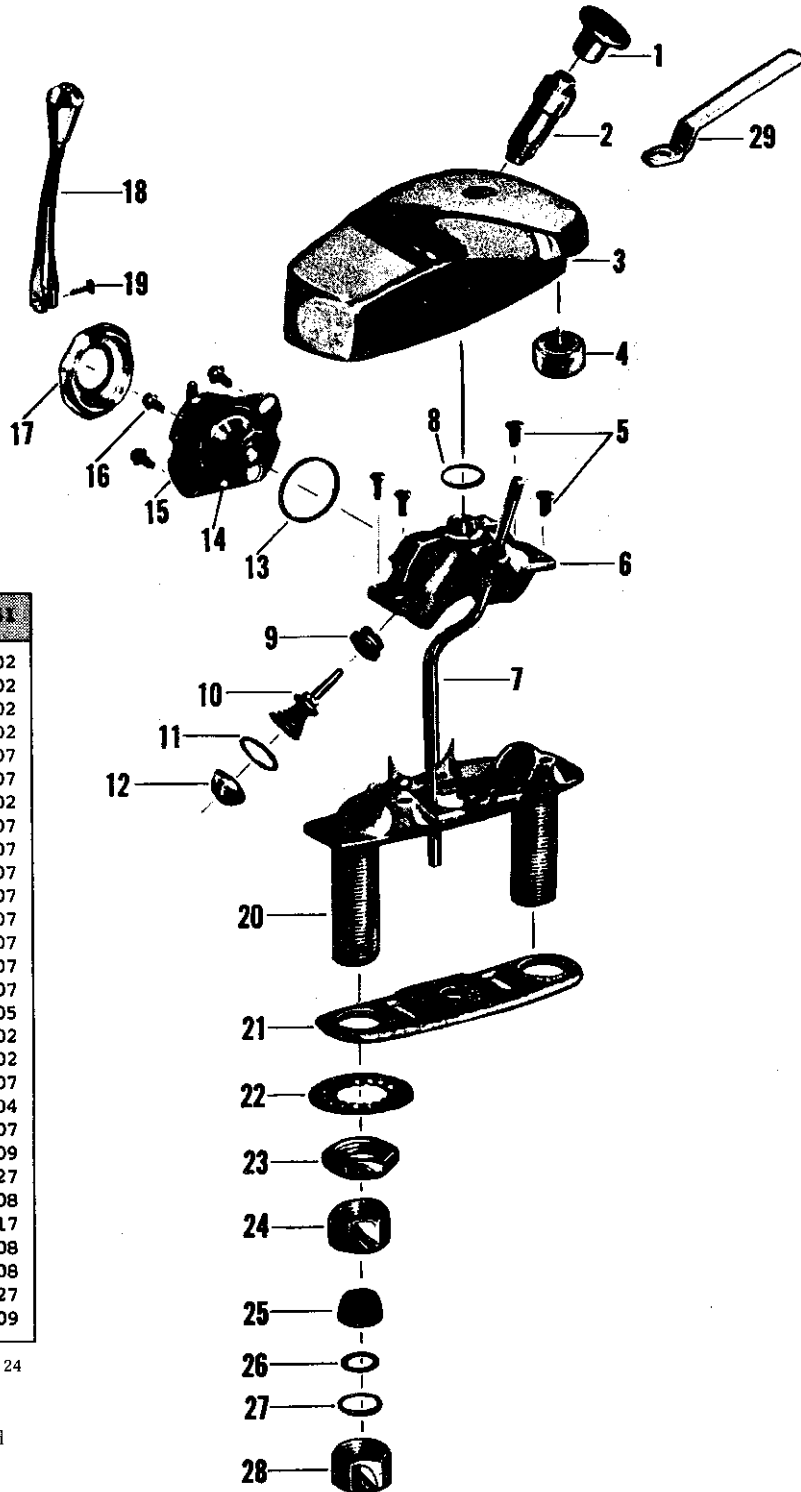
Lavatory Fitting

Single Control

KISSLER & CO., INC.



HN 95051


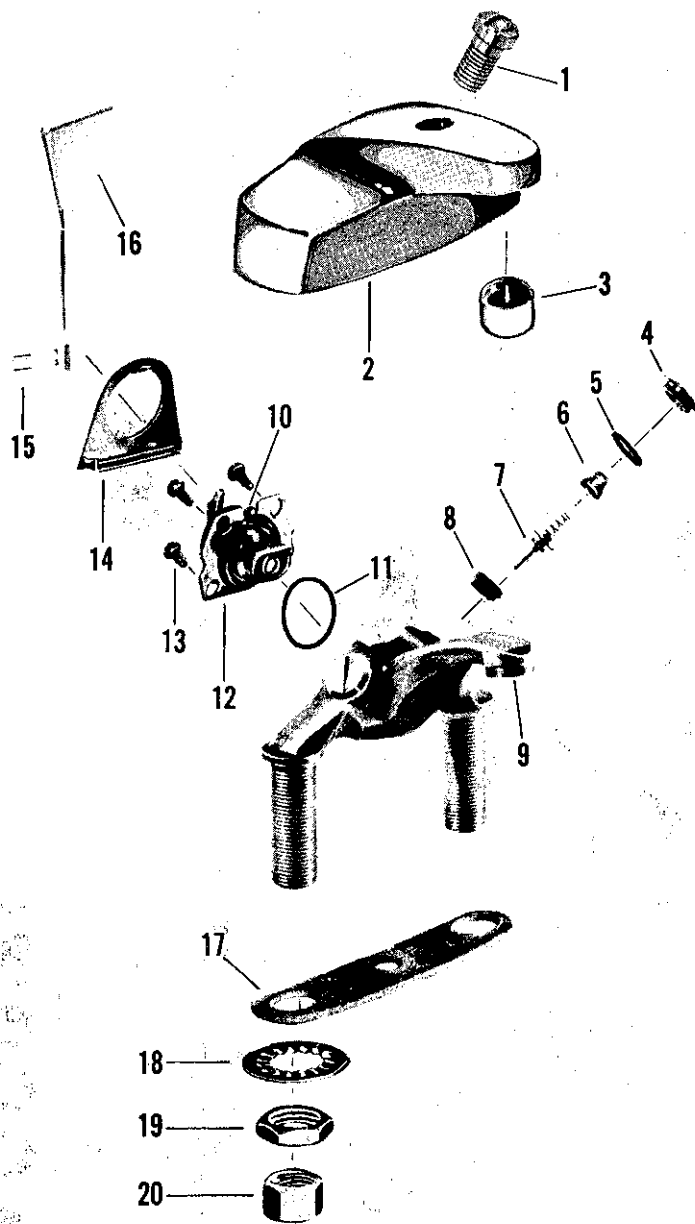


no.	Description	HN 95051
1	Waste Control Knob	72516-02
2	Waste Control Bushing	72513-02
3	Outer Body	72523-02
4	Aerator	56110-02
5	Body Screw	56537-07
6	Inner Body	72522-07
7	Waste Control Rod S/A	72528-02
8	Outlet Gasket	56363-07
9	Valve Seat	12002-07
10	Stem Assembly	72527-07
11	"O" Ring	72506-07
12	Screen	72507-07
13	Control Mounting Gasket	12035-07
14	Adjusting Screw	12027-07
15	Control Assembly	72525-07
16	Control Mounting Screw	12036-05
17	Control Nut	72504-02
18	Control Lever	72547-02
19	Control Lever Screw	72532-07
20	Base	72521-04
21	Base Mounting Gasket	72515-07
22	Friction Washer	54538-09
23	Lock Nut	300-27
24	Coupling Nut	24220-08
25	Slip Joint Washer	1010-17
26	1/2" Friction Washer	21391-08
27	7/16" Friction Washer	21545-08
28	Slip Joint Nut	1231-27
29	Wrench	72545-09

Note - For Slip Joint (SJ) connections eliminate part 24 and substitute parts 25-26-27-28

Repair Kit consisting of (2) each parts 9 and 10 and (1) part 13 and (1) each Cam Part #72508-07 and Cam Pin Part #12034-07) - #72535-07

For Drain Parts refer to HB 95169 (N 2542 Type) on page 6-102.



2181.097 (HB 95057 A)

no.	description	HB 95057A
1	Slotted Bolt	63310-02•
2	Escutcheon	12399-02•
3	Aerator	56170-02
4	Valve Plug	12393-07
5	Gasket	12007-07
6	Screen	12394-07
7	Valve Stem Assembly	12411-07
8	Hyseal Valve Seat	12002-09
9	Body	12398-07•
10	Adjusting Screw	12027-07
11	Control Mtg. Gasket	12115-07
12	Control Assembly	61226-04
13	Control Mtg. Screws	12036-07
14	Back Plate	12392-07
15	Control Lever Pins	63154-07
16	Control Lever	61229-02
17	Mounting Gasket	12388-07•
18	Shank Washer	54538-09
19	Shank Lock Nut	300-27
20	Swivel Nut	24220-07

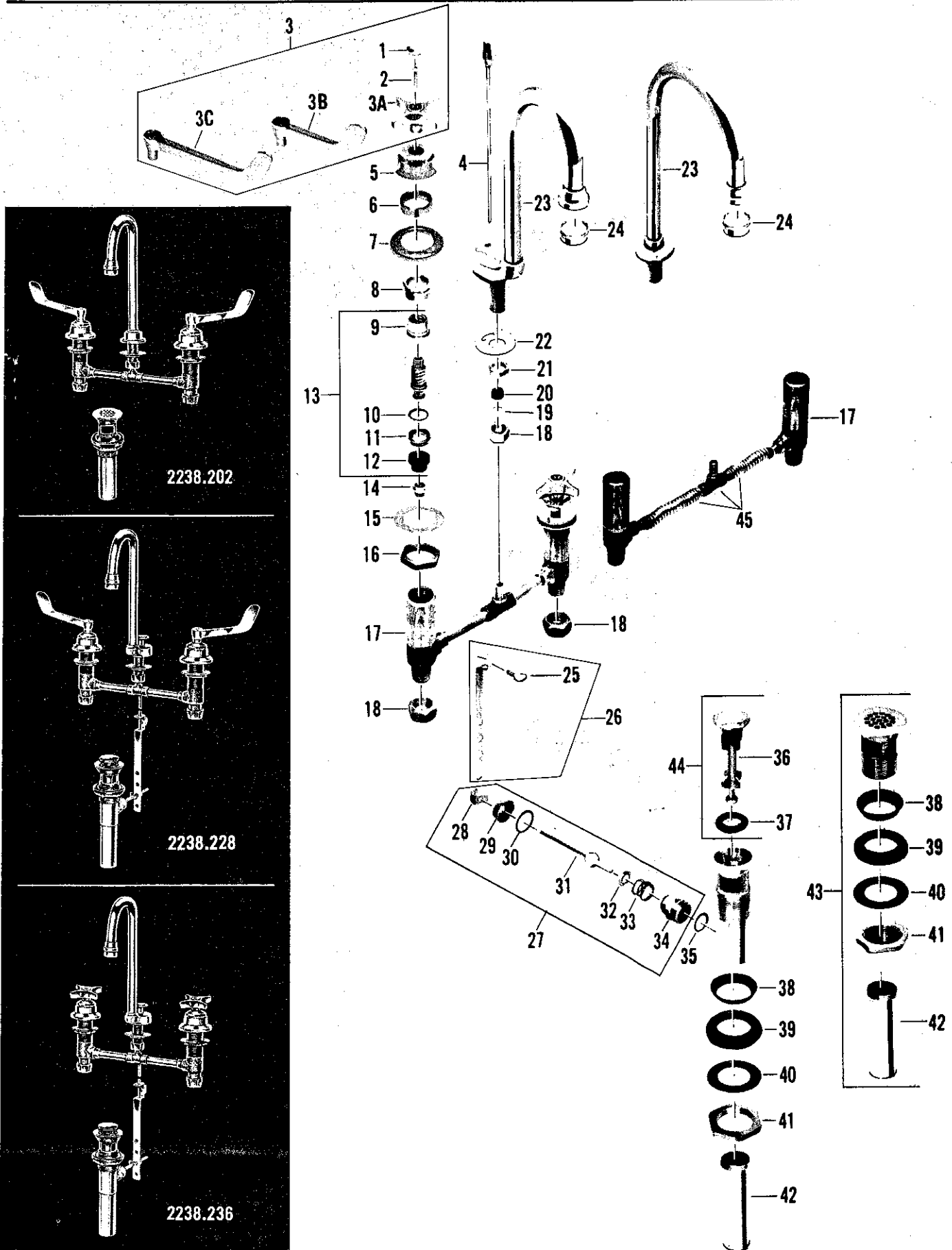
• NOT AVAILABLE

Repair Kit (consisting of (2) each parts 5-6-7-8) - #12417-07.

Lavatory Fittings

Aquaseal

KISSLER & CO., INC.



no.	description	part no.	2238.202	2238.210	2238.228	2238.061	2238.236	2238.244	2238.251
1	Button - Cold (Blue)	1838-021							
	Button - Hot (Red)	1837-023							
2	Screw	38342-07							
3	Handle S/A	7887-02							
		7888-02							
		7889-02							
3A	4-Arm Handle	615-32•							
3B	4" Wrist Handle	429-12•							
3C	6" Elbow Handle	25958-02•							
4	Lift Rod S/A	22952-02							
5	Bonnet	453-12							
6	Escutcheon Holder	25173-04							
7	Escutcheon	679-32							
8	Locknut	855-17							
9	Stem Nut	72956-07							
	Stem Nut	72957-07							
10	Friction Ring	246-37							
11	Stop Ring (Brass)	72959-07							
	Stop Ring (Stn. Steel)	72990-07							
12	Diaphragm (2)	72940-07							
13	Aquaseal Trim R.H.	72950-17							
	R.H.	72991-17							
	L.H.	72992-17							
14	Seat Brass 862-14, Monel 863-27								
15	Washer	1013-29							
16	Locknut	25045-07							
17	Body & Tee S/A w/Seats	75096-04							
		61547-04							
18	Slip Joint Nut	24220-07							
		38306-07							
19	Friction Washer	21545-07							
20	S J Washer	1010-17							
21	Locknut	300-27							
		38307-07							
22	Washer	54538-09							
		38303-09							
23	Gooseneck S/A	38334-02							
		38332-02							
		38330-02							
		38337-02							
		38336-02							
24	Aerator	56135-02							
25	Wing Screw	831-09							
26	Lift Rod Ext. S/A	4659-09							
27	Lever S/A	4368-04							
28	Clip	72531-07							
29	Pivot Nut	25043-04							
30	Gasket	829-07							
31	Pivot Rod	72569-04							
32	Spring Seat	33244-04							
33	Spring	827-07							
34	Centerpiece	25044-04							
35	Gasket	832-07							
36	Stopper	25854-09							
37	Gasket	826-07							
38	Flange Washer	1106-17							
39	Washer	1037-17							
40	Washer	427-17							
41	Locknut	24965-04							
42	Tailpiece	63471-04							
43	Plug S/A	15025-02							
44	Stopper and Gasket	63478-02•							
45	Flexible Tube Kit	3770-07							

Repair Kits:

• NOT AVAILABLE

Parts 13 & 14 - H & C Sides for 2238.202, 2238.210, 2238.228 & 2238.251 - #12973-09

Parts 13 & 14 - Hot Side only for above - #12974-09


Parts 13 & 14 - Cold Side only for above - #12975-09

Parts 13 & 14 - H & C Sides for 2238.061, 2238.236 & 2238.244 - #12930-09


Parts 13 & 14 - Hot or Cold Side only for above - #12955-09



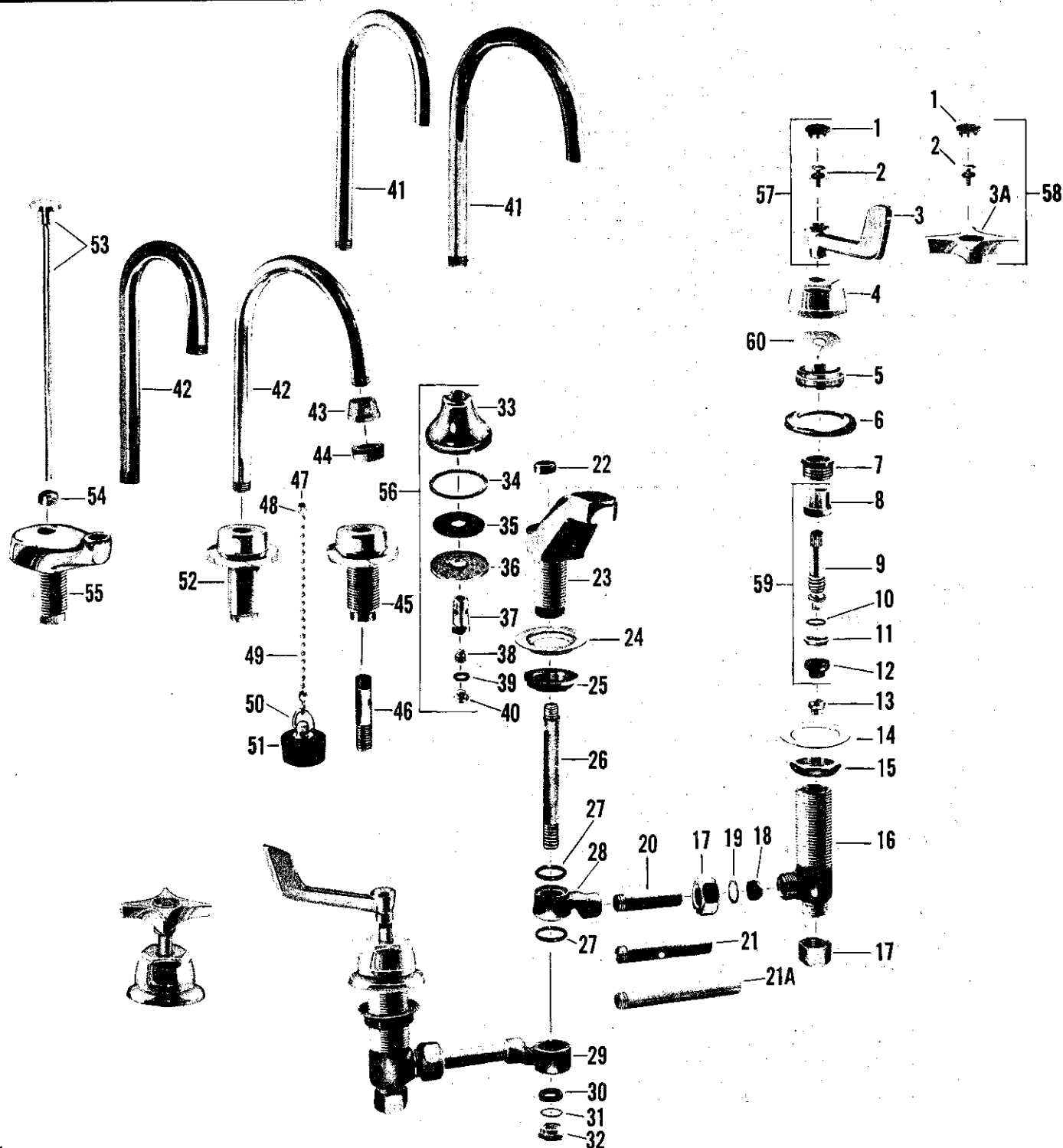
Aquaseal



7509.052 (HN 95010 A)



7512.049 (HN 95014-A)



no.	description	HN 95005	HN 95006	HN 95006-A	HN 95010	HN 95010-A	HN 95014	HN 95014-A	HN 95002-TA
1	Button - Index	←	←	←	1837-023 ("H")	1838-021 ("C")	←	←	←
2	Handle Screw	264-17	264-17	264-17	264-17	264-17	264-17	264-17	264-17
3	4" Wrist Handle	25657-02*	25657-02*	25657-02*	-	-	-	-	-
3A	4 Arm Handle	-	-	-	25659-02*	25659-02*	25659-02*	25659-02*	25659-02*
4	Bonnet	25174-02	25174-02	25174-02	25174-02	25174-02	25174-02	25174-02	25174-02
5	Escutcheon Holder	25173-04	25173-04	25173-04	25173-04	25173-04	25173-04	25173-04	25173-04
6	Escutcheon	679-32	679-32	679-32	679-32	679-32	679-32	679-32	679-32
7	Lock Nut	855-17	855-17	855-17	855-17	855-17	855-17	855-17	855-17
8	Stem Nut - R.H. Threads	72956-07	72956-07	72956-07	72956-07	72956-07	72956-07	72956-07	72956-07
	Stem Nut - L.H. Threads	72957-07	72957-07	72957-07	-	-	-	-	-
9	Stem w/swivel & Friction Ring - R.H. Threads	72969-04*	72969-04*	72969-04*	72969-04*	72969-04*	72969-04*	72969-04*	72969-04*
	Stem w/swivel & Friction Ring - L.H. Threads	72975-04*	72975-04*	72975-04*	-	-	-	-	-
10	Friction Ring	246-37	246-37	246-37	246-37	246-37	246-37	246-37	246-37
11	Stop Ring	72959-07	72959-07	72959-07	72959-07	72959-07	72959-07	72959-07	72959-07
12	Diaphragm (2)	72940-07	72940-07	72940-07	72940-07	72940-07	72940-07	72940-07	72940-07
13	Seat	←	←	←	Brass 862-14	Monel 863-27	←	←	←
14	Washer	1013-29	1013-29	1013-29	1013-29	1013-29	1013-29	1013-29	1013-29
15	Lock Nut	25045-07	25045-07	25045-07	25045-07	25045-07	25045-07	25045-07	25045-07
16	Body w/seat	8163-07	8163-07	8163-07	8163-07	8163-07	8163-07	8163-07	8163-07
17	Coupling Nut	24220-07	24220-07	24220-07	24220-07	24220-07	24220-07	24220-07	24220-07
18	Slip Joint Washer	1010-17	1010-17	1010-17	1010-17	1010-17	1010-17	1010-17	1010-17
19	Friction Ring	21391-07	21391-07	21391-07	21391-07	21391-07	21391-07	21391-07	21391-07
20	Tube - 8" Spread	25124-07	25124-07	25124-07	25124-07	25124-07	25124-07	25124-07	25124-07
21	Tube -10" Spread	25125-07	25125-07	25125-07	25125-07	25125-07	25125-07	25125-07	25125-07
21A	Tube -12" Spread	25126-07	25126-07	25126-07	25126-07	25126-07	25126-07	25126-07	25126-07
22	Spout Cap	-	-	-	-	-	-	-	25453-02
23	Spout S/A w/Aerator	-	-	-	-	-	-	-	5036-02
24	Washer	1886-09	1886-09	1886-09	1886-09	1886-09	1886-09	1886-09	1886-09
25	Lock Nut	24590-07	24590-07	24590-07	24590-07	24590-07	24590-07	24590-07	24590-07
26	Spout Tube	-	-	-	-	-	42827-07	42827-07	42827-07
27	Square Cut Washer	1887-17	1887-17	1887-17	1887-17	1887-17	1887-17	1887-17	1887-17
28	Upper Tee Part	62193-07*	62193-07*	62193-07*	62193-07*	62193-07*	62193-07*	62193-07*	62193-07*
29	Lower Tee Part	62192-07*	62192-07*	62192-07*	62192-07*	62192-07*	62192-07*	62192-07*	62192-07*
30	Packing Washer	677-37	677-37	677-37	677-37	677-37	677-37	677-37	677-37
31	Friction Washer	678-27	678-27	678-27	678-27	678-27	678-27	678-27	678-27
32	Packing Nut	674-27	674-27	674-27	674-27	674-27	674-27	674-27	674-27
33	Spray Body	65557-02*	-	-	-	-	-	-	-
34	Face Washer	1336-17	-	-	-	-	-	-	-
35	Screen	27337-05	-	-	-	-	-	-	-
36	Spray Face	65559-02	-	-	-	-	-	-	-
37	Face Bolt	65560-02	-	-	-	-	-	-	-
38	Regulating Screw	27338-07	-	-	-	-	-	-	-
39	Washer	1325-07	-	-	-	-	-	-	-
40	Cap	40245-02	-	-	-	-	-	-	-
41	Plain End Gooseneck	-	42948-02*	-	42948-02*	-	-	-	-
	Plain End Gooseneck	-	-	-	-	-	42945-02*	-	-
42	Gooseneck - Threaded End	42170-02	-	42170-02	-	42170-02	-	-	-
	Gooseneck - Threaded End	-	-	-	-	-	-	42947-02*	-
43	Aerator Adapter	-	-	25715-02	-	25715-02	-	25715-02	-
44	Aerator	-	-	56135-02	-	56135-02	-	56135-02	-
45	Gooseneck Escutcheon	25881-02	25881-02	25881-02	-	-	-	-	-
46	Connecting Post	649-27	649-27	649-27	649-27	649-27	-	-	-
47	Sleeve For Chain	-	-	-	275-04	275-04	-	-	-
48	Chainstay Nut	-	-	-	28182-04	28182-04	-	-	-
49	Chain	-	-	-	1112-02	1112-02	-	-	-
50	Link	-	-	-	1128-22	1128-22	-	-	-
51	Rubber Stopper	-	-	-	1012-12	1012-12	-	-	-
52	Gooseneck Escutcheon	-	-	-	25882-02	25882-02	-	-	-
53	Rod & Knob	-	-	-	-	-	61052-02	61052-02	-
54	Lift Rod Guide	-	-	-	-	-	25452-02	25452-02	-
55	Spout Shank	-	-	-	-	-	25601-02	25601-02	-
56	Spray Head S/A	13410-02	-	-	-	-	-	-	-
57	Handle S/A - (Specify Index)	7887-02	7887-02	7887-02	-	-	-	-	-
58	Handle S/A - (Specify Index)	-	-	-	7889-02	7889-02	7889-02	7889-02	7889-02
59	Aquaseal Trim Less Lock Nut - R.H. Threads	72971-04	72971-04	72971-04	72971-04	72971-04	72971-04	72971-04	72971-04
	Aquaseal Trim Less Lock Nut - L.H. Threads	72977-04	72977-04	72977-04	-	-	-	-	-
60	Split Washer	1813-07	1813-07	1813-07	1813-07	1813-07	1813-07	1813-07	1813-07

Sub-assemblies -

Supply Tee S/A - 8" Centers - (Parts 20-27-28-29-30-31) - #4974-07
 Supply Tee S/A - 12" Centers - (Parts 21A-27-28-29-30-31) - #4976-07

Note - For Drain Parts for HN 95010 & HN 95010-A - Refer to 2440.014 (N2522)
 For Drain Parts for HN 95014 & HN 95014-A - Refer to 2420.016 (N2542)

• NOT AVAILABLE

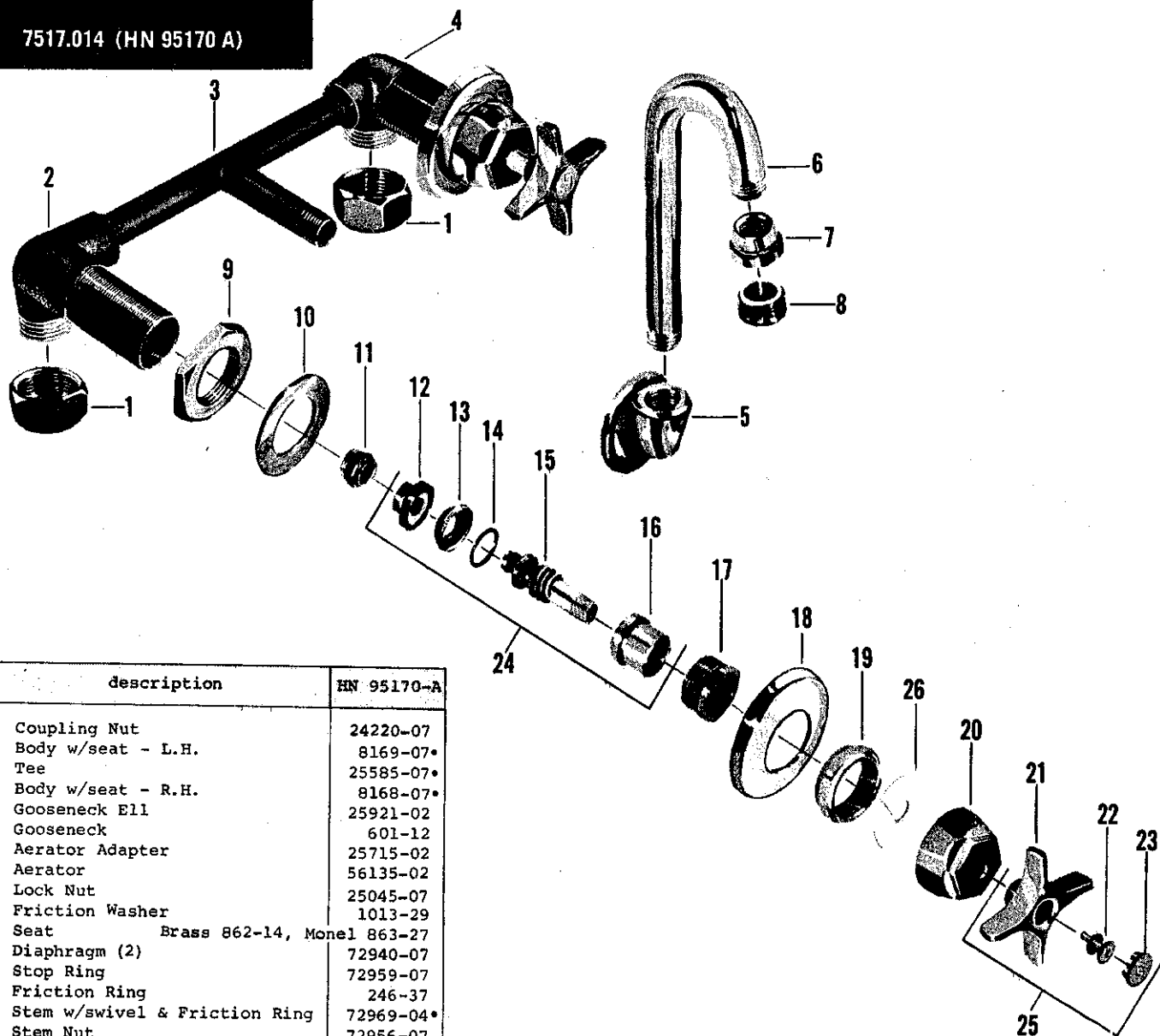
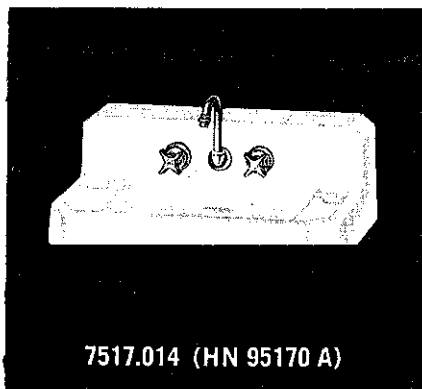
Repair Kits:

Parts 13 & 59 - H & C Sides for Wrist Handles - #12976-09
 Parts 13 & 59 - Hot Side only for Wrist Handles - #12977-09
 Parts 13 & 59 - Cold Side only for Wrist Handles - #12978-09
 Parts 13 & 59 - H & C Sides for 4-arm Handles - #12979-09
 Parts 13 & 59 - Hot or Cold Side only for 4-arm Handles - #12977-09

Lavatory Fitting

Aquaseal

KISSLER & CO., INC.



no.	description	HN 95170-A
1	Coupling Nut	24220-07
2	Body w/seat - L.H.	8169-07*
3	Tee	25585-07*
4	Body w/seat - R.H.	8168-07*
5	Gooseneck Ell	25921-02
6	Gooseneck	601-12
7	Aerator Adapter	25715-02
8	Aerator	56135-02
9	Lock Nut	25045-07
10	Friction Washer	1013-29
11	Seat	Brass 862-14, Monel 863-27
12	Diaphragm (2)	72940-07
13	Stop Ring	72959-07
14	Friction Ring	246-37
15	Stem w/swivel & Friction Ring	72969-04*
16	Stem Nut	72956-07
17	Lock Nut	855-17
18	Escutcheon	679-32
19	Escutcheon Holder	25173-04
20	Bonnet	25174-02
21	Handle	25659-02*
22	Handle Screw	264-17
23	Button - Index "H"	1837-023
	Index "C"	1838-021
24	Aquaseal Trim Less Lock Nut	72971-04
25	Handle S/A - Specify Index	7889-02
26	Washer	1813-07

Repair Kits:

Parts 11 & 24 for Hot & Cold Sides - #12979-09

Parts 11 & 24 for Hot or Cold Side only - #12977-09

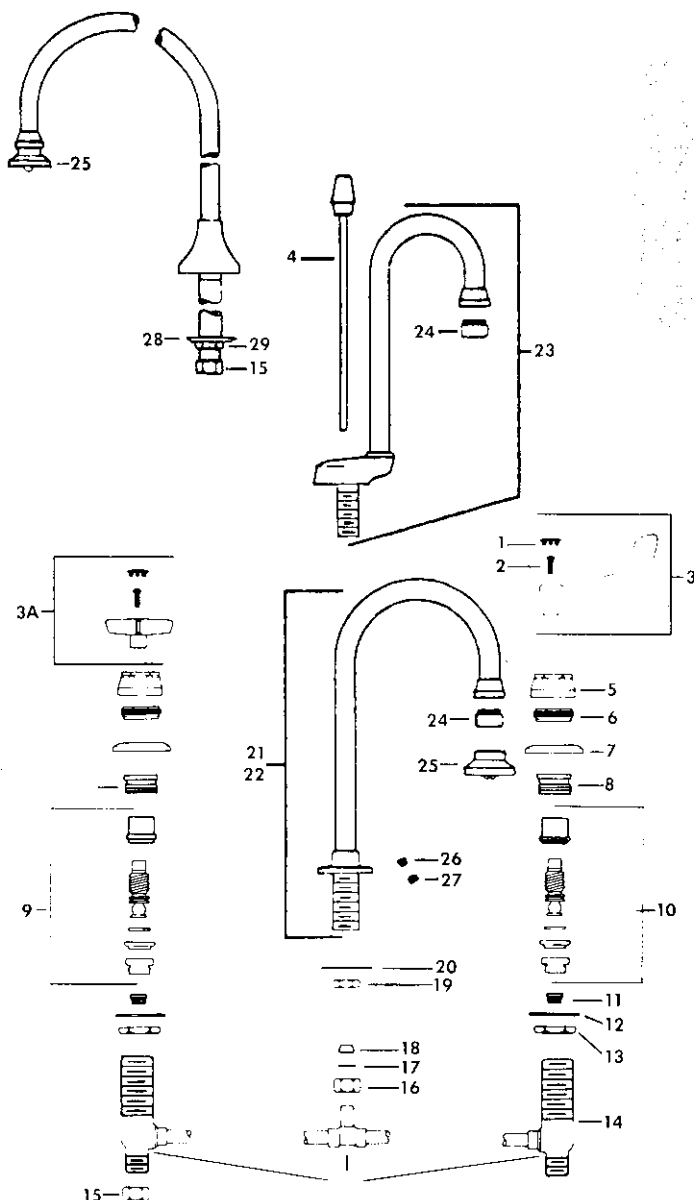
* NOT AVAILABLE

KISSLER & CO., INC.

AMERICAN-STANDARD Plumbing Fittings Replacement Parts

HERITAGE® Spread Lavatory Faucets—2238 series

(See page 6-78 for product identification)



Item No.	Part No.	Description
1.	1838.021	Colored index button 'C'
	1837.023	Colored index button 'H'
2.	38342.07	Screw
3.	7887.021	4" Wrist handle S/A, 'C'
	7887.023	4" Wrist handle S/A, 'H'
	8687.02	4" Wrist handle S/A ('H' and 'C')
3A.	7889.021	4 Arm handle S/A, 'C'
	7889.023	4 Arm handle S/A, 'H'
	8689.02	4 Arm handle S/A ('H' and 'C')
4.	70662.02	Lift rod S/A
5.	453.12	Bonnet
6.	25173.07	Escutcheon holder
7.	679.32	Escutcheon
8.	855.17	Locknut
9.	72950.17	Aquaseal trim
	72991.17	Aquaseal trim (right hand, stainless steel stop ring)
10.	72992.17	Aquaseal trim (left hand, stainless steel stop ring)
11.	862.14	Seat
12.	63459.09	Washer
13.	25045.07	Locknut
14.		Body and tee S/A with seats
15.	24220.07	Coupling nut
16.	38306.07	Slip joint nut
17.	21545.07	Friction washer
18.	1010.17	Slip joint washer
19.	38307.07	Locknut
20.	38303.09	Washer
21.	4008.02	Gooseneck spout S/A with aerator
22.	4007.02	Gooseneck spout S/A with spray
23.	38336.02	Gooseneck offset spout
24.	34171.02	Aerator
25.	5450.02	Spray
26.	275.04	Sleeve
27.	28182.04	Nut
28.	21908.09	Washer
29.	300.07	Locknut

For Aquaseal trim, see page 7-9

For pop-up lavatory drains, see page 2-100

Order by part number



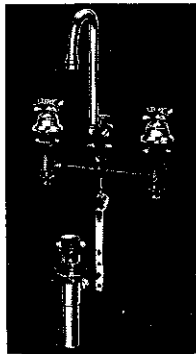



KISSLER & CO., INC.

☐ AMERICAN-STANDARD Plumbing Fittings Replacement Parts

This lists replacement parts for:

2238.129
2238.202
2238.269
2238.285
2238.392
7522.055


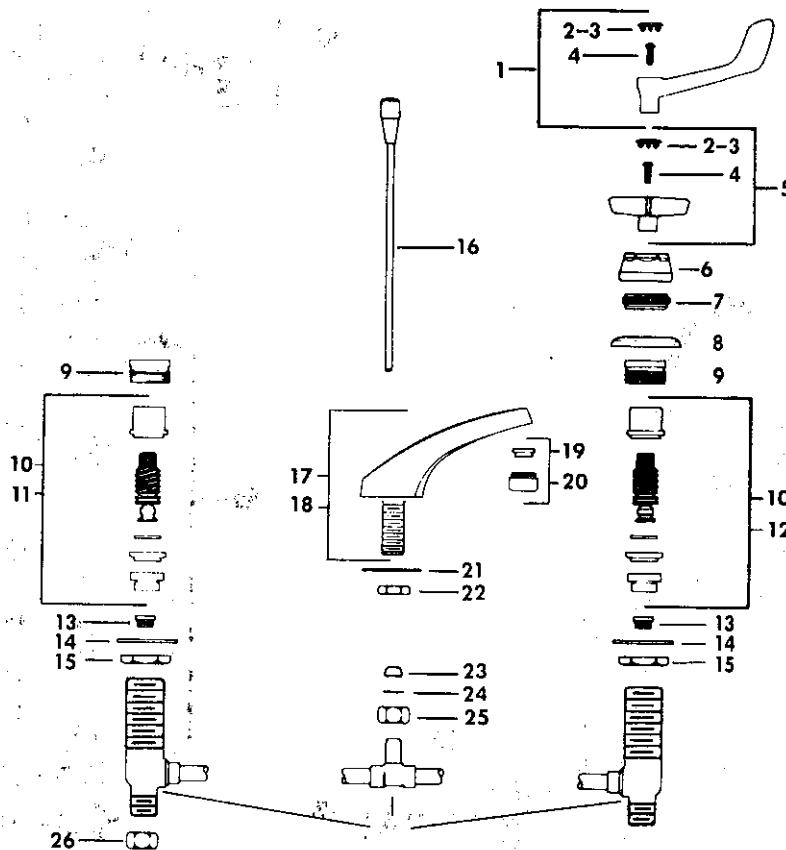
Heritage lavatory faucets



KISSLER & CO., INC.

AMERICAN-STANDARD Plumbing Fittings Replacement Parts

SPREAD Lavatory Faucets—2238 series



2238.582

2238.533

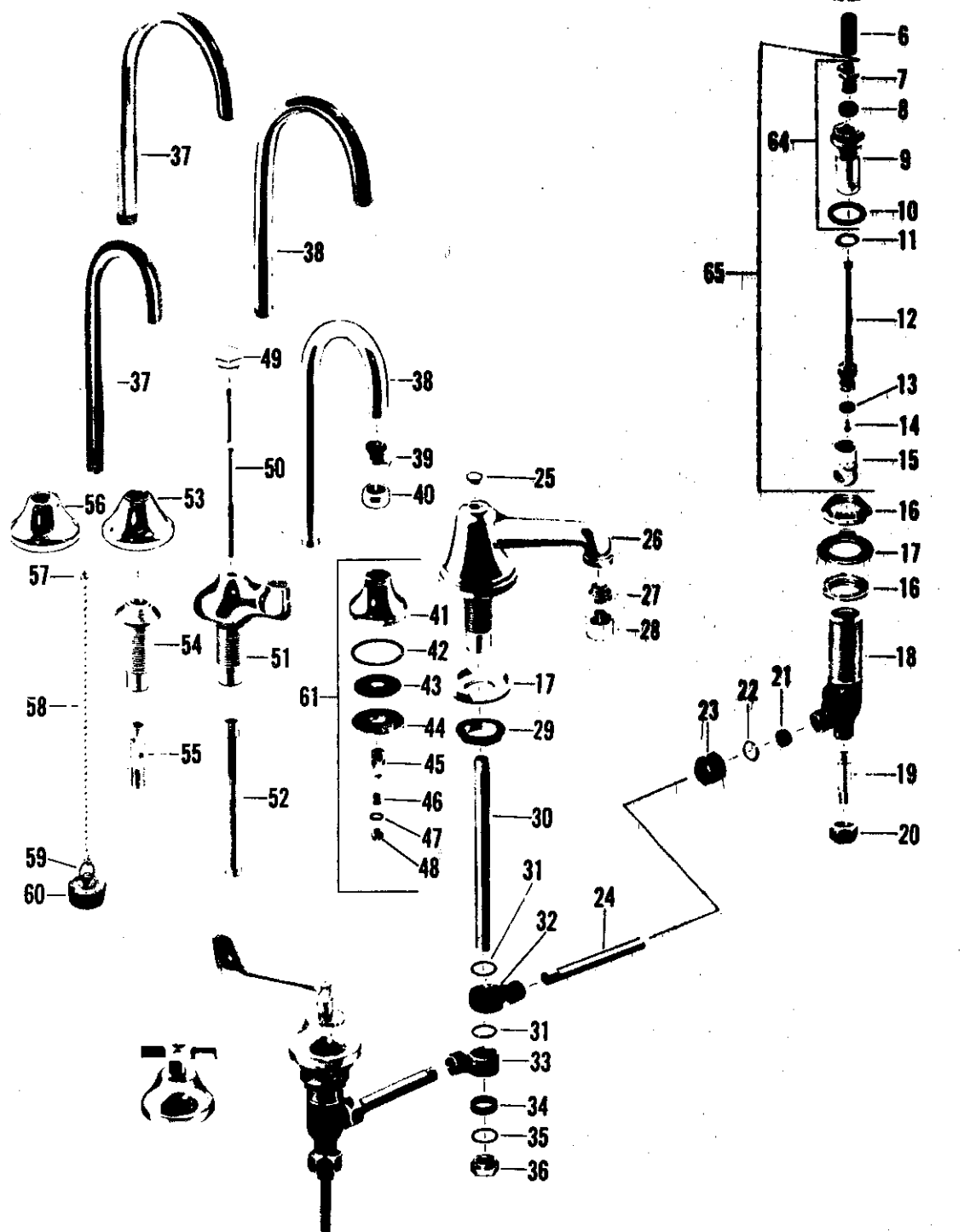
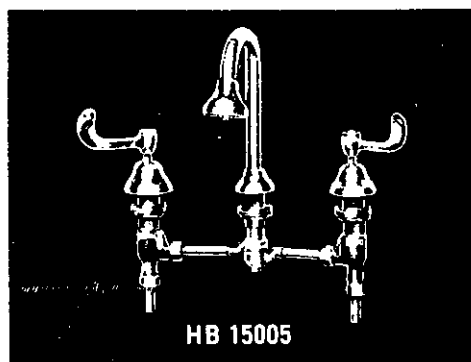
Item No.	Part No.	Description	Item No.	Part No.	Description
1.	8687.02	4" wrist handle S/A ('H' & 'C')	14.	63459.09	Washer
2.	1838.021	Colored index button 'C'	15.	25045.07	Locknut
3.	1837.023	Colored index button 'H'	16.	70662.02	Lift rod
4.	38342.07	Screw	17.	70658.02	Spout S/A pop-up
5.	8689.02	4 arm handle S/A 'H' & 'C'	18.	70659.02	Spout S/A chain stay
6.	453.12	Bonnet	19.	34173.07	Flow restrictor
7.	25173.07	Escutcheon holder	20.	34171.02	Aerator
8.	679.32	Escutcheon	21.	38303.09	Washer
9.	855.17	Locknut	22.	38307.07	Locknut
10.	72950.17	Aquaseal trim R.H. thd.	23.	1010.07	Slip joint washer
11.	72991.17	Aquaseal trim S.S. stop ring R.H. thd.	24.	21545.07	Friction washer
12.	72992.17	Aquaseal trim S.S. stop ring L.H. thd.	25.	38306.07	Slip joint washer
13.	862.14	Seat	26.	24220.07	Coupling nut

*Not available as repair part for:

For Aquaseal trim, see page 7-3

For lavatory drain, see page 2-100

Order by part number



no.	description	HB 15005	HB 15006	HB 15006-A	HB 15010	HB 15010-A	HB 15014	HB 15014-A	HB 15002-TA
1	Button - Specify Index	55906-02	55906-02	55906-02	-	-	-	-	-
1A	Button - Specify Index	-	-	-	1255-12	1255-12	1255-12	1255-12	1255-12
2	Screw	297-37	297-37	297-37	-	-	-	-	-
2A	Screw	-	-	-	264-17	264-17	264-17	264-17	264-17
3	Lock Washer	269-09	269-09	269-09	-	-	-	-	-
4	Handle	429-12	429-12	429-12	-	-	-	-	-
4A	Handle	-	-	-	1186-12	1186-12	1186-12	1186-12	1186-12
5	Escutcheon	65563-02	65563-02	65563-02	65563-02	65563-02	65563-02	65563-02	65563-02
6	Nipple	39994-05	39994-05	39994-05	39994-05	39994-05	39994-05	39994-05	39994-05
7	Stuffing Nut	1184-17	1184-17	1184-17	1184-17	1184-17	1184-17	1184-17	1184-17
8	Packing	1311-07	1311-07	1311-07	1311-07	1311-07	1311-07	1311-07	1311-07
9	Stuffing Box	36663-08	36663-08	36663-08	36663-08	36663-08	36663-08	36663-08	36663-08
10	Stuffing Box Washer	73-07	73-07	73-07	73-07	73-07	73-07	73-07	73-07
11	Brass Washer	1167-17	1167-17	1167-17	1167-17	1167-17	1167-17	1167-17	1167-17
12	Stem w/washer & Screw - R.H. Threads	21186-02	21186-02	21186-02	21186-02	21186-02	21186-02	21186-02	21186-02
	Stem w/washer & Screw - L.H. Threads	21674-02	21674-02	21674-02	-	-	-	-	-
13	Seat Washer	441-07	441-07	441-07	441-07	441-07	441-07	441-07	441-07
14	Seat Washer Screw	159-17	159-17	159-17	159-17	159-17	159-17	159-17	159-17
15	Re-Nu Sleeve - R.H. Threads	20336-08	20336-08	20336-08	20336-08	20336-08	20336-08	20336-08	20336-08
	Re-Nu Sleeve - L.H. Threads	20563-08	20563-08	20563-08	-	-	-	-	-
16	Lock Nut	24526-08	24526-08	24526-08	24526-08	24526-08	24526-08	24526-08	24526-08
17	Iron Washer	1519-08	1519-08	1519-08	1519-08	1519-08	1519-08	1519-08	1519-08
18	Valve Body	36751-08	36751-08	36751-08	36751-08	36751-08	36751-08	36751-08	36751-08
19	Swivel	95-15	95-15	95-15	95-15	95-15	95-15	95-15	95-15
20	Swivel Nut	24220-08	24220-08	24220-08	24220-08	24220-08	24220-08	24220-08	24220-08
21	Slip Joint Washer	1010-17	1010-17	1010-17	1010-17	1010-17	1010-17	1010-17	1010-17
22	Friction Washer	21391-08	21391-08	21391-08	21391-08	21391-08	21391-08	21391-08	21391-08
23	Slip Joint Nut	1231-27	1231-27	1231-27	1231-27	1231-27	1231-27	1231-27	1231-27
24	Tube	25126-08	25126-08	25126-08	25126-08	25126-08	25126-08	25126-08	25126-08
25	Spout Cap	-	-	-	-	-	-	-	19408-02
26	Spout Assembly w/aerator *	-	-	-	-	-	-	-	11362-02
27	Aerator Adapter	-	-	-	-	-	-	-	168-25
28	Aerator	-	-	-	-	-	-	-	56117-02
29	Lock Nut	24590-08	24590-08	24590-08	24590-08	24590-08	24590-08	24590-08	24590-08
30	Spout Tube	-	-	-	-	-	-	-	42826-08
31	"O" Ring	887-17	887-17	887-17	887-17	887-17	887-17	887-17	887-17
32	Upper Tee Part	62193-08	62193-08	62193-08	62193-08	62193-08	62193-08	62193-08	62193-08
33	Lower Tee Part	62192-08	62192-08	62192-08	62192-08	62192-08	62192-08	62192-08	62192-08
34	Packing Washer	677-37	677-37	677-37	677-37	677-37	677-37	677-37	677-37
35	Friction Washer	678-27	678-27	678-27	678-27	678-27	678-27	678-27	678-27
36	Packing Nut	674-27	674-27	674-27	674-27	674-27	674-27	674-27	674-27
37	Gooseneck - Plain End	-	66054-02	-	66054-02	-	-	-	-
	Gooseneck - Plain End	-	-	-	-	65732-02	-	-	-
38	Gooseneck - Threaded End	42170-02	-	42170-02	-	42170-02	-	-	-
	Gooseneck - Threaded End	-	-	-	-	-	42947-02	-	-
39	Aerator Adapter	-	-	25715-02	-	25715-02	-	25715-02	-
40	Aerator	-	-	56110-02	-	56110-02	-	56110-02	-
41	Spray Body	65557-02	-	-	-	-	-	-	-
42	Face Washer	1336-17	-	-	-	-	-	-	-
43	Screen	27337-05	-	-	-	-	-	-	-
44	Spray Face	65559-02	-	-	-	-	-	-	-
45	Bolt	65560-02	-	-	-	-	-	-	-
46	Regulating Screw	27338-08	-	-	-	-	-	-	-
47	Washer	1325-07	-	-	-	-	-	-	-
48	Cap	40245-02	-	-	-	-	-	-	-
49	Lift Knob	-	-	-	-	-	1189-12	1189-02	-
50	Lift Rod	-	-	-	-	-	46151-02	46151-02	-
51	Shank	-	-	-	-	-	35011-02	35011-02	-
53	Shank Tube	-	-	-	-	-	42824-08	42824-08	-
53	Gooseneck Flange	65653-02	65653-02	65653-02	-	-	-	-	-
54	Shank	65755-08	65755-08	65755-08	65755-08	65755-08	-	-	-
55	Connecting Post	649-27	649-27	649-27	649-27	649-27	-	-	-
56	Gooseneck Flange	-	-	-	65654-02	65654-02	-	-	-
57	Sleeve for Chain	-	-	-	275-02	275-02	-	-	-
58	Bead Chain	-	-	-	1112-04	1112-04	-	-	-
59	Link	-	-	-	1128-22	1128-22	-	-	-
60	Rubber Stopper	-	-	-	1012-12	1012-12	-	-	-
61	Spray Head S/A	13410-02	-	-	-	-	-	-	-
62	Handle S/A - Specify Index	-	-	-	9171-02	9171-02	9171-02	9171-02	9171-02
63	Handle S/A - Specify Index	9866-02	9866-02	9866-02	-	-	-	-	-
64	Stuffing Box S/A	8138-08	8138-08	8138-08	8138-08	8138-08	8138-08	8138-08	8138-08
65	Re-Nu Stem Unit S/A - R.H. Threads	18625-02	18625-02	18625-02	18625-02	18625-02	18625-02	18625-02	18625-02
	Re-Nu Stem Unit S/A - L.H. Threads	13733-02	13733-02	13733-02	-	-	-	-	-
Sub-assemblies -									
Valve S/A - (Parts 6 thru 23) - #15394-02									
Supply Tee S/A - (Parts 24-31-32-33-34-35) - #4976-08									

* Spout Not Available Separately

Note - For Drain Parts for HB 15005, HB 15006, HB 15006-A & HB 15002-TA - Refer to HB 15577 on page 6-230

For Drain Parts for HB 15010 & HB 15010-A - Refer to HB 15577-A (R 2552 type) on page 6-230

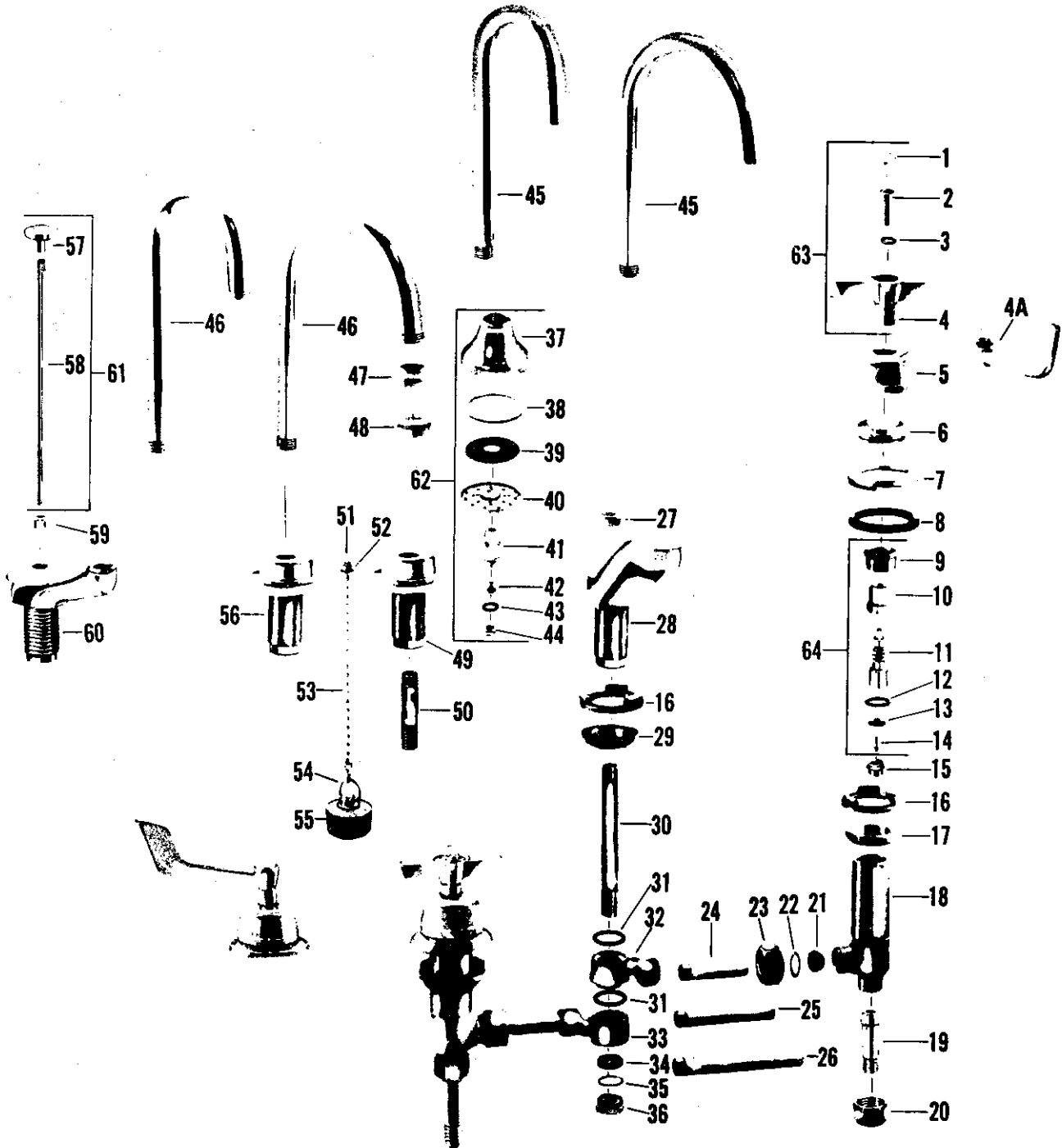
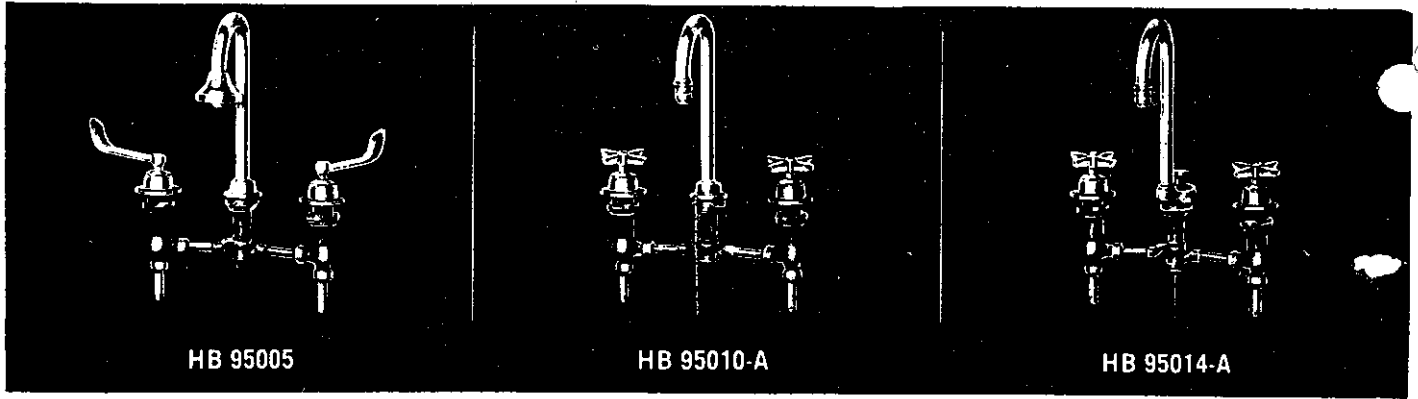
For Drain Parts for HB 15014 & HB 15014-A - Refer to HB 15189 on page 6-102



Lavatory Fittings

NU-RE-NU

KISSLER & CO., INC.



NO.	Description	HB 95005	HB 95006	HB 95006-A	HB 95010	HB 95010-A	HB 95014	HB 95014-A	HB 95007-2A
1	Button - Specify Index	55906-02	55906-02	55906-02	55906-02	55906-02	55906-02	55906-02	55906-02
2	Handle Screw	297-37	297-37	297-37	297-37	297-37	297-37	297-37	297-37
3	Lock Washer	269-09	269-09	269-09	269-09	269-09	269-09	269-09	269-09
4	Handle	429-12	429-12	429-12	-	-	-	-	-
4A	Handle	-	-	-	615-32	615-32	615-32	615-32	615-32
5	Bonnet	453-12	453-12	453-12	453-12	453-12	453-12	453-12	453-12
6	Escutcheon Holder	25173-04	25173-04	25173-04	25173-04	25173-04	25173-04	25173-04	25173-04
7	Escutcheon	679-32	679-32	679-32	679-32	679-32	679-32	679-32	679-32
8	Washer	446-27	446-27	446-27	446-27	446-27	446-27	446-27	446-27
9	Lock Nut	855-17	855-17	855-17	855-17	855-17	855-17	855-17	855-17
10	Stem Nut - R.H. Threads	854-17	854-17	854-17	854-17	854-17	854-17	854-17	854-17
	Stem Nut - L.H. Threads	857-17	857-17	857-17	-	-	-	-	-
11	Stem w/washer & Screw - R.H. Threads	853-14	853-14	853-14	853-14	853-14	853-14	853-14	853-14
	Stem w/washer & Screw - L.H. Threads	856-14	856-14	856-14	-	-	-	-	-
12	"O" Ring	886-17	886-17	886-17	886-17	886-17	886-17	886-17	886-17
13	Seat Washer	858-17	858-17	858-17	858-17	858-17	858-17	858-17	858-17
14	Seat Washer Screw	759-27	759-27	759-27	759-27	759-27	759-27	759-27	759-27
15	Seat	862-14	862-14	862-14	862-14	862-14	862-14	862-14	862-14
16	Prong Washer	366-39	366-39	366-39	366-39	366-39	366-39	366-39	366-39
17	Lock Nut	25045-08	25045-08	25045-08	25045-08	25045-08	25045-08	25045-08	25045-08
18	Body w/seat	8163-08	8163-08	8163-08	8163-08	8163-08	8163-08	8163-08	8163-08
19	Swivel	95-15	95-15	95-15	95-15	95-15	95-15	95-15	95-15
20	Coupling Nut	24220-08	24220-08	24220-08	24220-08	24220-08	24220-08	24220-08	24220-08
21	Slip Joint Washer	1010-17	1010-17	1010-17	1010-17	1010-17	1010-17	1010-17	1010-17
22	Friction Washer	21391-08	21391-08	21391-08	21391-08	21391-08	21391-08	21391-08	21391-08
23	Slip Joint Nut	1231-27	1231-27	1231-27	1231-27	1231-27	1231-27	1231-27	1231-27
24	Tube for 8" Centers	25124-08	25124-08	25124-08	25124-08	25124-08	25124-08	25124-08	25124-08
25	Tube for 10" Centers	25125-08	25125-08	25125-08	25125-08	25125-08	25125-08	25125-08	25125-08
26	Tube for 12" Centers	25126-08	25126-08	25126-08	25126-08	25126-08	25126-08	25126-08	25126-08
27	Spout Cap	-	-	-	-	-	-	-	25453-02
28	Spout Assembly w/aerator - (Parts 27-28-29-30-36-48) *	-	-	-	-	-	-	-	5036-02
29	Lock Nut	24590-08	24590-08	24590-08	24590-08	24590-08	24590-08	24590-08	24590-08
30	Spout Tube	-	-	-	-	-	42827-08	42827-08	42827-08
31	"O" Ring	887-17	887-17	887-17	887-17	887-17	887-17	887-17	887-17
32	Upper Tee Part	62193-08	62193-08	62193-08	62193-08	62193-08	62193-08	62193-08	62193-08
33	Lower Tee Part	62192-08	62192-08	62192-08	62192-08	62192-08	62192-08	62192-08	62192-08
34	Packing Washer	677-37	677-37	677-37	677-37	677-37	677-37	677-37	677-37
35	Friction Washer	678-27	678-27	678-27	678-27	678-27	678-27	678-27	678-27
36	Packing Nut	674-27	674-27	674-27	674-27	674-27	674-27	674-27	674-27
37	Spray Body	65557-02	-	-	-	-	-	-	-
38	Face Washer	1336-17	-	-	-	-	-	-	-
39	Screen	27337-05	-	-	-	-	-	-	-
40	Spray Face	65559-02	-	-	-	-	-	-	-
41	Bolt	65560-02	-	-	-	-	-	-	-
42	Regulating Screw	27338-08	-	-	-	-	-	-	-
43	Washer	1325-07	-	-	-	-	-	-	-
44	Cap	40245-02	-	-	-	-	-	-	-
45	Gooseneck - Plain End	-	42948-02	-	42948-02	-	-	-	-
	Gooseneck - Plain End	-	-	-	-	-	42945-02	-	-
46	Gooseneck - Threaded End	-	-	-	-	-	-	42947-02	-
	Gooseneck - Threaded End	42170-02	-	42170-02	-	42170-02	-	-	-
47	Aerator Adapter	-	-	-	-	-	-	-	-
48	Aerator	-	-	25715-02	-	25715-02	-	25715-02	-
49	Gooseneck Escutcheon	25881-02	25881-02	25881-02	-	56110-02	-	56110-02	56110-02
50	Connecting Post	649-27	649-27	649-27	649-27	649-27	-	-	-
51	Sleeve for Chain	-	-	-	275-02	275-02	-	-	-
52	Chainstay Nut	-	-	-	28182-02	28182-02	-	-	-
53	Chain	-	-	-	1112-04	1112-04	-	-	-
54	Link	-	-	-	1128-22	1128-22	-	-	-
55	Rubber Stopper	-	-	-	1012-12	1012-12	-	-	-
56	Gooseneck Escutcheon	-	-	-	25882-02	25882-02	-	-	-
57	Lift Knob	-	-	-	-	-	25965-02	25965-02	-
58	Lift Rod	-	-	-	-	-	25805-02	25805-02	-
59	Spout Cap	-	-	-	-	-	25452-02	25452-02	-
60	Gooseneck Escutcheon	-	-	-	-	-	25601-02	25601-02	-
61	Knob & Rod S/A	-	-	-	-	-	5031-02	5031-02	-
62	Spray Head S/A	13410-02	-	-	-	-	-	-	-
63	4" Arm Handle S/A - Specify Index	-	-	-	9881-02	9881-02	9881-02	9881-02	9881-02
	4" Wrist Handle S/A - Specify Index - (Parts 1-2-3-4A)	9866-02	9866-02	9866-02	-	-	-	-	-
64	Nu-Re-Mu Trim S/A - R.H. Threads	6079-04	6079-04	6079-04	6079-04	6079-04	6079-04	6079-04	6079-04
	Nu-Re-Mu Trim S/A - L.H. Threads	6080-04	6080-04	6080-04	-	-	-	-	-
Sub-assemblies -									
Valve S/A - R.H. Thread Stem - (Parts 15-17-18-64) - #4977-08									
Valve S/A - L.H. Thread Stem - (Parts 15-17-18-64) - #4978-08									
Supply Tee S/A - 8" Centers - (Parts 24 and 31 thru 35) - #4974-08									
Supply Tee S/A - 10" Centers - (Parts 25 and 31 thru 35) - #4975-08									
Supply Tee S/A - 12" Centers - (Parts 26 and 31 thru 35) - #4976-08									

* Spout Not Available Separately.

Notes- For Drain Parts for HB 95005, HB 95006, HB 95006-A & HB 95007-2A - Refer to HB 15577 on page 6-230

For Drain Parts for HB 95010 & HB 95010-A - Refer to HB 15577-A (R 2522 type) on page 6-230

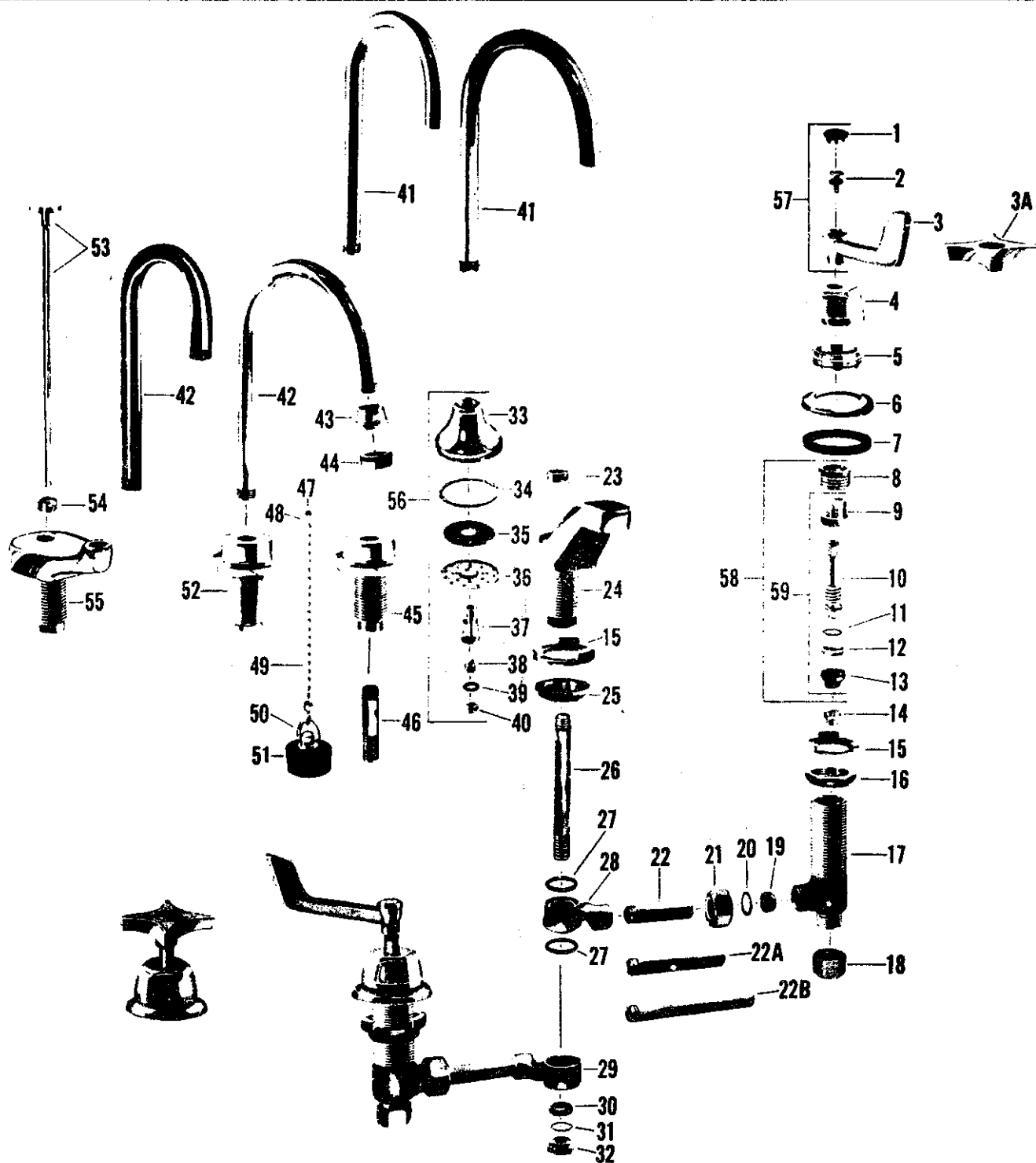
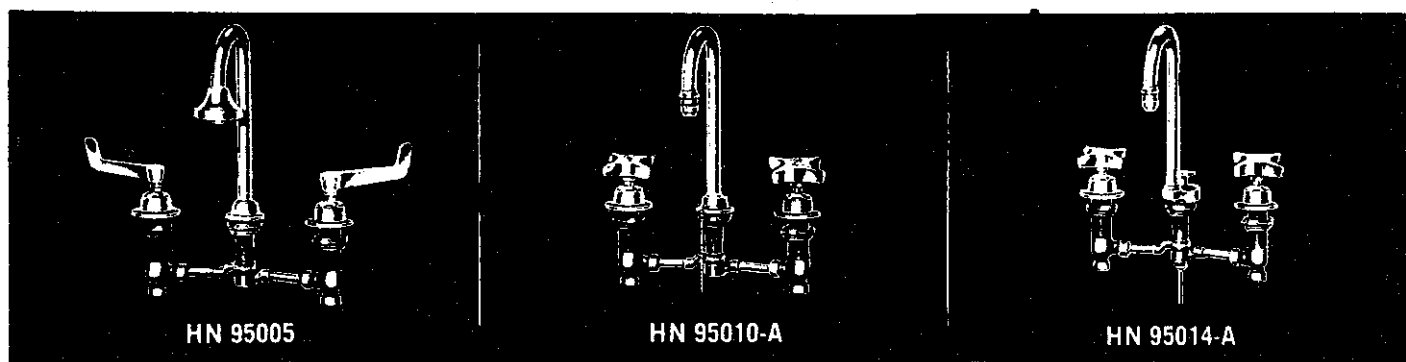
For Drain Parts for HB 95014 & HB 95014-A - Refer to HB 95169 (R 2542 type) on page 6-102



Lavatory Fittings

Aquaseal

KISSLER & CO., INC.



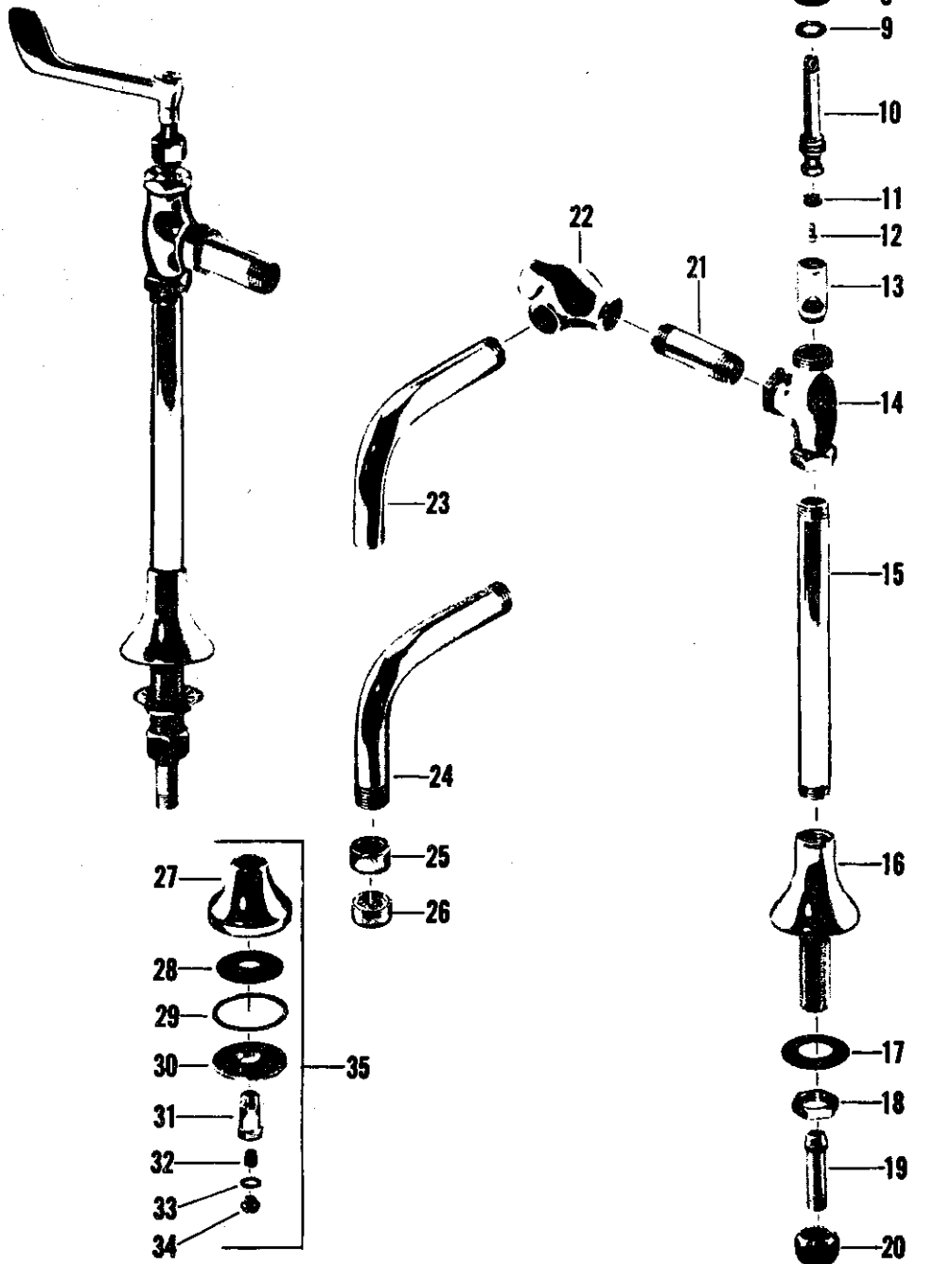
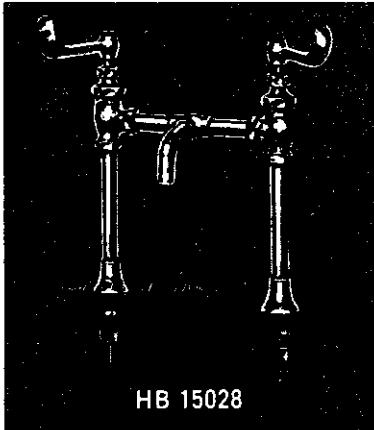
no.	description	HN 95005	HN 95006	HN 95006-A	HN 95010	HN 95010-A	HN 95014	HN 95014-A	HN 95002-TA
1	Button - Specify Index	55906-02	55906-02	55906-02	55906-02	55906-02	55906-02	55906-02	55906-02
2	Handle Screw	264-17	264-17	264-17	264-17	264-17	264-17	264-17	264-17
3	4" Wrist Handle	25657-02	25657-02	25657-02	-	-	-	-	-
3A	4" Arm Handle	-	-	-	25659-02	25659-02	25659-02	25659-02	25659-02
4	Bonnet	25174-02	25174-02	25174-02	25174-02	25174-02	25174-02	25174-02	25174-02
5	Escutcheon Holder	25173-04	25173-04	25173-04	25173-04	25173-04	25173-04	25173-04	25173-04
6	Escutcheon	679-32	679-32	679-32	679-32	679-32	679-32	679-32	679-32
7	Washer	446-27	446-27	446-27	446-27	446-27	446-27	446-27	446-27
8	Lock Nut	855-17	855-17	855-17	855-17	855-17	855-17	855-17	855-17
9	Stem Nut - R. H. Threads	72956-07	72956-07	72956-07	72956-07	72956-07	72956-07	72956-07	72956-07
	Stem Nut - L. H. Threads	72957-07	72957-07	72957-07	-	-	-	-	-
10	Stem w/swivel & Friction Ring - R. H. Threads	72969-04	72969-04	72969-04	72969-04	72969-04	72969-04	72969-04	72969-04
	Stem w/swivel & Friction Ring - L. H. Threads	72975-04	72975-04	72975-04	-	-	-	-	-
11	Friction Ring	246-37	246-37	246-37	246-37	246-37	246-37	246-37	246-37
12	Stop Ring	72959-07	72959-07	72959-07	72959-07	72959-07	72959-07	72959-07	72959-07
13	Diaphragm	72960-07	72960-07	72960-07	72960-07	72960-07	72960-07	72960-07	72960-07
14	Seat	862-14	862-14	862-14	862-14	862-14	862-14	862-14	862-14
15	Prong Washer	366-39	366-39	366-39	366-39	366-39	366-39	366-39	366-39
16	Lock Nut	25045-08	25045-08	25045-08	25045-08	25045-08	25045-08	25045-08	25045-08
17	Body w/seat	8163-08	8163-08	8163-08	8163-08	8163-08	8163-08	8163-08	8163-08
18	Coupling	24220-08	24220-08	24220-08	24220-08	24220-08	24220-08	24220-08	24220-08
19	Slip Joint Washer	1010-17	1010-17	1010-17	1010-17	1010-17	1010-17	1010-17	1010-17
20	Friction Ring	21391-08	21391-08	21391-08	21391-08	21391-08	21391-08	21391-08	21391-08
21	Slip Joint Nut	1231-27	1231-27	1231-27	1231-27	1231-27	1231-27	1231-27	1231-27
22	Tube - 8" Spread	25124-08	25124-08	25124-08	25124-08	25124-08	25124-08	25124-08	25124-08
22A	Tube -10" Spread	25125-08	25125-08	25125-08	25125-08	25125-08	25125-08	25125-08	25125-08
22B	Tube -12" Spread	25126-08	25126-08	25126-08	25126-08	25126-08	25126-08	25126-08	25126-08
23	Spout Cap	-	-	-	-	-	-	-	25453-02
24	Spout S/A w/Aerator *	-	-	-	-	-	-	-	5036-02
25	Lock Nut	24590-08	24590-08	24590-08	24590-08	24590-08	24590-08	24590-08	24590-08
26	Spout Tube	-	-	-	-	-	42827-08	42827-08	42827-08
27	"O" Ring	887-17	887-17	887-17	887-17	887-17	887-17	887-17	887-17
28	Upper Tee Part	62193-08	62193-08	62193-08	62193-08	62193-08	62193-08	62193-08	62193-08
29	Lower Tee Part	62192-08	62192-08	62192-08	62192-08	62192-08	62192-08	62192-08	62192-08
30	Packing Washer	677-37	677-37	677-37	677-37	677-37	677-37	677-37	677-37
31	Friction Washer	678-27	678-27	678-27	678-27	678-27	678-27	678-27	678-27
32	Packing Nut	674-27	674-27	674-27	674-27	674-27	674-27	674-27	674-27
33	Spray Body	65557-02	-	-	-	-	-	-	-
34	Face Washer	1336-17	-	-	-	-	-	-	-
35	Screen	27337-05	-	-	-	-	-	-	-
36	Spray Face	65559-02	-	-	-	-	-	-	-
37	Face Bolt	65560-02	-	-	-	-	-	-	-
38	Regulating Screw	27338-08	-	-	-	-	-	-	-
39	Washer	1325-07	-	-	-	-	-	-	-
40	Cap	40245-02	-	-	-	-	-	-	-
41	Plain End Gooseneck	-	42948-02	-	42948-02	-	-	-	-
	Plain End Gooseneck	-	-	-	-	-	42945-02	-	-
42	Gooseneck - Threaded End	42170-02	-	42170-02	-	42170-02	-	-	-
	Gooseneck - Threaded End	-	-	-	-	-	-	42947-02	-
43	Aerator Adapter	-	-	25715-02	-	25715-02	-	25715-02	-
44	Aerator	-	-	56110-02	-	56110-02	-	56110-02	-
45	Gooseneck Escutcheon	25881-02	25881-02	25881-02	-	-	-	-	-
46	Connecting Post	649-27	649-27	649-27	649-27	649-27	-	-	-
47	Sleeve For Chain	-	-	-	275-02	275-02	-	-	-
48	Chainstay Nut	-	-	-	28182-02	28182-02	-	-	-
49	Chain	-	-	-	1112-02	1112-02	-	-	-
50	Link	-	-	-	1128-22	1128-22	-	-	-
51	Rubber Stopper	-	-	-	1012-12	1012-12	-	-	-
52	Gooseneck Escutcheon	-	-	-	25882-02	25882-02	-	-	-
53	Rod & Knob	-	-	-	-	-	522-22	522-22	-
54	Lift Rod Guide	-	-	-	-	-	25452-02	25452-02	-
55	Spout Shank	-	-	-	-	-	25601-02	25601-02	-
56	Spray Head S/A	13410-02	-	-	-	-	-	-	-
57	Handle S/A - (Specify Index)	7857-02	7857-02	7857-02	-	-	-	-	-
	Handle S/A - (Specify Index)	-	-	-	7859-02	7859-02	7859-02	7859-02	7859-02
58	Aquaseal Trim w/Lock Nut - R.H. Threads	72970-04	72970-04	72970-04	72970-04	72970-04	72970-04	72970-04	72970-04
	Aquaseal Trim w/Lock Nut - L.H. Threads	72979-04	72979-04	72979-04	-	-	-	-	-
59	Aquaseal Trim Less Lock Nut - R.H. Threads	72971-04	72971-04	72971-04	72971-04	72971-04	72971-04	72971-04	72971-04
	Aquaseal Trim Less Lock Nut - L.H. Threads	72977-04	72977-04	72977-04	-	-	-	-	-
Sub-assemblies -									
Valve S/A - R.H. Thd. Stem - (Parts 14-16-17-58) - #6307-08									
Valve S/A - L.H. Thd. Stem - (Parts 14-16-17-58) - #6308-08									
Supply Tee S/A - 8" Centers - (Parts 22-27-28-29-30-31) - #4974-08									
Supply Tee S/A - 10" Centers - (Parts 22A-27-28-29-30-31) - #4975-08									
Supply Tee S/A - 12" Centers - (Parts 22B-27-28-29-30-31) - #4976-08									

* Spout Not Available Separately

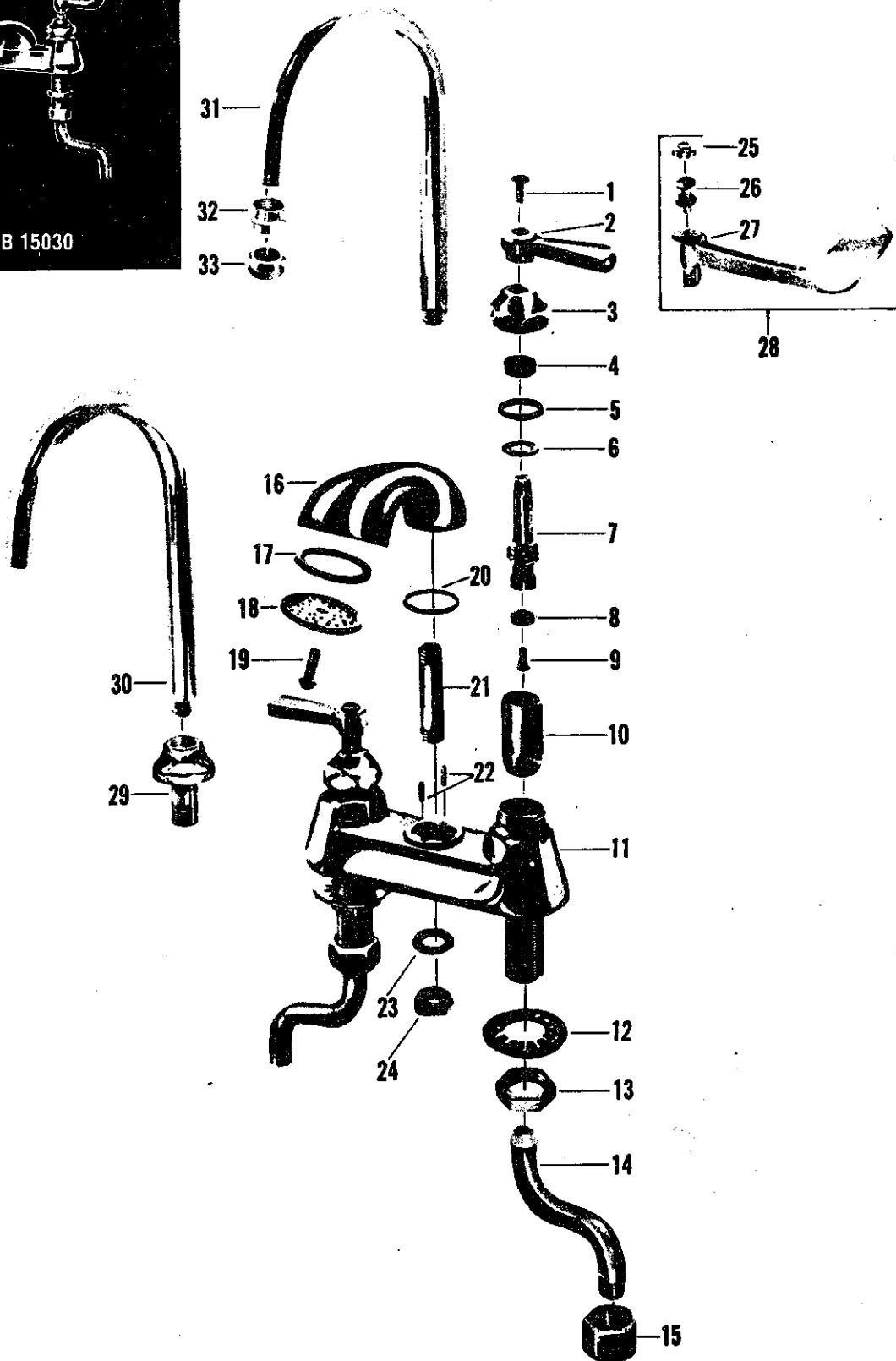

Note - For Drain Parts for HN 95005, HN 95006, HN 95006-A & HN 95002-TA - (Refer to HB 15577 on page 6-230

For Drain Parts for HN 95010 & HN 95010-A - (Refer to HB 15577-A (N 2522 Type) on page 6-230

For Drain Parts for HN 95014 & HN 95014-A - (Refer to HB 95169 (N 2542 Type) on page 6-102



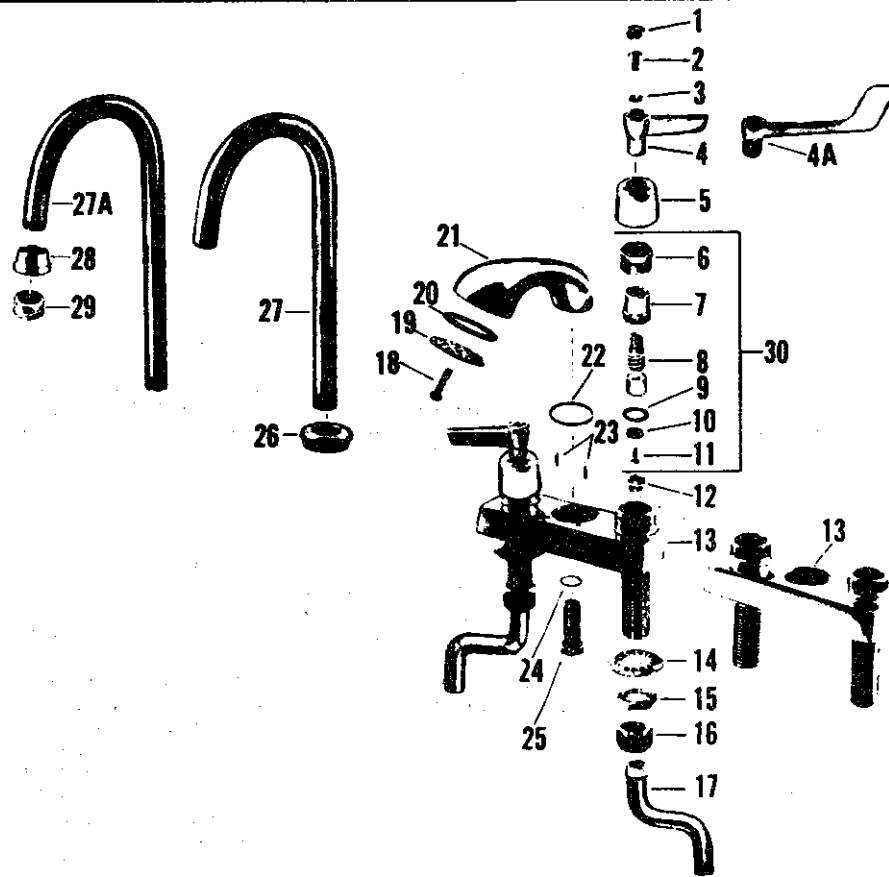

no.	description	HB 15024	HB 95024	HB 15028	HB 15028-A	HB 95028-A
1	Button - Specify Index	55906-02	55906-02	55906-02	55906-02	55906-02
2	Screw	297-37	-	297-37	297-37	-
2A	Screw w/lock washer	-	264-17	-	-	264-17
3	Lock Washer	269-09	-	269-09	269-09	-
4	Handle	429-12	-	429-12	429-12	-
	Handle	-	25657-02	-	-	25657-02
5	Stuffing Nut	25015-02	25015-02	25015-02	25015-02	25015-02
6	Packing	1311-07	1311-07	1311-07	1311-07	1311-07
7	S.B. Cap	19017-02	19017-02	19017-02	19017-02	19017-02
8	Cap Washer	1044-07	1044-07	1044-07	1044-07	1044-07
9	Brass Washer	21625-08	21625-08	21625-08	21625-08	21625-08
10	Stem w/washer & Screw - R.H. Thds. - Hot Side	20735-02	20735-02	20735-02	20735-02	20735-02
	Stem w/washer & Screw - L.H. Thds. - Cold Side	21452-02	21452-02	21452-02	21452-02	21452-02
11	Seat Washer	441-07	441-07	441-07	441-07	441-07
12	Seat Washer Screw	159-17	159-17	159-17	159-17	159-17
13	Re-Nu Sleeve - R.H. Thds. - Hot Side	20336-08	20336-08	20336-08	20336-08	20336-08
	Re-Nu Sleeve - L.H. Thds. - Cold Side	20563-08	20563-08	20563-08	20563-08	20563-08
14	Stop Body	19982-02	19982-02	19982-02	19982-02	19982-02
15	Riser Pipe	43075-02	43075-02	43075-02	43075-02	43075-02
16	Shank	65527-02	65527-02	65527-02	65527-02	65527-02
17	Friction Washer	54538-09	54538-09	54538-09	54538-09	54538-09
18	Lock Nut	300-27	300-27	300-27	300-27	300-27
19	Swivel	95-15	-	95-15	95-15	-
20	Swivel Nut	24220-08	24220-08	24220-08	24220-08	24220-08
21	Pipe - 2 1/4" Long - For 8" Centers	38649-02	38649-02	38649-02	38649-02	38649-02
	Pipe - 3 1/4" Long - For 10" Centers	41780-02	41780-02	41780-02	41780-02	41780-02
	Pipe - 4 1/4" Long - For 12" Centers	42518-02	42518-02	42518-02	42518-02	42518-02
22	Tee	36420-02	36420-02	36420-02	36420-02	36420-02
23	Spout - (HB 15028)	-	-	65737-02	-	-
24	Spout - (HB 15024-HB 95024-HB 15028-A & HB 95028-A)	65580-02	65580-02	-	65580-02	65580-02
25	Aerator Adapter	-	-	-	25717-02	25717-02
26	Aerator	-	-	-	56110-02	56110-02
27	Spray Head	65558-02	65558-02	-	-	-
28	Screen	27337-05	27337-05	-	-	-
29	Face Washer	1336-17	1336-17	-	-	-
30	Face	65559-02	65559-02	-	-	-
31	Face Bolt	65560-02	65560-02	-	-	-
32	Regulating Screw	27338-08	27338-08	-	-	-
33	Cap Washer	1325-07	1325-07	-	-	-
34	Regulating Cap	40245-02	40245-02	-	-	-
35	Spray Head S/A	13411-02	13411-02	-	-	-
36	Handle S/A - (Parts 1-2-3-4) - Specify Index	9866-02	-	9866-02	9866-02	-
	Handle S/A - (Parts 1-2A-4) - Specify Index	-	7857-02	-	-	7857-02



no.	Description	HB 15030	HB 15031	HB 15022	HB 15022-A
1	Handle Screw	-	173-01	173-01	173-01
2	Handle - Specify Index	-	214-12	214-12	214-12
3	Cap	21437-02	21437-02	21437-02	21437-02
4	Stem Packing	1311-07	1311-07	1311-07	1311-07
5	Cap Washer	1044-07	1044-07	1044-07	1044-07
6	Brass Washer	21625-08	21625-08	21625-08	21625-08
7	Stem w/washer & Screw - Cold - L.H. Thd.	21451-02	21451-02	21451-02	21451-02
	Stem w/washer & Screw - Hot - R.H. Thd.	20731-02	20731-02	20731-02	20731-02
8	Seat Washer	441-07	441-07	441-07	441-07
9	Seat Washer Screw	159-17	159-17	159-17	159-17
10	Re-Nu Sleeve - Cold - L.H. Thd.	20563-08	20563-08	20563-08	20563-08
	Re-Nu Sleeve - Hot - R.H. Thd.	20336-08	20336-08	20336-08	20336-08
11	Body w/shanks	13725-02	13725-02	13725-02	13725-02
12	Friction Washer	54538-09	54538-09	54538-09	54538-09
13	Lock Nut	300-27	300-27	300-27	300-27
14	Offset Coupling	69-25	69-25	69-25	69-25
15	Coupling Nut	24220-08	24220-08	24220-08	24220-08
16	Spout	62190-02	62190-02	-	-
17	Spray Face Washer	1064-07	1064-07	-	-
18	Spray Face	62189-02	62189-02	-	-
19	Screw	48-12	48-12	-	-
20	Washer	142-07	142-07	142-07	142-07
21	Spout Post	62191-08	62191-08	-	-
22	Pin	278-37	278-37	278-37	278-37
23	Washer	103-27	103-27	103-27	103-27
24	Lock Nut	101-27	101-27	101-27	101-27
25	Index Button - Specify Index	55906-02	-	-	-
26	Screw w/lock Washer	264-17	-	-	-
27	Handle	25657-02	-	-	-
28	Handle S/A - Specify Index	7857-02	-	-	-
29	Spout Shank	-	-	65513-02	65513-02
30	Gooseneck - Plain End	-	-	66061-02	-
31	Gooseneck - Threaded End	-	-	-	42170-02
32	Adapter for Aerator	-	-	-	25715-02
33	Aerator	-	-	-	56110-02

Note - for Integral Grid Drain for HB 15031 refer to HB 15577 on page 6-230

For Beehive Grid Drain for HB 15030 refer to HB 15577-B on page 6-228



NO.	description	HB 95030	HB 95031	HB 95022	HB 95022-A
1	Index Button - Specify Index	55906-02	55906-02	55906-02	55906-02
2	Screw	297-37	297-37	297-37	297-37
3	Lock Washer	269-09	269-09	269-09	269-09
4	Handle	429-12	-	-	-
4A	Handle	-	417-22	417-22	417-22
5	Bonnet	474-32	474-32	474-32	474-32
6	Lock Nut	855-17	855-17	855-17	855-17
7	Stem Nut - Cold Side - L.H. Thread	857-17	857-17	857-17	857-17
	Stem Nut - Hot Side - R.H. Thread	854-17	854-17	854-17	854-17
8	Stem w/washer & Screw - Cold - L.H. Thread	856-14	856-14	856-14	856-14
	Stem w/washer & Screw - Hot - R.H. Thread	853-14	853-14	853-14	853-14
9	"O" Ring	886-17	886-17	886-17	886-17
10	Seat Washer	858-17	858-17	858-17	858-17
11	Seat Washer Screw	759-27	759-27	759-27	759-27
12	Seat	862-14	862-14	862-14	862-14
13	Body w/shanks & Seats	8107-02	8107-02	-	-
	Body w/shanks & Seats	-	-	8331-02	8331-02
14	Friction Washer	54538-09	54538-09	54538-09	54538-09
15	Lock Nut	300-27	300-27	300-27	300-27
16	Coupling Nut	24220-08	24220-08	24220-08	24220-08
17	1/4" S.P.S. Offset Swivel	69-25	69-25	69-25	69-25
18	Screw	48-12	48-12	-	-
19	Spray Face	62189-02	62189-02	-	-
20	Face Washer	1064-07	1064-07	-	-
21	Spout	25761-02	25761-02	-	-
22	Spout Washer	847-17	847-17	-	-
23	Pin	278-37	278-37	-	-
24	Washer	848-17	848-17	-	-
25	Spout Post	1331-27	1331-27	-	-
26	Gooseneck Escutcheon	-	-	25923-02	25923-02
27	Gooseneck - Plain End	-	-	66061-02	-
27A	Gooseneck - Threaded End	-	-	-	65756-02
28	Adapter for Aerator	-	-	-	25715-02
29	Aerator	-	-	-	56110-02
30	Stem Assembly - R.H.	6079-04	6079-04	6079-04	6079-04
	Stem Assembly - L.H.	6080-04	6080-04	6080-04	6080-04
	Handle S/A - (Parts 1-2-3-4A) - Specify Index	9866-02	-	-	-

Note - For Integral Grid Drain for HB 95031 - refer to HB 15577 on page 6-230
 For Beehive Grid Drain for HB 95030 - refer to HB 15577-B on page 6-228

KISSLER & CO., INC.

O RING ASSORTMENT	540-0201	200 PCS.
--------------------------	-----------------	-----------------

O RING ASSORTMENT	540-0151	150 PCS.
--------------------------	-----------------	-----------------

HANDLE SCREW ASSORTMENT	540-0221	290 PCS.
--------------------------------	-----------------	-----------------

BIBB SCREW ASSORTMENT	540-0222	180 PCS.
------------------------------	-----------------	-----------------

DIVERTER WASHER ASSORTMENT	570-0001	145 PCS.
-----------------------------------	-----------------	-----------------

FLAT BIBB WASHER ASSORTMENT	540-5001	280 PCS.
------------------------------------	-----------------	-----------------

BIBB SEAT ASSORTMENT	555-1120	120 PCS.
-----------------------------	-----------------	-----------------

BONNET PACKING CAP GASKET ASSORTMENT	540-0112	440 PCS.
---	-----------------	-----------------

1-800-KISSLER

KISSLER & CO., INC.
We duplicate any part regardless of age

Quality Repair Parts Since 1923.
If You Don't See It, Ask!


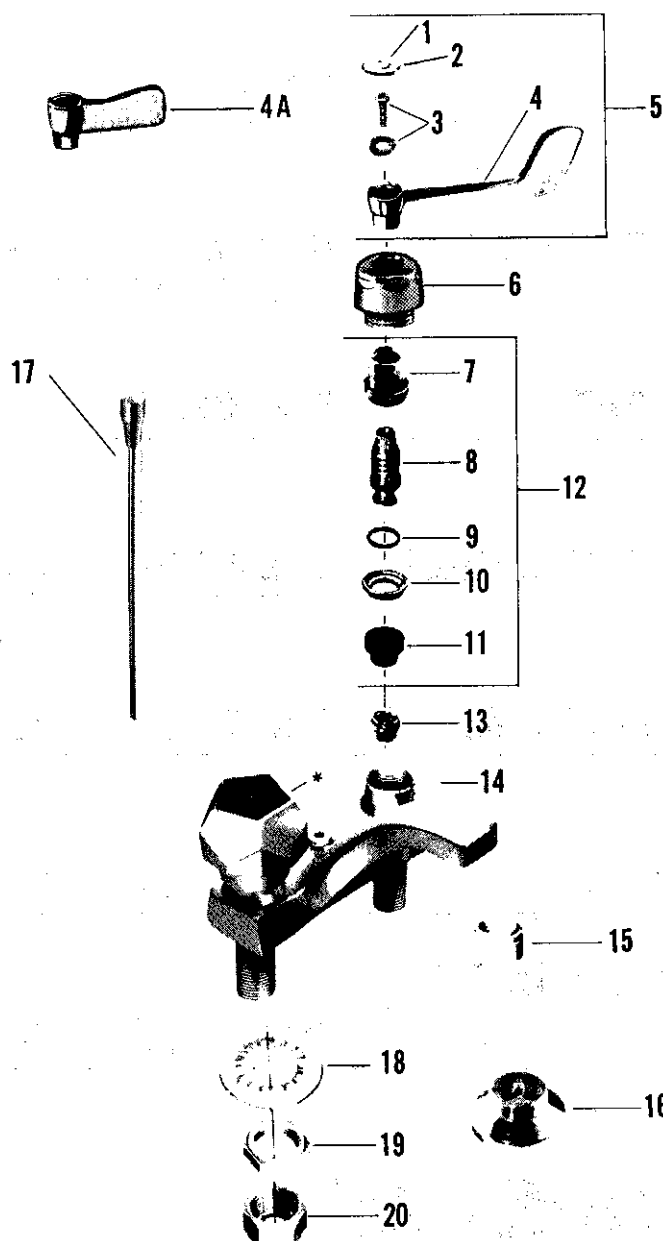
333 South Van Brunt Street
P.O. Box 9811, Englewood, NJ 07631
NJ: 201/569-5600 NY: 212/933-3800

The Source For Plumbing Repair Parts

Centerset Lavatory Fittings

Aquaseal

KISSLER & CO., INC.



no.	description	part no.	2103 .620	2103 .638	2103 .786	no.	description	part no.	2103 .620	2103 .638	2103 .786
1	BUTTON 'H' RED	1837-023				10	STOP RING (STEEL)	72990-07			
2	BUTTON 'C' BLUE	1838-021				11	DIAPHRAGM (2)	72940-07			
3	HANDLE SCREW	38342-07				12	AQUASEAL TRIM S/A R.H.	72950-17			
4	4" WRIST HDLE	429-12●					AQUASEAL TRIM S/A L.H.	72951-17			
4A	LEVER HDLE	417-22					AQUASEAL TRIM S/A R.H.	72991-17			
5	4" HDLE S/A 'C'	7887-021					AQUASEAL TRIM S/A L.H.	72992-17			
	4" HDLE S/A 'H'	7887-023				13	SEAT-BRASS 868-14, MONEL	863-27			
6	BONNET	25185-02				14	BODY *	70672-02●			
7	R.H. STEM NUT	72956-07				15	AERATOR	56135-02			
	L.H. STEM NUT	72957-07				16	SPRAY	5450-02			
8	R.H. STEM S/A	72952-07●				17	ROD & KNOB S/A	70661-02			
	L.H. STEM S/A	72953-07●				18	FRIC. WASHER	54538-09			
9	FRICITION RING	246-37				19	LOCKNUT	300-27			
10	STOP RING (BRASS)	72959-07				20	CPLG NUT	24220-07			

FOR POP-UP DRAIN PARTS-REFER TO PAGE 2-101

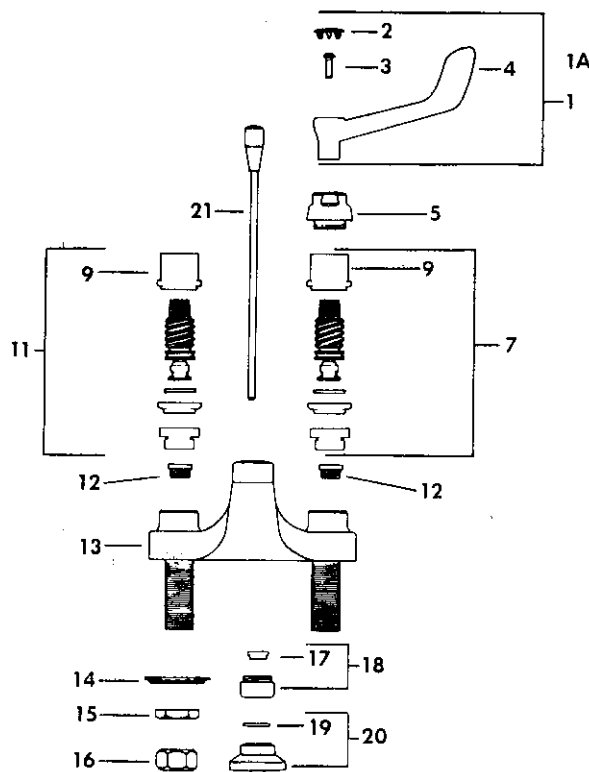
*HANDLE SHOWN ON BODY AVAILABLE ON REGULAR HERITAGE 2103 SERIES CENTERSET

● NOT AVAILABLE

KISSLER & CO., INC.

AMERICAN-STANDARD Plumbing Fittings Replacement Parts

HERITAGE® Centerset Faucet—2103 series



2103.620
2103.786

Item No.	Part No.	Description	Item No.	Part No.	Description
1.	7887.021	Handle S/A—4" 'C'	12.	862.14	Seat, brass
	7887.02	Handle S/A—4" 'H'		863.27	Seat, monel
1A.	8687.02	Handle S/A ('H' and 'C')	13.*	70670.02	Body
2.	1838.021	Index button (colored 'C')	14.	754.19	Washer
	1837.023	Index button (colored 'H')	15.	300.27	Nut
3.	38342.07	Screw	16.	24220.07	Swivel nut
4.*	429.12	Handle 4"	17.*	34173.07	Flow restrictor
5.	28343.02	Bonnet	18.	34171.02	Aerator
7.	72992.17	Aquaseal trim, (stainless steel stop ring, left hand thread)	19.	38365.07	Washer
8.	72957.07	Stem nut (LH thread)	20.	5454.02	Spray
9.	72956.07	Stem nut (RH Thread)	21.	70661.02	Lift rod S/A
11.	72991.17	Aquaseal trim, (stainless steel stop ring, right hand thread)			

*Not available as repair part

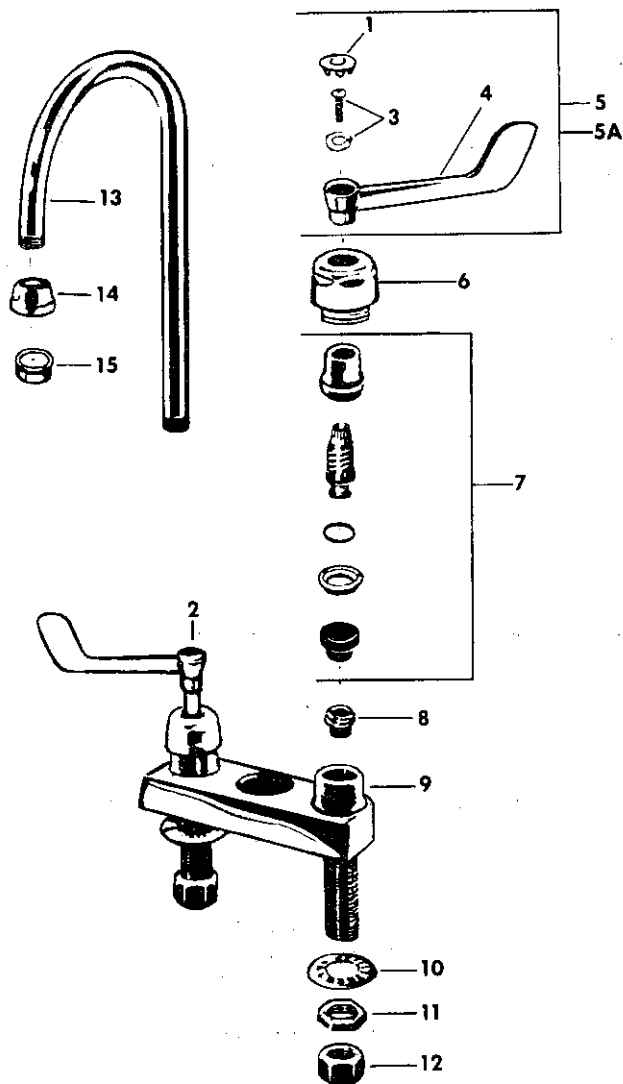

For Aquaseal trim, see page 7-9
For lavatory drain, see page 2-100

Order by part number

KISSLER & CO., INC.

AMERICAN-STANDARD Plumbing Fittings Replacement Parts

HERITAGE® Centerset Lavatory Faucet—7516.172

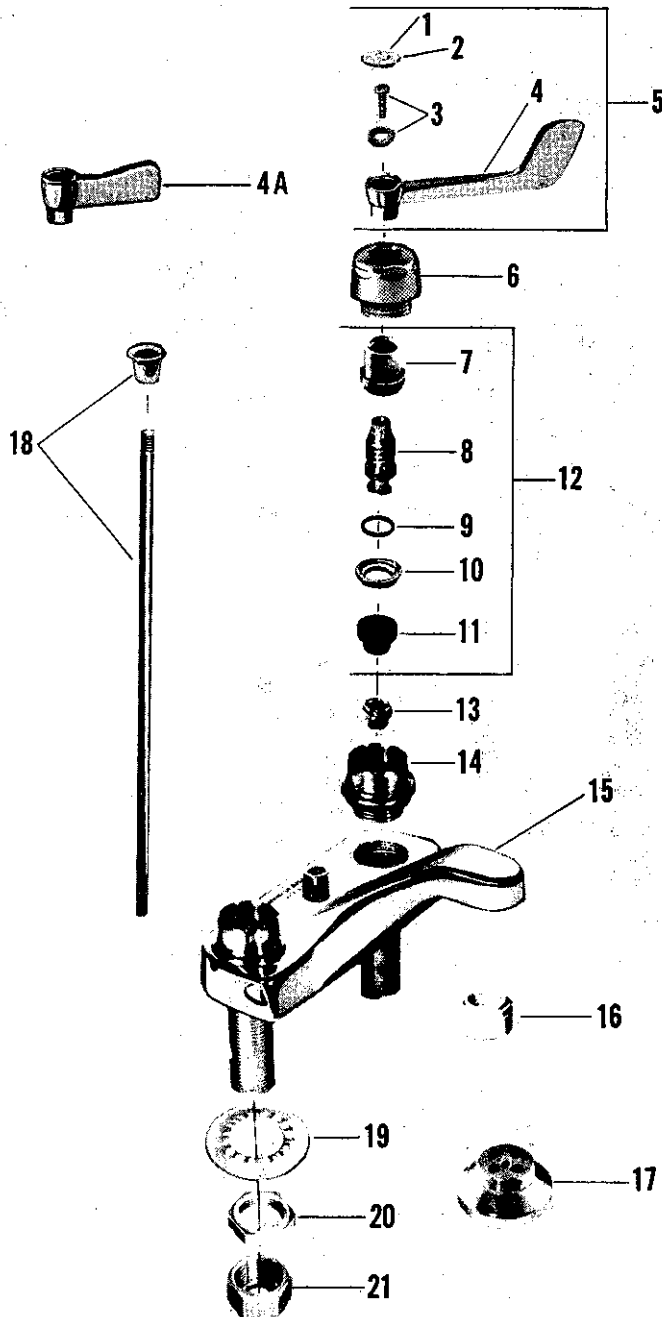


Item No.	Part No.	Description
1.	1838.021	Button Index 'C'
2.	1837.023	Button Index 'H'
3.	38342.07	Screw w/lock washer
4.	429.12*	Handle 4" wrist
5.	7887.021	Handle S/A 'C'
5A.	7887.023	Handle S/A 'H'
6.	28343.02	Bonnet
7.	72991.17	Aquaseal trim S/A hot R.H.
	72992.17	Aquaseal trim S/A cold L.H.
8.	862.14	Seat
9.	3014.02*	Body & Shank S/A
10.	754.19	Washer
11.	300.27	Locknut
12.	24220.07	Coupling nut
13.	42936.02	Gooseneck
14.	25715.04	Adaptor
15.	34171.02	Aerator S/A

*Not available

For Aquaseal trim, see page 7-9

Order by part number



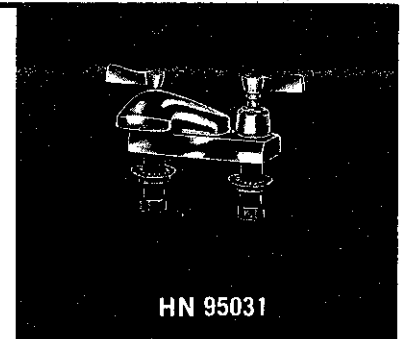
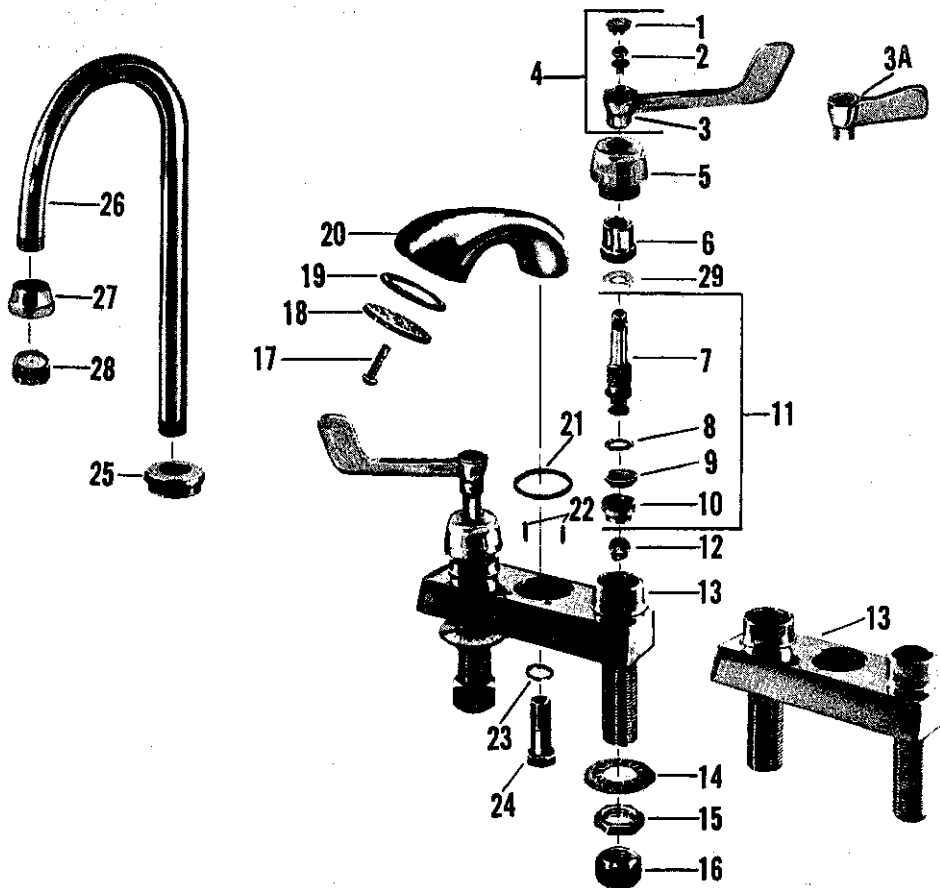
2103.307 (2101.459)

2103.315 (2107.175)

2103.323 (2107.167)

no.	description	2103.307 (2101.459)	2103.323 (2107.167)	2103.315 (2107.175)	no.	description	2103.307 (2101.459)	2103.323 (2107.167)	2103.315 (2107.175)
1	Button - "H" color: Red	1837-023	1837-023	1837-023	11	Diaphragm (2)	72940-07	72940-07	72940-07
2	Button - "C" color: Blue	1838-021	1838-021	1838-021	12	Aquaseal Trim S/A - Hot - R.H.	-	72950-17	-
3	Handle Screw w/ Lock Washer	264-17	264-17	264-17		Aquaseal Trim S/A - Cold - L.H.	-	72951-17	-
4	Handle - 4" Wrist	25657-02*	-	25657-02*		Aquaseal Trim S/A - Hot - R.H.	72991-17	-	72991-17
4A	Handle	-	417-22	-		Aquaseal Trim S/A - Cold - L.H.	72992-17	-	72992-17
5	Handle S/A - Specify "H" or "C"	9866-02	-	9866-02	13	Seat	Brass 862-14, Monel 863-27	-	-
6	Bonnet	25185-02	25185-02	25185-02	14	Bonnet & "O" Ring S/A	61531-04	61531-04	61531-04
7	Stem Nut - Hot - R.H. Thread	72956-07	72956-07	72956-07	15	Body S/A	-	61529-02*	61529-02*
8	Stem Nut - Cold - L.H. Thread	72957-07	72957-07	72957-07		Body S/A	61526-02*	-	-
8	Stem w/Swivel & Friction Ring - Hot - R.H. Thread	72952-07*	72952-07*	72952-07*	16	Aerator	56135-02	-	-
	Stem w/Swivel & Friction Ring - Cold - L.H. Thread	72953-07*	72953-07*	72953-07*	17	Spray	-	5450-02	5450-02
9	Friction Ring	246-37	246-37	246-37	18	Lift Rod w/Knob	61052-02	-	-
10	Stop Ring (Brass)	-	72959-07	-	19	Friction Washer	54538-09	54538-09	54538-09
	Stop Ring (Stn. Steel)	72990-07	-	72990-07	20	Locknut	300-27	300-27	300-27
					21	Swivel Nut	24220-07	24220-07	24220-07

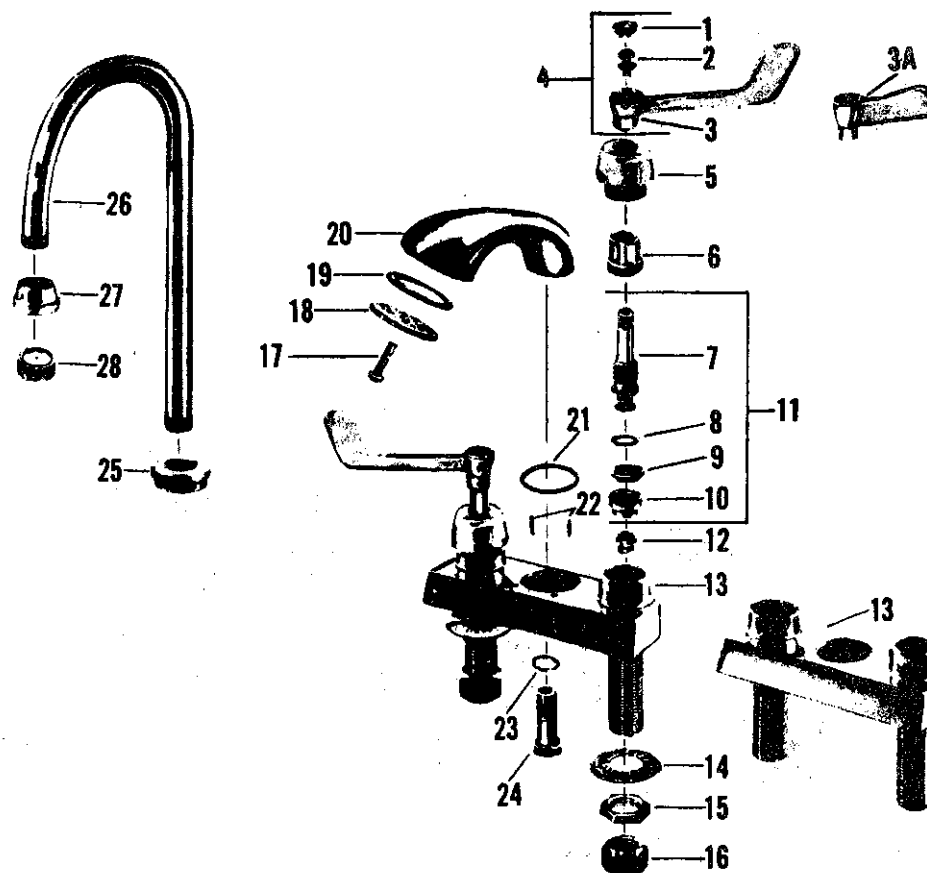
Repair Kits: Parts 12 & 13 - H & C Sides for 2103.307 & 2103.315 - #12973-09 • NOT AVAILABLE
 Parts 12 & 13 - Hot Side only for 2103.307 & 2103.315 - #12974-09
 Parts 12 & 13 - Cold Side only for 2103.307 & 2103.315 - #12975-09
 Parts 12 & 13 - H & C Sides for 2103.323 - #12938-09
 Parts 12 & 13 - Hot Side only for 2103.323 - #12955-09
 Parts 12 & 13 - Cold Side only for 2103.323 - #12956-09



no.	description	HN 95030	HN 95031	HN 95022-A	HN 95023-A
1	Button - Index	← 1837-023 ("H"), 1838-021 ("C") →			
2	Screw w/lock washer	264-17	264-17	264-17	264-17
3	Handle	25657-02*	-	-	25657-02*
3A	Handle	-	25656-02*	25656-02*	-
4	Handle S/A - Specify Index	7897-02	-	-	7897-02
5	Bonnet	25175-02	25175-02	25175-02	25175-02
6	Stem Nut - Cold - L.H. Thread	72957-07	72957-07	72957-07	72957-07
	Stem Nut - Hot - R.H. Thread	72956-07	72956-07	72956-07	72956-07
7	Stem w/swivel & Friction Ring - Cold - L.H.	72975-04*	72975-04*	72975-04*	72975-04*
	Stem w/swivel & Friction Ring - Hot - R.H.	72969-04*	72969-04*	72969-04*	72969-04*
8	Friction Ring	246-37	246-37	246-37	246-37
9	Stop Ring	72959-07	72959-07	72959-07	72959-07
10	Diaphragm (2)	72940-07	72940-07	72940-07	72940-07
11	Aqua Seal Trim S/A - Cold - L.H.	72977-04	72977-04	72977-04	72977-04
	Aqua Seal Trim S/A - Hot - R.H.	72971-04	72971-04	72971-04	72971-04
12	Seat	← Brass 862-14, Monel 863-27 →			
13	Body w/shanks & Seats	8332-02*	8332-02*	-	-
	Body w/shanks & Seats	-	-	8333-02*	8333-02*
14	Friction Washer	54538-09	54538-09	54538-09	54538-09
15	Lock Nut	300-27	300-27	300-27	300-27
16	Coupling Nut	24220-07	24220-07	24220-07	24220-07
17	Screw	48-12	48-12	-	-
18	Spray Face	62189-02	62189-02	-	-
19	Face Washer	1064-07	1064-07	-	-
20	Spout	25761-02*	25761-02*	-	-
21	Spout Washer	847-17	847-17	-	-
22	Pin	278-37	278-37	-	-
23	Washer	848-17*	848-17*	-	-
24	Spout Post	1331-27*	1331-27*	-	-
25	Spout Escutcheon	-	-	25923-02	25923-02
26	Gooseneck	-	-	65756-02	65756-02
27	Adapter for Aerator	-	-	25715-02	25715-02
28	Aerator	-	-	56135-02	56135-02
29	Washer	1811-07	1811-07	1811-07	1811-07
	Handle S/A - (Parts 1-2-3A) - Specify Index	-	7896-02	7896-02	-

• NOT AVAILABLE

Repair Kit consisting of (2) each parts 11 & 12 for Hot & Cold Sides - #12976-09
 Repair Kit consisting of (1) each parts 11 & 12 for Hot Side only - #12977-09
 Repair Kit consisting of (1) each parts 11 & 12 for Cold Side only - #12978-09



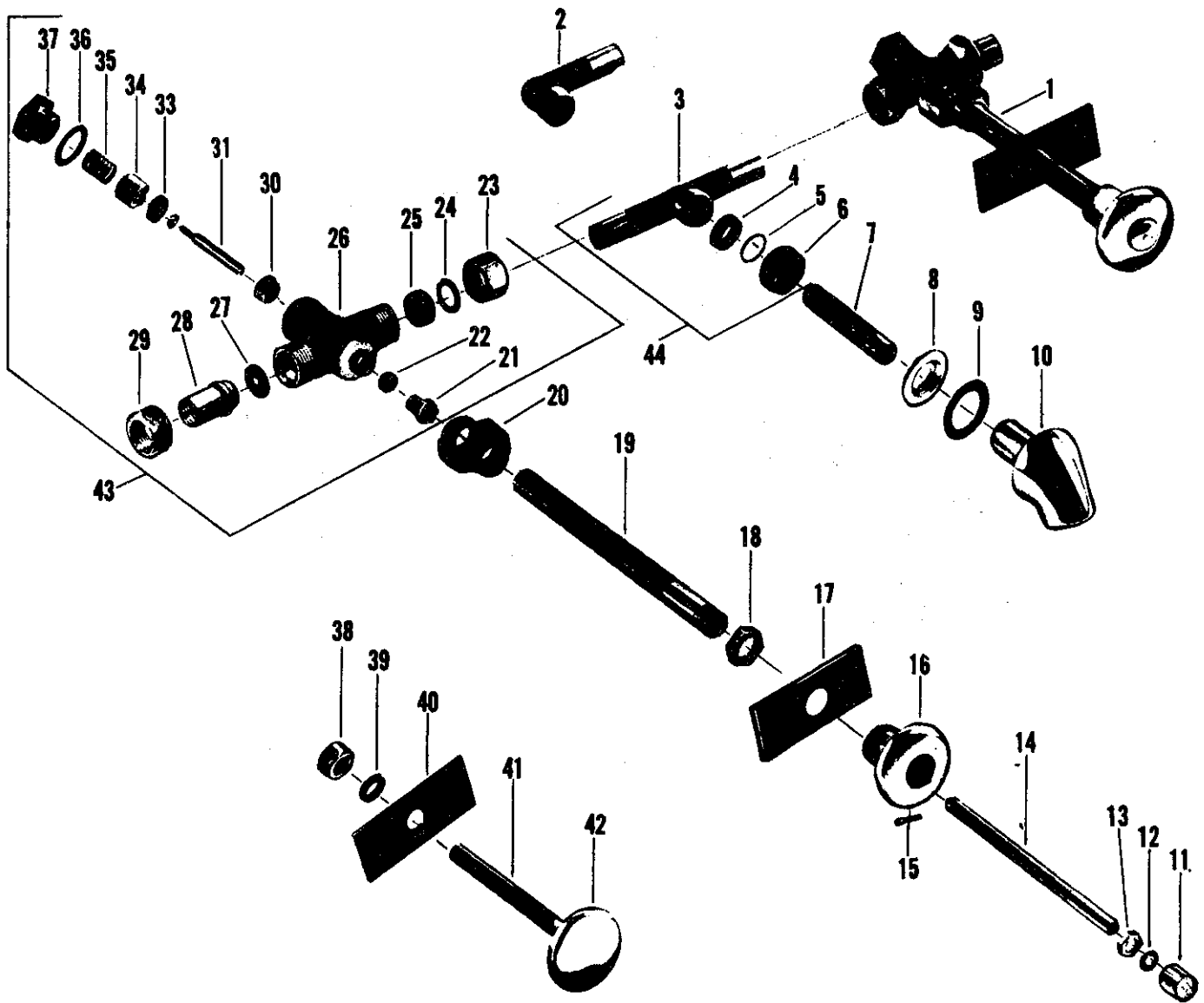

no.	description	HN 95030	HN 95031	HN 95022-A	HN 95023-A
1	Button - Specify Index	55906-02	55906-02	55906-02	55906-02
2	Screw w/lock washer	264-17	264-17	264-17	264-17
3	Handle	25657-02	-	-	25657-02
3A	Handle	-	25656-02	25656-02	-
4	Handle S/A - Specify Index	7857-02	-	-	7857-02
5	Bonnet	25175-02	25175-02	25175-02	25175-02
6	Stem Nut - Cold - L.H. Thread	72957-07	72957-07	72957-07	72957-07
	Stem Nut - Hot - R.H. Thread	72956-07	72956-07	72956-07	72956-07
7	Stem w/swivel & Friction Ring - Cold - L.H.	72975-04	72975-04	72975-04	72975-04
	Stem w/swivel & Friction Ring - Hot - R.H.	72969-04	72969-04	72969-04	72969-04
8	Friction Ring	246-37	246-37	246-37	246-37
9	Stop Ring	72959-07	72959-07	72959-07	72959-07
10	Diaphragm	72960-07	72960-07	72960-07	72960-07
11	Aquaseal Trim S/A - Cold - L.H.	72977-04	72977-04	72977-04	72977-04
	Aquaseal Trim S/A - Hot - R.H.	72971-04	72971-04	72971-04	72971-04
12	Seat	862-14	862-14	862-14	862-14
13	Body w/shanks & Seats	8332-02	8332-02	-	-
	Body w/shanks & Seats	-	-	8333-02	8333-02
14	Friction Washer	54538-09	54538-09	54538-09	54538-09
15	Lock Nut	300-27	300-27	300-27	300-27
16	Coupling Nut	24220-08	24220-08	24220-08	24220-08
17	Screw	48-12	48-12	-	-
18	Spray Face	62189-02	62189-02	-	-
19	Face Washer	1064-07	1064-07	-	-
20	Spout	25761-02	25761-02	-	-
21	Spout Washer	847-17	847-17	-	-
22	Pin	278-37	278-37	-	-
23	Washer	848-17	848-17	-	-
24	Spout Post	1331-27	1331-27	-	-
25	Spout Escutcheon	-	-	25923-02	25923-02
26	Gooseneck	-	-	65756-02	65756-02
27	Adapter for Aerator	-	-	25715-02	25715-02
28	Aerator	-	-	56110-02	56110-02
	Handle S/A - (Parts 1-2-3A) - Specify Index	-	7856-02	7856-02	-

Note - For Integral Grid Drain for HN 95023-A and HN 95031 refer to HB 15577 on page 2-230
For Beehive Grid Drain for HN 95030 refer to HB 15577-B on page 2-228

Lavatory Fittings

Push Button

KISSLER & CO., INC.

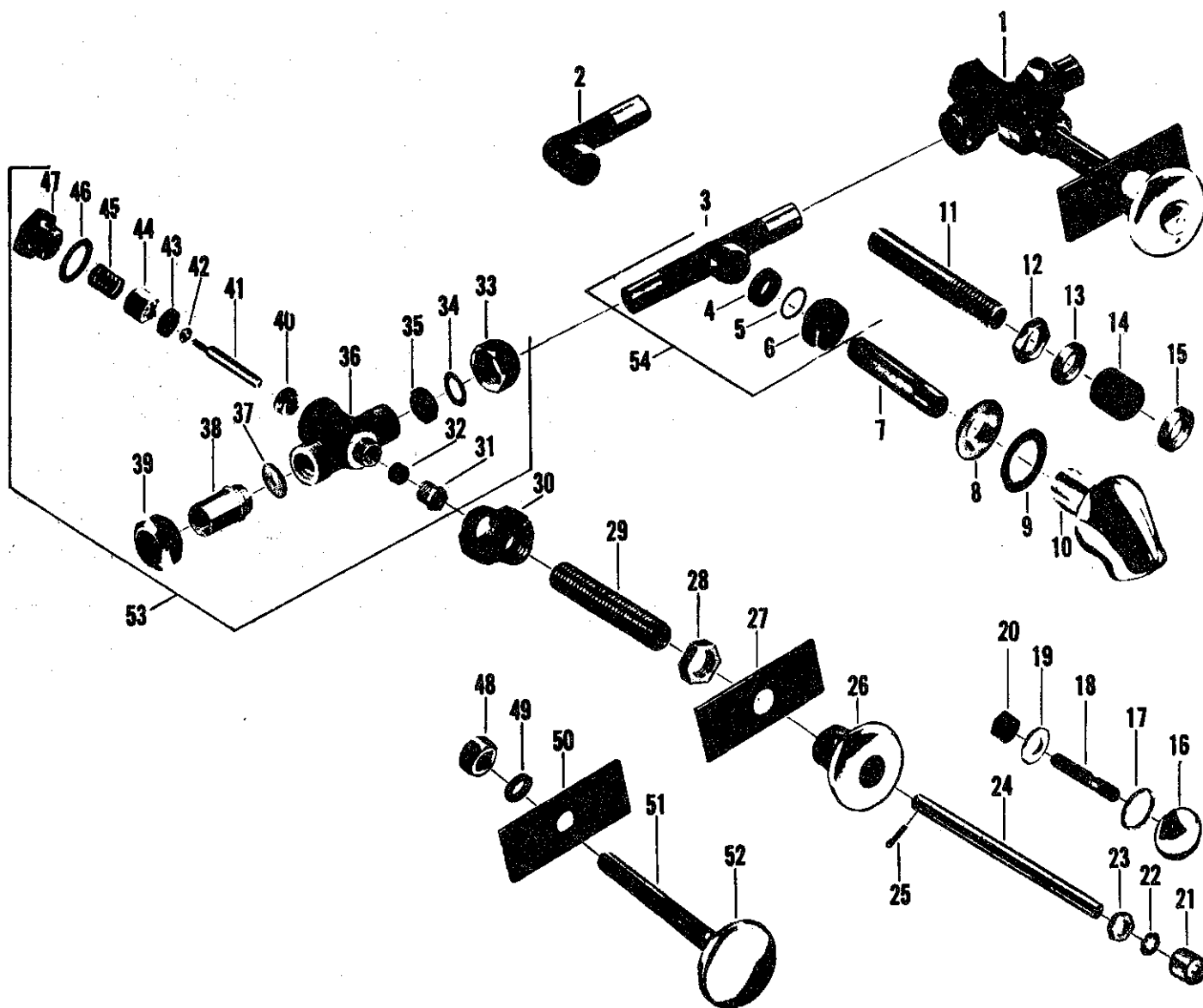



no.	description	KN 15058	KN 15059	no.	description	KN 15058	KN 15059
1	Valve S/A - For Up to 2" Wall - Specify Index	4411-02	4411-02	19	Spacer Pipe - 5 9/16" Long	44799-08	44799-08
	Valve S/A - For 2" to 3" Wall - Specify Index	4412-02	4412-02		Spacer Pipe - 6 9/16" Long	44798-08	44798-08
	Valve S/A - For 3" to 4" Wall - Specify Index	4413-02	4413-02		Spacer Pipe - 7 9/16" Long	44797-08	44797-08
	Valve S/A - For 4" to 5" Wall - Specify Index	4414-02	4414-02		Spacer Pipe - 8 9/16" Long	44796-08	44796-08
	Valve S/A - For 5" to 6" Wall - Specify Index	4415-02	4415-02		Spacer Pipe - 9 9/16" Long	44795-08	44795-08
	Valve S/A - For 6" to 7" Wall - Specify Index	4416-02	4416-02		Spacer Pipe - 10 9/16" Long	44794-08	44794-08
	Valve S/A - For 7" to 8" Wall - Specify Index	4417-02	4417-02		Spacer Pipe - 11 9/16" Long	44800-08	44800-08
	Valve S/A - For 8" to 9" Wall - Specify Index	4399-02	4399-02		Spacer Pipe - 12 9/16" Long	44792-08	44792-08
2	Supply Ell	-	35008-08	20	Yoke	62204-08	62204-08
3	Supply Tee	26934-08	-	21	Packing Nut	25009-08	25009-08
4	Slip Joint Washer	117-07	117-07	22	Packing	707-27	707-27
5	Friction Ring	359-07	359-07	23	Slip Joint Nut	24202-08	24202-08
6	Slip Joint Nut	24202-08	24202-08	24	Friction Ring	359-07	359-07
7	Spout Pipe - For Up to 2" Wall	42928-08	42928-08	25	Slip Joint Washer	117-07	117-07
	Spout Pipe - For 2" to 3" Wall	42931-08	42931-08	26	Body w/seat	8328-08	8328-08
	Spout Pipe - For 3" to 4" Wall	41204-08	41204-08	27	Flow Restricting Disc	308-17	308-17
	Spout Pipe - For 4" to 5" Wall	42929-08	42929-08	28	Coupling	23984-08	23984-08
	Spout Pipe - For 5" to 6" Wall	42926-08	42926-08	29	Coupling Nut	24207-08	24207-08
	Spout Pipe - For 6" to 7" Wall	42930-08	42930-08	30	Seat	32949-08	32949-08
	Spout Pipe - For 7" to 8" Wall	42927-08	42927-08	31	Lower Stem	32947-08	32947-08
	Spout Pipe - For 8" to 9" Wall	42932-08	42932-08	32	Brass Washer	21356-08	21356-08
8	Spout Lock Nut	24409-08	24409-08	33	Seat Washer	42-17	42-17
9	Friction Washer	20647-09	20647-09	34	Seat Washer Holder	60055-08	60055-08
10	Spout	22233-02	22233-02	35	Spring	761-27	761-27
11	Push Button - Specify Index	60060-02	60060-02	36	Cap Washer	116-07	116-07
12	Lock Washer	266-09	266-09	37	Blank Cap	60053-08	60053-08
13	Stem Lock Nut	25035-08	25035-08	38	Nut	-	302-07
14	Upper Stem - 7 1/16" Long	21892-08	21892-08	39	Lock Washer	-	434-09
	Upper Stem - 8 1/16" Long	21893-08	21893-08	40	Bar	-	20822-08
	Upper Stem - 9 1/16" Long	21894-08	21894-08	41	Stud - For Up to 2" Wall	-	46044-08
	Upper Stem - 10 1/16" Long	21895-08	21895-08		Stud - For 2" to 3" Wall	-	49914-08
	Upper Stem - 11 1/16" Long	21896-08	21896-08		Stud - For 3" to 4" Wall	-	46045-08
	Upper Stem - 12 1/16" Long	21897-08	21897-08		Stud - For 4" to 5" Wall	-	49915-08
	Upper Stem - 13 1/16" Long	21898-08	21898-08		Stud - For 5" to 6" Wall	-	46046-08
	Upper Stem - 14 1/16" Long	21904-08	21904-08		Stud - For 6" to 7" Wall	-	49916-08
15	Cotter Pin	1119-17	1119-17		Stud - For 7" to 8" Wall	-	46047-08
16	Push Button Flange	60059-02	60059-02		Stud - For 8" to 9" Wall	-	46049-08
17	Steel Bar	20845-08	20845-08	42	Blank Flange	-	60061-02
18	Lock Nut	225-17	225-17	43	Valve Body S/A	4466-08	4466-08
				44	Supply Tee S/A	12498-08	-
Sub-assemblies -							
Supply S/A - (Parts 2-4-5-6) - #12499-08							

Lavatory Fittings

Push Button

KISSLER & CO., INC.



KISSLER & CO., INC.

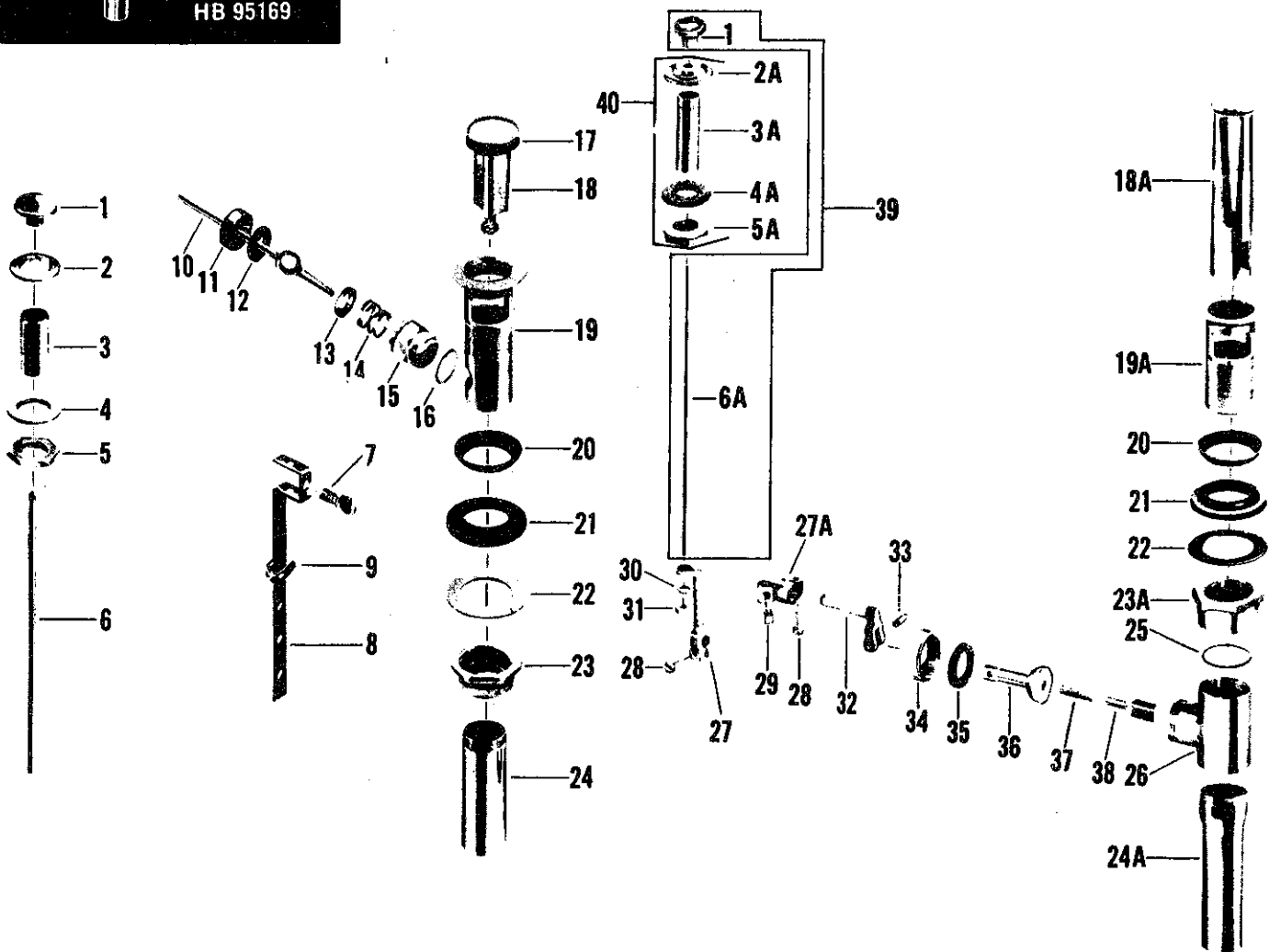
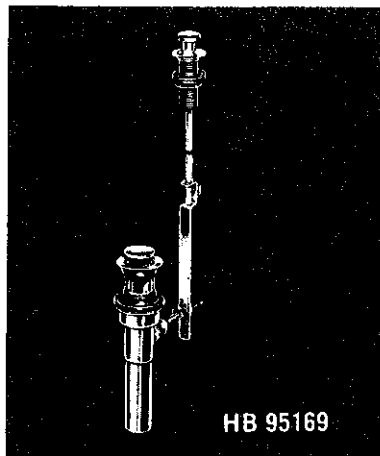
Lavatory Fittings

Push Button

NO.	DESCRIPTION	NO. 15080	NO. 15061	NO. 15063	NO. 15064
1	Valve S/A - (For Up to 1" Wall) - Specify Index	4410-02	4410-02	4410-02	4410-02
	Valve S/A - (For 1" to 3" Wall)	4411-02	4411-02	4411-02	4411-02
	Valve S/A - (For 3" to 4" Wall)	4412-02	4412-02	4412-02	4412-02
	Valve S/A - (For 4" to 5" Wall)	4413-02	4413-02	4413-02	4413-02
	Valve S/A - (For 5" to 6" Wall)	4414-02	4414-02	4414-02	4414-02
	Valve S/A - (For 6" to 7" Wall)	4415-02	4415-02	4415-02	4415-02
	Valve S/A - (For 7" to 8" Wall)	4416-02	4416-02	4416-02	4416-02
	Valve S/A - (For 8" to 9" Wall)	4417-02	4417-02	4417-02	4417-02
2	Supply Ell	-	35008-08	-	35008-08
3	Supply Tee	26934-08	-	26934-08	-
4	Slip Joint Washer	117-07	117-07	117-07	117-07
5	Friction Ring	359-07	359-07	359-07	359-07
6	Slip Joint Nut	24202-08	24202-08	24202-08	24202-08
7	Spout Pipe - (For Up to 1" Wall)	41676-08	41676-08	-	-
	Spout Pipe - (For 1" to 3" Wall)	42928-08	42928-08	-	-
	Spout Pipe - (For 3" to 4" Wall)	42931-08	42931-08	-	-
	Spout Pipe - (For 4" to 5" Wall)	41204-08	41204-08	-	-
	Spout Pipe - (For 5" to 6" Wall)	42929-08	42929-08	-	-
	Spout Pipe - (For 6" to 7" Wall)	42926-08	42926-08	-	-
	Spout Pipe - (For 7" to 8" Wall)	42930-08	42930-08	-	-
	Spout Pipe - (For 8" to 9" Wall)	42927-08	42927-08	-	-
8	Spout Lock Nut	24409-08	24409-08	-	-
9	Friction Washer	20647-09	20647-09	-	-
10	Spout	22233-02	22233-02	-	-
11	Spout Pipe - (For Up to 1" Wall)	-	-	42487-08	42487-08
	Spout Pipe - (For 1" to 3" Wall)	-	-	42494-08	42494-08
	Spout Pipe - (For 3" to 4" Wall)	-	-	43718-08	43718-08
	Spout Pipe - (For 4" to 5" Wall)	-	-	42495-08	42495-08
	Spout Pipe - (For 5" to 6" Wall)	-	-	43719-08	43719-08
	Spout Pipe - (For 6" to 7" Wall)	-	-	42496-08	42496-08
	Spout Pipe - (For 7" to 8" Wall)	-	-	43720-08	43720-08
	Spout Pipe - (For 8" to 9" Wall)	-	-	42497-08	42497-08
12	Lock Nut	-	-	225-17	225-17
13	Spreader Washer	-	-	220-17	220-17
14	Expansion Washer	-	-	57-07	57-07
15	Collar	-	-	39628-08	39628-08
16	Support Bolt Head	35006-02	35006-02	-	-
17	Bolt Head Washer	242-07	242-07	-	-
18	Support Bolt Stud - (For Up to 1" Wall)	35007-08	35007-08	-	-
	Support Bolt Stud - (For 1" to 3" Wall)	35016-08	35016-08	-	-
	Support Bolt Stud - (For 3" to 4" Wall)	35018-08	35018-08	-	-
	Support Bolt Stud - (For 4" to 5" Wall)	35012-08	35012-08	-	-
	Support Bolt Stud - (For 5" to 6" Wall)	35017-08	35017-08	-	-
	Support Bolt Stud - (For 6" to 7" Wall)	35014-08	35014-08	-	-
	Support Bolt Stud - (For 7" to 8" Wall)	35013-08	35013-08	-	-
	Support Bolt Stud - (For 8" to 9" Wall)	35015-08	35015-08	-	-
19	Iron Washer	1425-17	1425-17	-	-
20	Iron Nut	1382-07	1382-07	-	-
21	Push Button - Specify Index	60060-02	60060-02	60060-02	60060-02
22	Lock Washer	266-09	266-09	266-09	266-09
23	Stem Lock Nut	25035-08	25035-08	25035-08	25035-08
24	Upper Stem - 5 1/16" Long	21891-08	21891-08	21891-08	21891-08
	Upper Stem - 7 1/16" Long	21892-08	21892-08	21892-08	21892-08
	Upper Stem - 8 1/16" Long	21893-08	21893-08	21893-08	21893-08
	Upper Stem - 9 1/16" Long	21894-08	21894-08	21894-08	21894-08
	Upper Stem - 10 1/16" Long	21895-08	21895-08	21895-08	21895-08
	Upper Stem - 11 1/16" Long	21896-08	21896-08	21896-08	21896-08
	Upper Stem - 12 1/16" Long	21897-08	21897-08	21897-08	21897-08
	Upper Stem - 13 1/16" Long	21898-08	21898-08	21898-08	21898-08
25	Cotter Pin	1119-17	1119-17	1119-17	1119-17
26	Push Button Flange	60059-02	60059-02	60059-02	60059-02
27	Steel Bar	20845-08	20845-08	20845-08	20845-08
28	Lock Nut	225-17	225-17	225-17	225-17
29	Spacer Pipe - 3 9/16" Long	44793-08	44793-08	44793-08	44793-08
	Spacer Pipe - 5 9/16" Long	44799-08	44799-08	44799-08	44799-08
	Spacer Pipe - 6 9/16" Long	44798-08	44798-08	44798-08	44798-08
	Spacer Pipe - 7 9/16" Long	44797-08	44797-08	44797-08	44797-08
	Spacer Pipe - 8 9/16" Long	44796-08	44796-08	44796-08	44796-08
	Spacer Pipe - 9 9/16" Long	44795-08	44795-08	44795-08	44795-08
	Spacer Pipe - 10 9/16" Long	44794-08	44794-08	44794-08	44794-08
	Spacer Pipe - 11 9/16" Long	44800-08	44800-08	44800-08	44800-08
30	Yoke	62204-08	62204-08	62204-08	62204-08
31	Packing Nut	25009-08	25009-08	25009-08	25009-08
32	Packing	707-27	707-27	707-27	707-27
33	Slip Joint Nut	24202-08	24202-08	24202-08	24202-08
34	Friction Ring	359-07	359-07	359-07	359-07
35	Slip Joint Washer	117-07	117-07	117-07	117-07
36	Body w/seal	8328-08	8328-08	8328-08	8328-08
37	Flow Restricting Disc	308-17	308-17	308-17	308-17
38	Coupling	23984-08	23984-08	23984-08	23984-08
39	Coupling Nut	24207-08	24207-08	24207-08	24207-08
40	Seat	32949-08	32949-08	32949-08	32949-08
41	Lower Stem	32947-08	32947-08	32947-08	32947-08
42	Brass Washer	21356-08	21356-08	21356-08	21356-08
43	Seat Washer	42-17	42-17	42-17	42-17
44	Seat Washer Holder	60055-08	60055-08	60055-08	60055-08
45	Spring	761-27	761-27	761-27	761-27
46	Cap Washer	116-07	116-07	116-07	116-07
47	Black Cap	60053-08	60053-08	60053-08	60053-08
48	Nut	-	302-07	-	302-07
49	Lock Washer	-	434-09	-	434-09
50	Bar	-	20822-08	-	20822-08
51	Stud - (For Up to 1" Wall)	-	35598-08	-	35598-08
	Stud - (For 1" to 3" Wall)	-	46044-08	-	46044-08
	Stud - (For 3" to 4" Wall)	-	49914-08	-	49914-08
	Stud - (For 4" to 5" Wall)	-	46045-08	-	46045-08
	Stud - (For 5" to 6" Wall)	-	49915-08	-	49915-08
	Stud - (For 6" to 7" Wall)	-	46046-08	-	46046-08
	Stud - (For 7" to 8" Wall)	-	49916-08	-	49916-08
	Stud - (For 8" to 9" Wall)	-	46047-08	-	46047-08
52	Blank Flange	-	60061-02	-	60061-02
53	Valve Body S/A	4466-08	4466-08	4466-08	4466-08
54	Supply Tee S/A	12498-08	-	12498-08	-
Sub-assembly - Supply Ell S/A - (Parts 2-4-5-6)		-	12499-08	-	12499-08



AMERICAN Standard

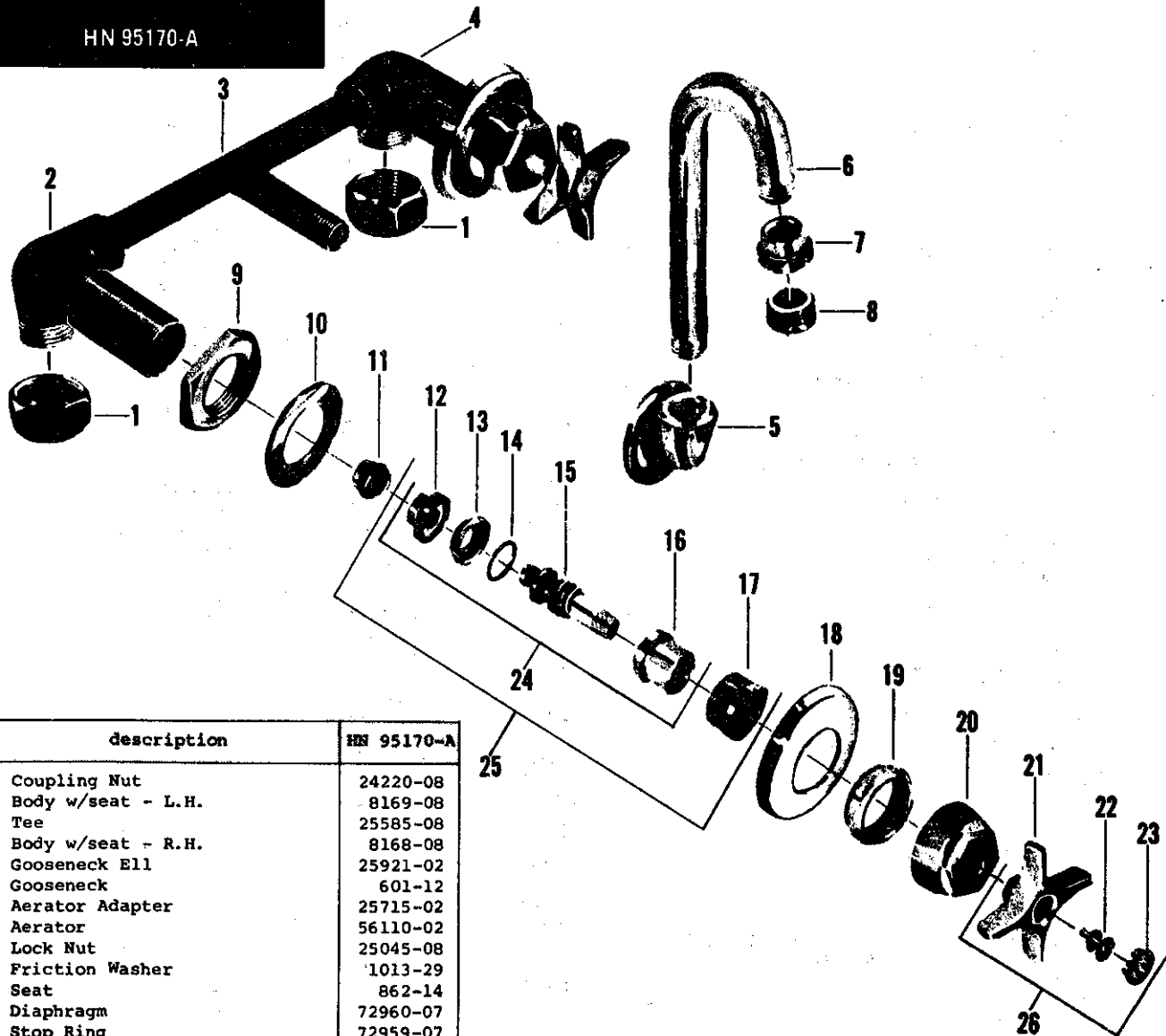
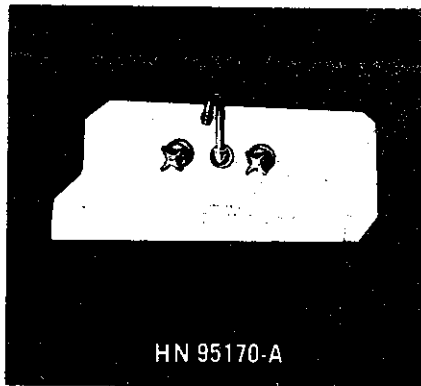


no.	description	HB 15169	HB 95169 (N 2542 Type)	HB 95169 (N 2542 Type)
1	Knob	25965-02	25965-02	25965-02
2	Flange	-	-	64771-02
2A	Flange	296-02	296-02	-
3	Nipple	-	-	64772-07
3A	Nipple	38838-05	38838-05	-
4	Washer	-	-	64773-07
4A	Washer	1225-07	1225-07	-
5	Lock Nut	-	-	300-27
5A	Lock Nut	60078-08	60078-08	-
6	Lift Rod	-	-	5813-04
6A	Lift Rod	39914-02	-	-
	Lift Rod	-	25804-02	-
7	Wing Screw	-	-	831-04
8	Extension w/screw	-	-	4359-09
9	Clip	-	-	72530-07
10	Pivot Rod	-	-	72555-04
11	Pivot Nut	-	-	25043-04
12	Gasket	-	-	829-07
13	Spring Seat	-	-	33244-07
14	Spring	-	-	827-07
15	Centerpiece	-	-	25044-04
16	Gasket	-	-	832-07
17	Gasket for Stopper	-	-	826-07
18	Stopper	-	-	25854-02
18A	Stopper	259-12	259-12	-
19	Outlet Drain Plug	-	-	25393-02
19A	Outlet Drain Plug w/stopper	18582-02	18582-02	-
20	Flange Washer	1106-17	1106-17	1106-17
21	Plug Washer	1037-17	1037-17	1037-17
22	Friction Washer	427-17	427-17	427-17
23	Lock Nut	-	-	24965-04
23A	Lock Nut	210-12	210-12	-
24	Tailpiece	-	-	25131-04
24A	Tailpiece	40486-04	40486-04	-
25	Coupling Washer	118-17	118-17	-
26	Body	60068-02	60068-02	-
27	Clamp w/screws	1227-24	-	-
27A	Clamp w/screws	-	874-14	-
28	Clamp Screw	292-09	292-09	-
29	Set Screw	-	424-09	-
30	Lock Washer	358-29	-	-
31	Lock Nut	217-05	-	-
32	Clevis	1228-14	1228-14	-
33	Clevis Screw	343-15	343-15	-
34	Cap Nut	60106-02	60106-02	-
35	Packing Washer	404-27	404-27	-
36	Operating Ball	1214-14	1214-14	-
37	Spring	310-27	310-27	-
38	Plunger Lift	326-27	326-27	-
39	Rod & Knob S/A - (Parts 1 & 6A)	8179-02	-	-
	Rod & Knob S/A - (Parts 1 & 6A)	-	8180-02	-
40	Flange S/A	4829-02	4829-02	-
Sub-assemblies -				
Pop-up S/A - (Parts 19A, 20, 21, 22, 23-A, 24-A, 25, 26 & 32 thru 38)		4859-02	4859-02	-
Pivot Rod S/A - (Parts 9 thru 15)		-	-	4368-04

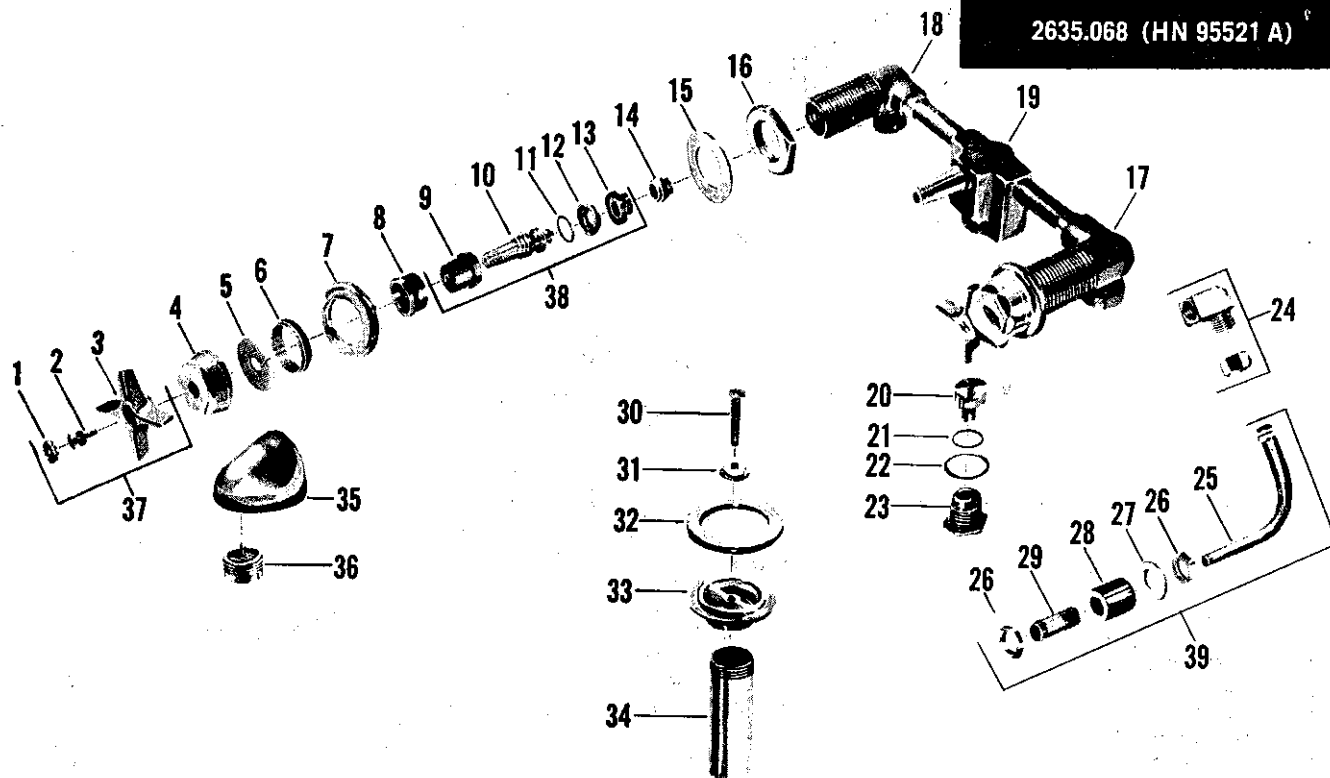

Lavatory Fitting

Aquaseal

KISSLER & CO., INC.



no.	description	HN 95170-A
1	Coupling Nut	24220-08
2	Body w/seat - L.H.	8169-08
3	Tee	25585-08
4	Body w/seat - R.H.	8168-08
5	Gooseneck Ell	25921-02
6	Gooseneck	601-12
7	Aerator Adapter	25715-02
8	Aerator	56110-02
9	Lock Nut	25045-08
10	Friction Washer	1013-29
11	Seat	862-14
12	Diaphragm	72960-07
13	Stop Ring	72959-07
14	Friction Ring	246-37
15	Stem w/swivel & Friction Ring	72969-04
16	Stem Nut	72956-07
17	Lock Nut	855-17
18	Escutcheon	679-32
19	Escutcheon Holder	25173-04
20	Bonnet	25174-02
21	Handle	25659-02
22	Handle Screw	264-17
23	Button - Specify Index	55906-02
24	Aquaseal Trim Less Lock Nut	72971-04
25	Aquaseal Trim With Lock Nut	72970-04
26	Handle S/A - Specify Index	7859-02



no.	description	HN 95521-A	no.	description	HN 95521-A
1	Button - Index "H"	1837-023	20	Check Valve	772-37
	Index "C"	1838-021	21	"O" Ring	59225-07
2	Screw w/lock Washer	264-17	22	Washer	741-27
3	Handle	25659-02•	23	Plug	774-37
4	Bonnet	25174-02	24	Compression Ell w/nut	1290-37•
5	Washer	1813-07	25	Tube	769-37
6	Escutcheon Holder	25173-04	26	Lock Nut	767-37
7	Escutcheon	679-32	27	Friction Washer	770-37
8	Lock Nut	855-17	28	Expansion Washer	766-37
9	Stem Nut	72956-07	29	Sleeve	25129-07
10	Stem w/swivel & Friction Ring	72969-04•	30	Outlet Connection Screw	764-32
11	Friction Ring	246-37	31	Washer	765-32
12	Stop Ring	72959-07	32	Outlet Washer	773-37
13	Diaphragm (2)	72940-07	33	Outlet Flange	771-34
14	Seat Brass 862-14, Monel 863-27	63459-07	34	Tailpiece	63471-04
15	Friction Washer	25045-07	35	Spout	1368-12•
16	Lock Nut	8188-07•	36	Aerator	56135-02
17	Body w/seat - R.H.	8189-07•	37	Handle S/A - Specify Index	7889-02
18	Body w/seat - L.H.	25587-07	38	Aquaseal Trim Less Lock Nut	72971-04
19	Tee		39	Rim Supply S/A	5047-07

• NOT AVAILABLE

Repair Kits:

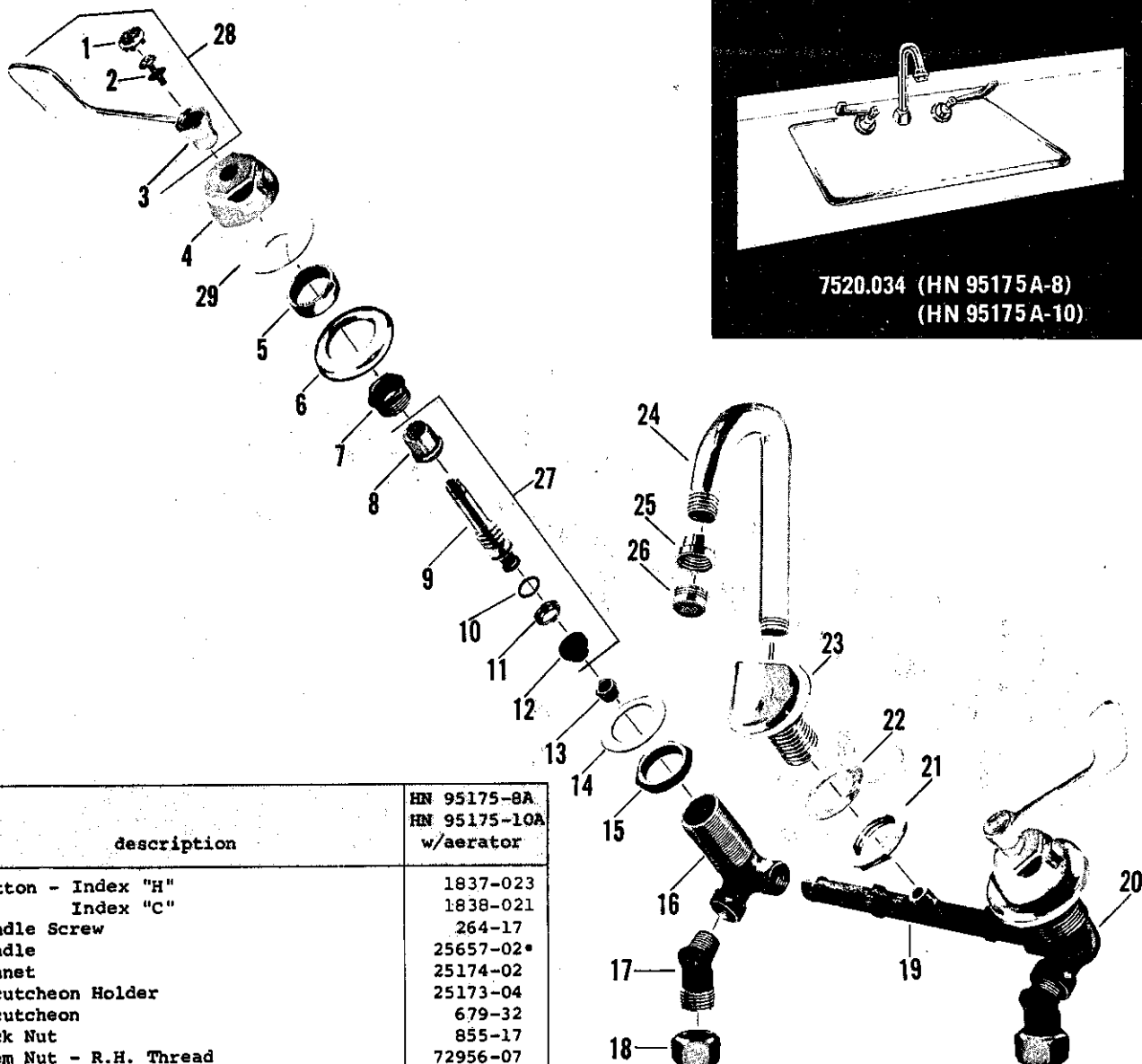
Parts 14 & 38 for Hot & Cold Sides - #12979-09

Parts 14 & 38 for Hot or Cold Side only - #12977-09

Lavatory Fitting

Aquaseal

KISSLER & CO., INC.


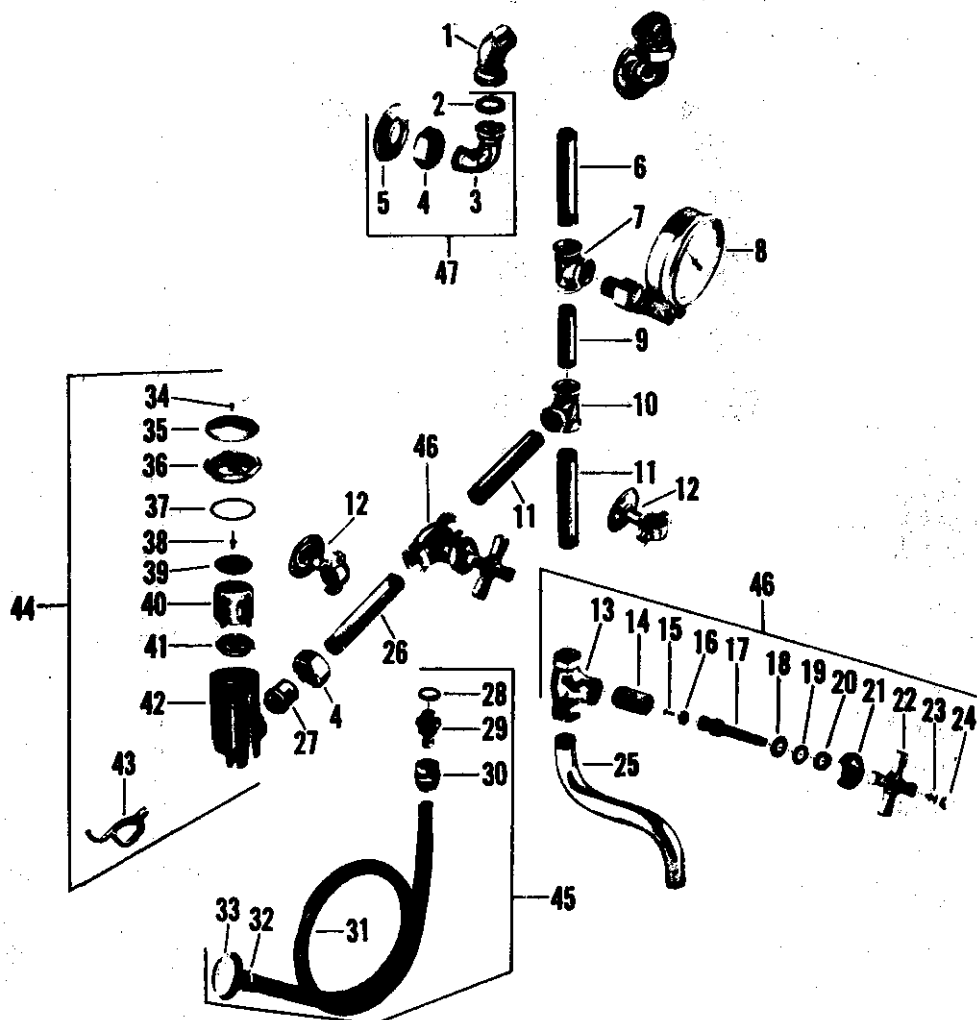


no.	description	HN 95175-8A HN 95175-10A w/aerator
1	Button - Index "H" Index "C"	1837-023 1838-021
2	Handle Screw	264-17
3	Handle	25657-02*
4	Bonnet	25174-02
5	Escutcheon Holder	25173-04
6	Escutcheon	679-32
7	Lock Nut	855-17
8	Stem Nut - R.H. Thread Stem Nut - L.H. Thread	72956-07 72957-07
9	Stem w/swivel & Fric. Ring - R.H. Thd. Stem w/swivel & Fric. Ring - L.H. Thd.	72969-04* 72975-04*
10	Friction Ring	246-37
11	Stop Ring	72959-07
12	Diaphragm (2)	72940-07
13	Seat	Brass 862-14, Monel 863-27
14	Friction Washer	63459-07
15	Lock Nut	25045-07
16	Body w/seat - R.H.	8188-07*
17	Supply Connection	25708-07
18	Coupling Nut	24220-07
19	Tee - 8" Tee - 10"	25588-07 25591-07*
20	Body w/seat - L.H.	8189-07*
21	Lock Nut	24409-07
22	Friction Washer	1013-29
23	Gooseneck Ell	25924-02
24	Gooseneck	603-22
25	Adapter	25715-02
26	Aerator	56135-02
27	Aquaseal Trim less Lock Nut - R.H. Thd. Aquaseal Trim less Lock Nut - L.H. Thd.	72971-04 72977-04
28	Handle S/A - Specify Index	7887-02
29	Washer	1813-07

Repair Kits:

Parts 13 & 27 for Hot & Cold Sides - #12976-09
 Parts 13 & 27 for Hot Side only - #12978-09
 Parts 13 & 27 for Cold Side only - #12977-09

• NOT AVAILABLE



no.	description	HB 95439-R HB 95439-L	no.	description	HB 95439-R HB 95439-L
1	Union Ell	37707-02	25	Spout	65699-02
2	Coupling Washer	456-07	26	1/2" x 2" Pipe - 2 Thds.	38829-02
3	Supply Ell	23969-02	27	Swivel	23921-02
4	Coupling Nut	24186-02	28	Washer	1324-07
5	Flange	31671-02	29	Male Hose Conn. Part	654-12
6	1/2" x 8 1/4" Pipe - 2 Thds.	42950-02	30	Female Hose Conn. Part	655-12
7	Tee for Thermometer	65432-02	31	Hose - 5 ft. Long	20591-07
8	Thermometer	979-02	32	Lead Band	20266-07
9	1/2" x 2 7/8" Pipe - 2 Thds.	38641-02	33	Spray Head	319-12
10	1/2" S.P.S. Tee	1477-02	34	Screw	1786-01
11	1/2" x 2 3/8" Pipe - 2 Thds.	43047-02	35	Shield	65501-02
12	Wall Bracket	11344-02	36	Cap	66059-02
13	Stop Body	19978-02	37	Cap Washer	86-17
14	Re-Nu Sleeve	20336-08	38	Guide Screw	403-17
15	Seat Washer Screw	159-17	39	Seat Washer	85-17
16	Seat Washer	441-07	40	Float	368-17
17	Stem w/washer & Screw	20731-02	41	Float Disc	367-17
18	Cap Washer	1044-07	42	Vacuum Breaker Body	66043-02
19	Brass Washer	21625-08	43	Fork	652-12
20	Packing	1311-07	44	Vacuum Breaker S/A	13321-02
21	Cap	21437-02	45	Hose & Spray S/A	17779-02
22	Handle	1186-12	46	Stop S/A - Specify Index	6746-02
23	Handle Screw	264-17	47	Supply Ell S/A	15346-02
24	Button - Specify Index	28979-02			

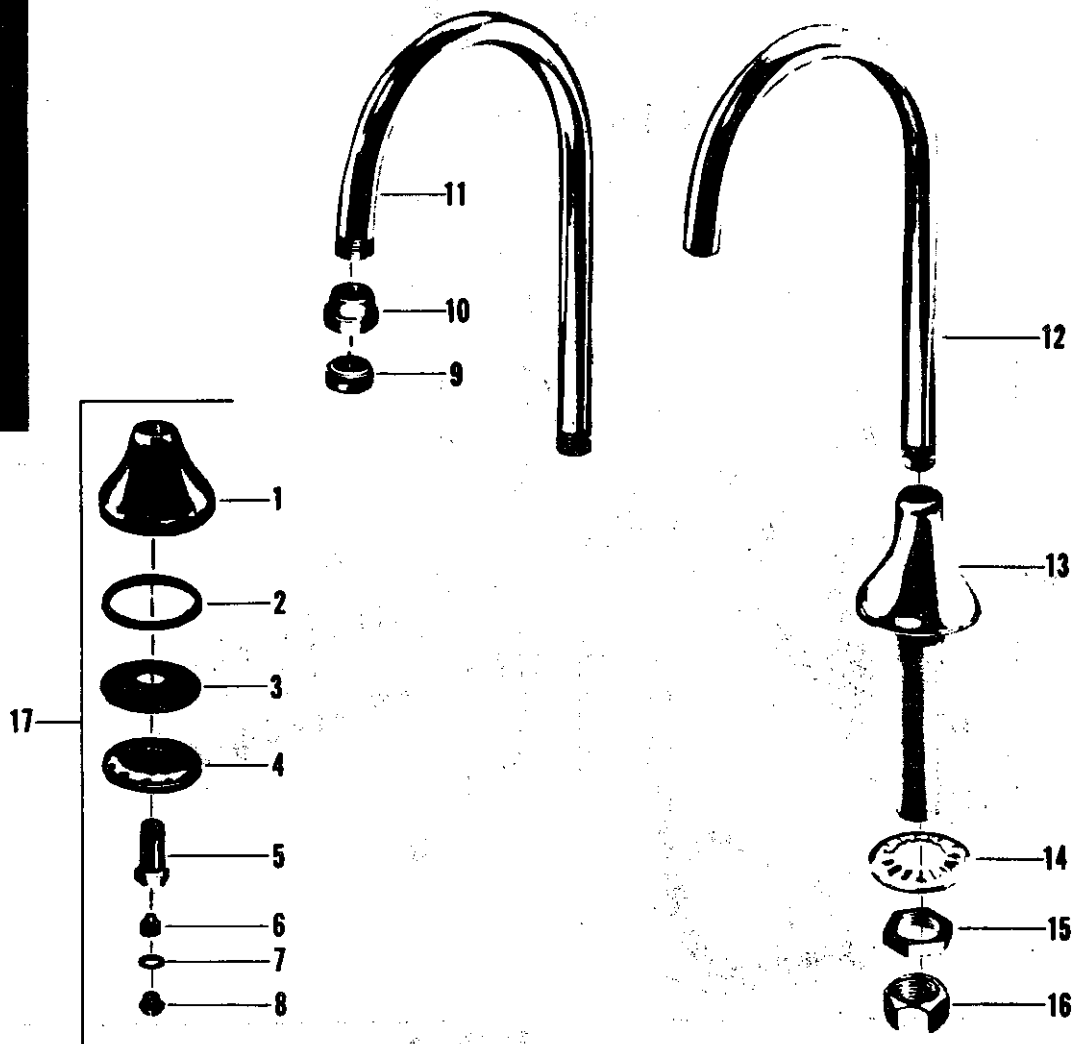
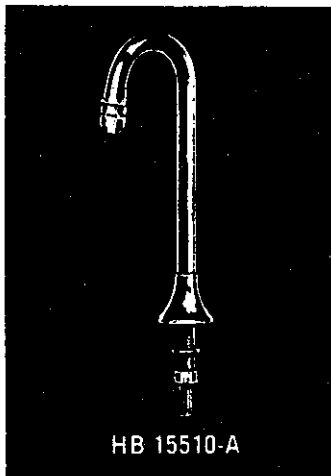
Note - Thermostatic Valve not illustrated. Contact manufacturer of valve for replacement or repair.



AMERICAN-Standard
PLUMBING AND HEATING DIVISION


Gooseneck Spouts

KISSLER & CO., INC.

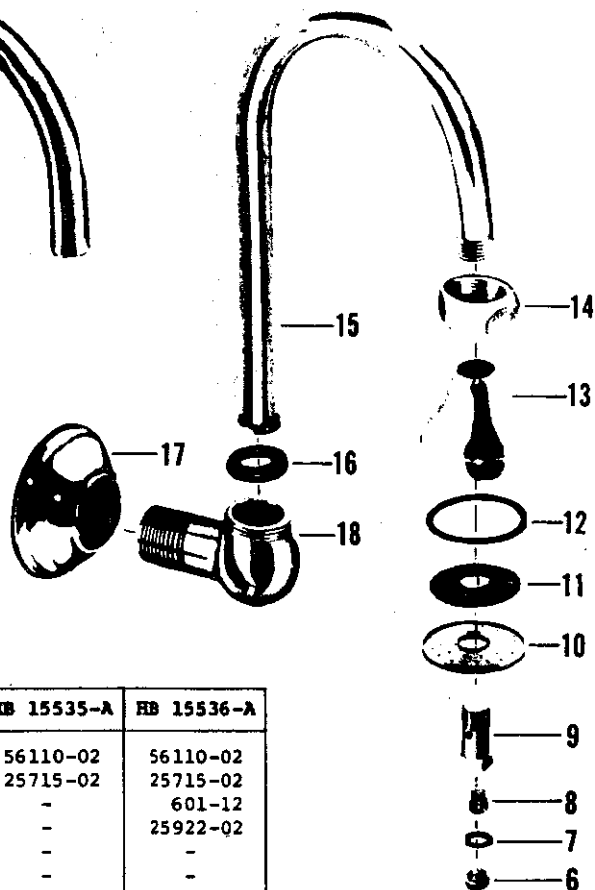
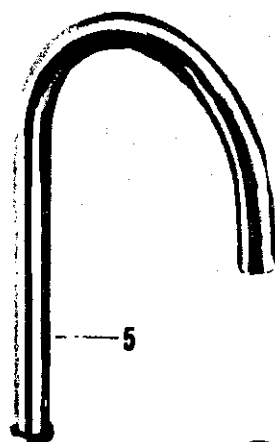
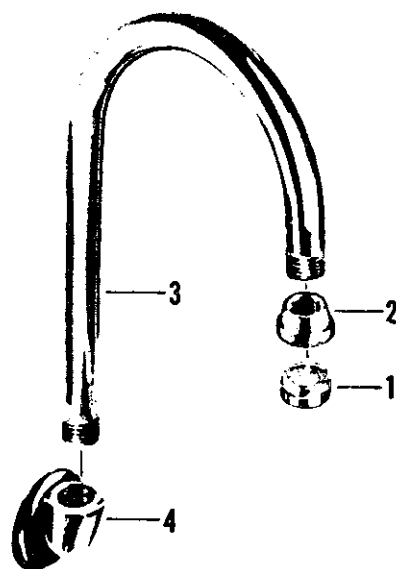


no.	description	HB 15510	HB 15510-A	HB 15511	HB 15511-A	HB 15515
1	Spray Body	-	-	-	-	65557-02
2	Face Washer	-	-	-	-	1336-17
3	Screen	-	-	-	-	27337-05
4	Face	-	-	-	-	65559-02
5	Bolt	-	-	-	-	65560-02
6	Regulating Screw	-	-	-	-	27338-08
7	Washer	-	-	-	-	1325-07
8	Cap	-	-	-	-	40245-02
9	Aerator	-	56110-02	-	56110-02	-
10	Aerator Adapter	-	25715-02	-	25715-02	-
11	Gooseneck - Threaded End	-	65744-02	-	-	65744-02
12	Gooseneck - Threaded End	-	-	-	65756-02	-
13	Gooseneck - Plain End	65689-02	-	-	-	-
14	Gooseneck - Plain End	-	-	65695-02	-	-
15	Shank Body	65469-02	65469-02	65469-02	65469-02	65469-02
16	Friction Washer	1374-19	1374-19	1374-19	1374-19	1374-19
17	Lock Nut	300-27	300-27	300-27	300-27	300-27
18	Coupling Nut	24220-08	24220-08	24220-08	24220-08	24220-08
19	Spray S/A	-	-	-	-	13410-02

Note - If 1/4" S.P.S. Swivel Tailpiece is required for the above Gooseneck -
Specify Part No. 95-15



HB 15534




no.	description	HB 15534	HB 15535	HB 15535-A	HB 15536-A
1	Aerator	-	-	56110-02	56110-02
2	Aerator Adapter	-	-	25715-02	25715-02
3	Gooseneck Spout	-	-	-	601-12
4	Ell	-	-	-	25922-02
5	Plain End Gooseneck	-	65712-02	-	-
6	Cap	40245-02	-	-	-
7	Washer	1325-07	-	-	-
8	Regulating Screw	27338-08	-	-	-
9	Bolt	65560-02	-	-	-
10	Face	65559-02	-	-	-
11	Screen	27337-05	-	-	-
12	Face Washer	1336-17	-	-	-
13	Spray Body	65557-02	-	-	-
14	Slip Joint Nut	24202-02	24202-02	24202-02	-
15	Threaded End Gooseneck	42132-02	-	42132-02	-
16	Washer	125-07	125-07	125-07	-
17	Escutcheon	31206-02	31206-02	31206-02	-
18	Nozzle Shank	66023-02	66023-02	66023-02	-

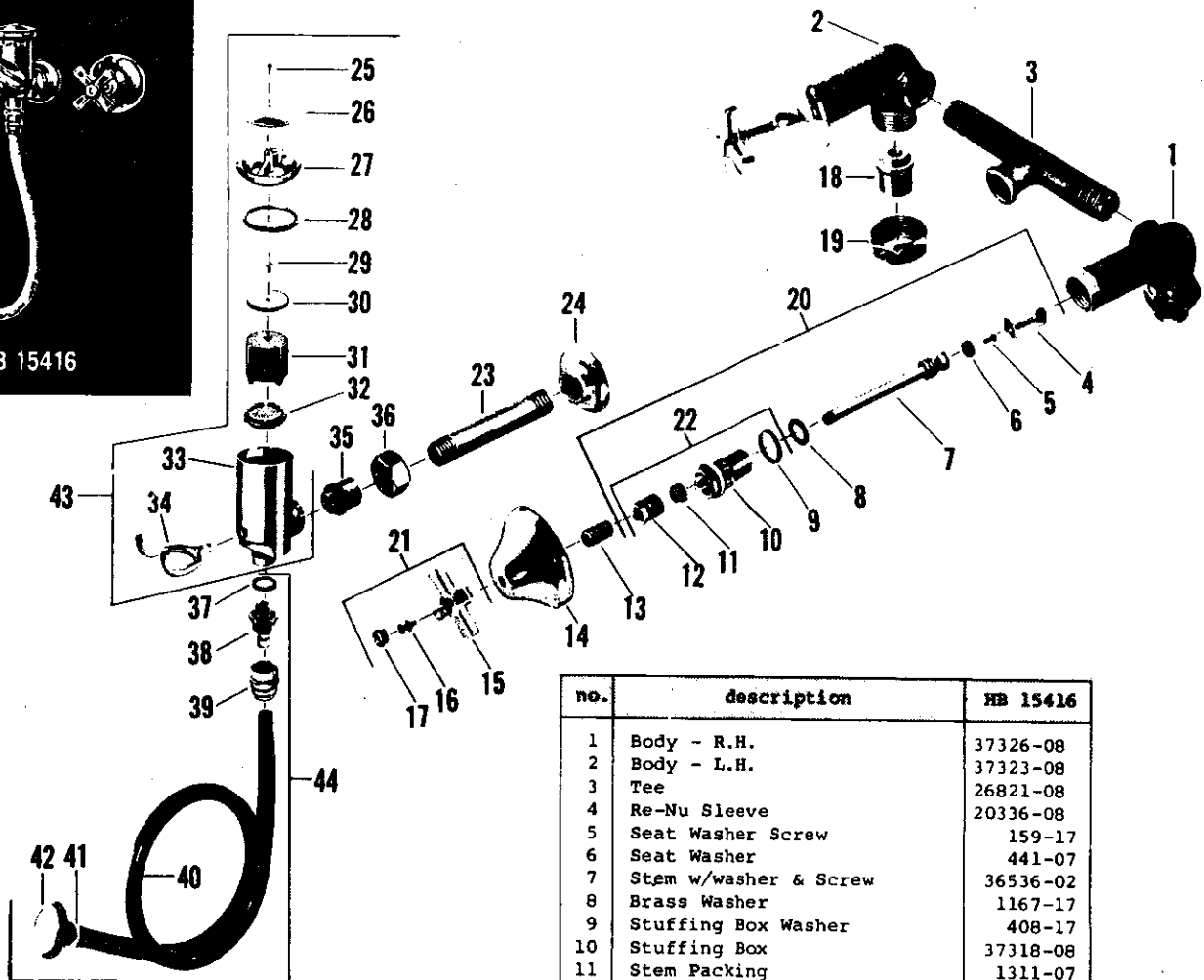
Shampoo Fitting

RE-NU


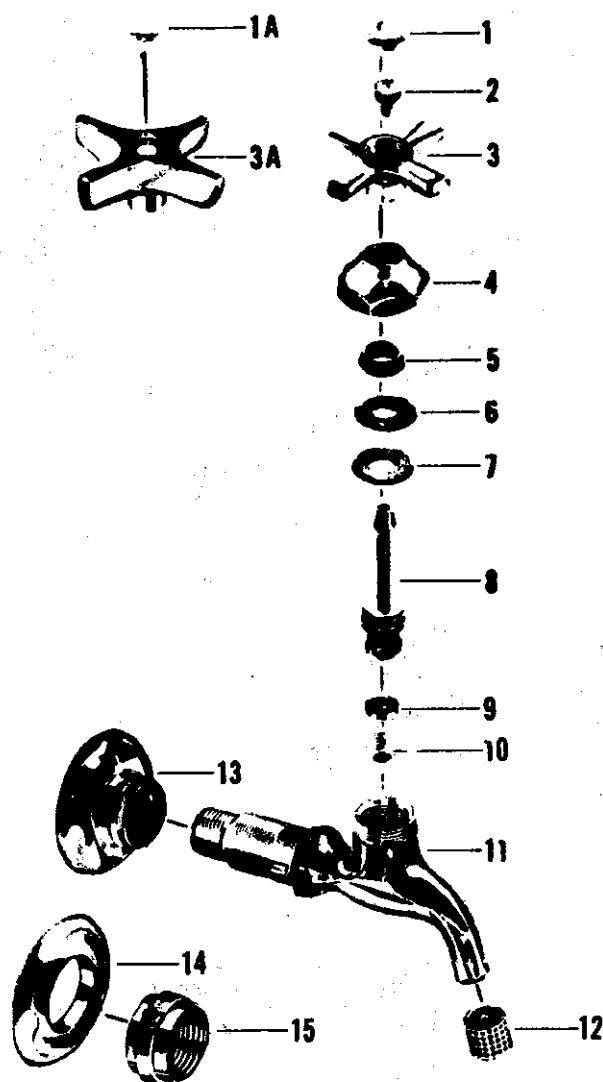
KISSLER & CO., INC.



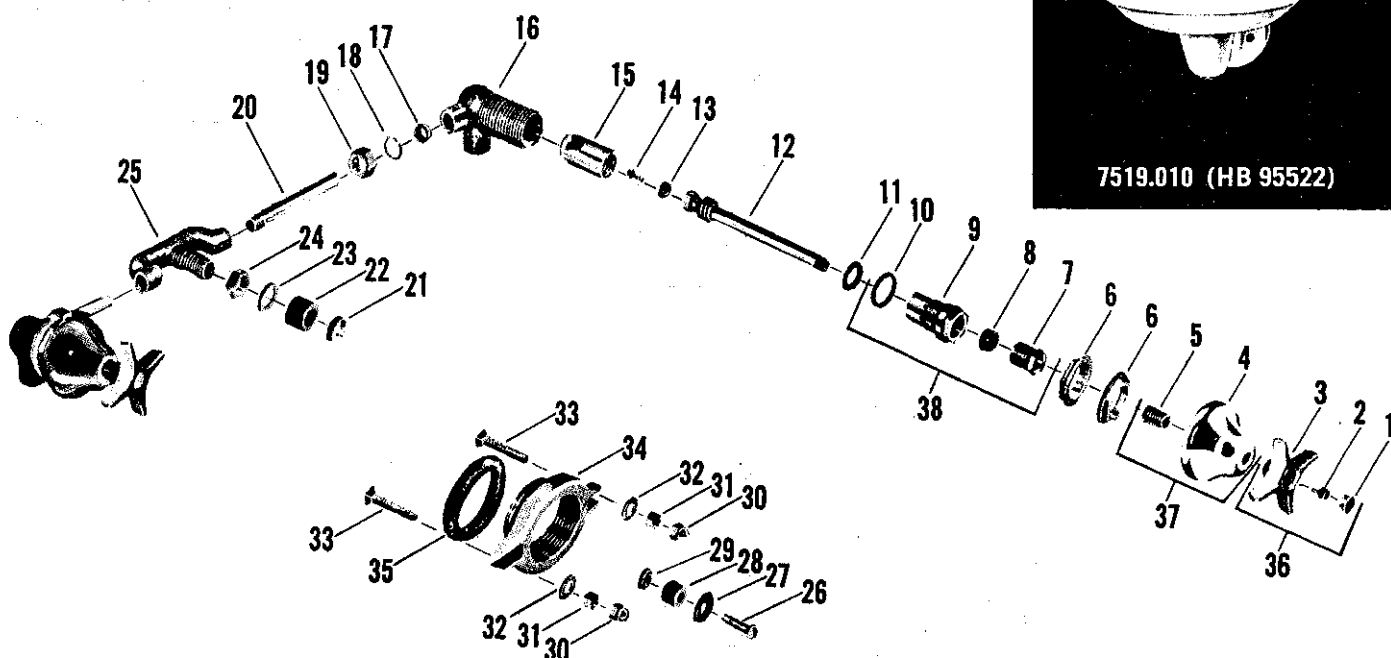
HB 15416



no.	description	HB 15416
1	Body - R.H.	37326-08
2	Body - L.H.	37323-08
3	Tee	26821-08
4	Re-Nu Sleeve	20336-08
5	Seat Washer Screw	159-17
6	Seat Washer	441-07
7	Stem w/washer & Screw	36536-02
8	Brass Washer	1167-17
9	Stuffing Box Washer	408-17
10	Stuffing Box	37318-08
11	Stem Packing	1311-07
12	Stuffing Nut	1184-17
13	Escutcheon Nipple	39976-05
14	Escutcheon	65508-02
15	Handle	1186-12
16	Handle Screw	264-17
17	Button - Specify Index	1255-12
18	Swivel	1836-07
19	Coupling Nut	25513-08
20	Re-Nu Stem Unit S/A	18293-02
21	Handle S/A - Specify Index	9171-02
22	Stuffing Box S/A	8137-08
23	1/2" x 3 5/8" Pipe - 2 Thds.	43088-02
24	Flange w/set Screw	20434-02
25	Screw	1786-01
26	Shield	65501-02
27	Cap	66059-02
28	Cap Washer	86-17
29	Guide Screw	403-17
30	Seat Washer	85-17
31	Float	368-17
32	Float Disc	367-17
33	Vacuum Breaker Body	66043-02
34	Fork	652-12
35	Swivel	23921-02
36	Swivel Nut	24186-02
37	Washer	1324-07
38	Male Hose Conn. Part	654-12
39	Female Hose Conn. Part	655-12
40	Hose - 4 ft. Long	20594-07
41	Lead Band	20266-08
42	Spray Head	319-12
43	Vacuum Breaker S/A	13321-02
44	Hose & Spray S/A	13401-02

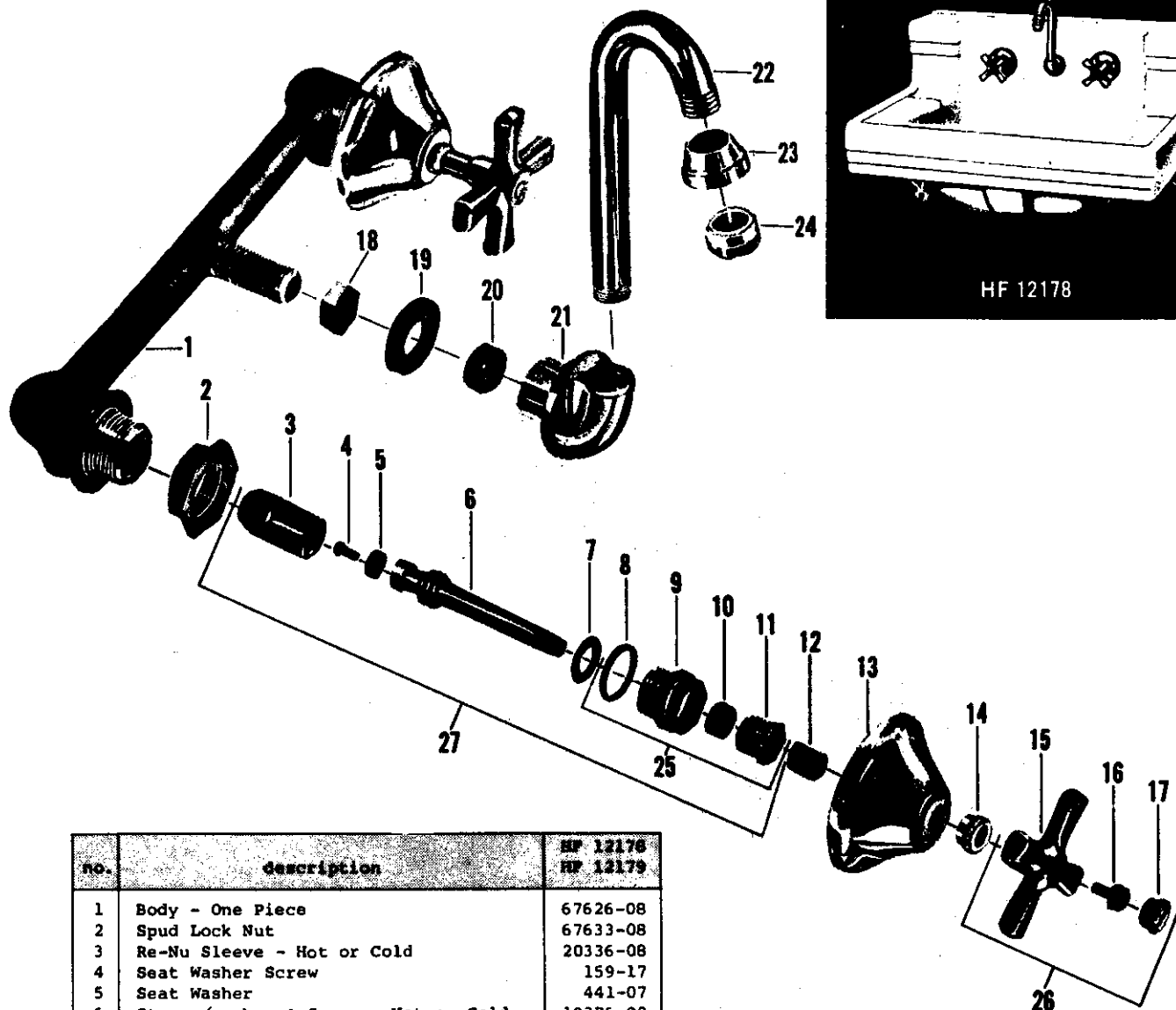



no.	description	HB 15614	HB 95614
1	Button - Specify Index	1255-12	-
1A	Button - Specify Index	-	55906-02
2	Handle Screw	264-17	264-17
3	Handle	1254-12	-
3A	Handle	-	25659-02
4	Cap	21437-02	21437-02
5	Packing	1311-07	1311-07
6	Brass Washer	21644-08	21644-08
7	Cap Washer	126-07	126-07
8	Stem w/washer & Screw	19262-02	19262-02
9	Seat Washer	442-07	442-07
10	Seat Washer Screw	159-17	159-17
11	Body	19504-02	19504-02
12	Stream Regulator	33952-08	33952-08
13	Adjustable Flange	609-22	-
14	Flange	-	25644-02
15	Retaining Nut	-	25645-02




no.	description	HB 95522	no.	description	HB 95522
1	Button - Specify Index	{ 1837-02 H	22	Expansion Washer	1249-07
2	Screw w/lock Washer	{ 1838-02 C	23	Washer	220-17
3	Handle	264-17	24	Lock Nut	225-17
4	Escutcheon	25659-02*	25	Tee	62183-07*
5	Nipple	65563-02	26	Cap Screw	295-07
6	Lock Nut	39994-07	27	Washer	21533-02
7	Stuffing Nut	24526-07*	28	Expansion	98-07
8	Packing	1184-17	29	Lock Nut	20900-07
9	Stuffing Box	1311-07	30	Cap Nut	138-31
10	Washer	25267-07	31	Nut	132-11
11	Washer	73-07	32	Washer	306-02*
12	Stem w/washer & Screw	1167-17	33	Bolt	418-17*
13	Seat Washer	31307-04	34	Spud	32517-07
14	Seat Washer Screw	441-07	35	Gasket	399-07
15	Sleeve	169-07	36	Handle S/A - Specify Index	7889-02
16	Body - R.H.	20336-07	37	Escutcheon & Nipple S/A	11801-02*
17	Body - L.H.	37114-07*	38	Stuffing Box S/A	8115-07*
18	Washer	37115-07*	Sub-assembly - Bolt S/A - (Parts 30-31-32-33) - #12745-02		
19	Nut	1010-17			
20	Tube	21391-07			
21	Collar	24220-07			
		42193-07*			
		39628-07			

* NOT AVAILABLE

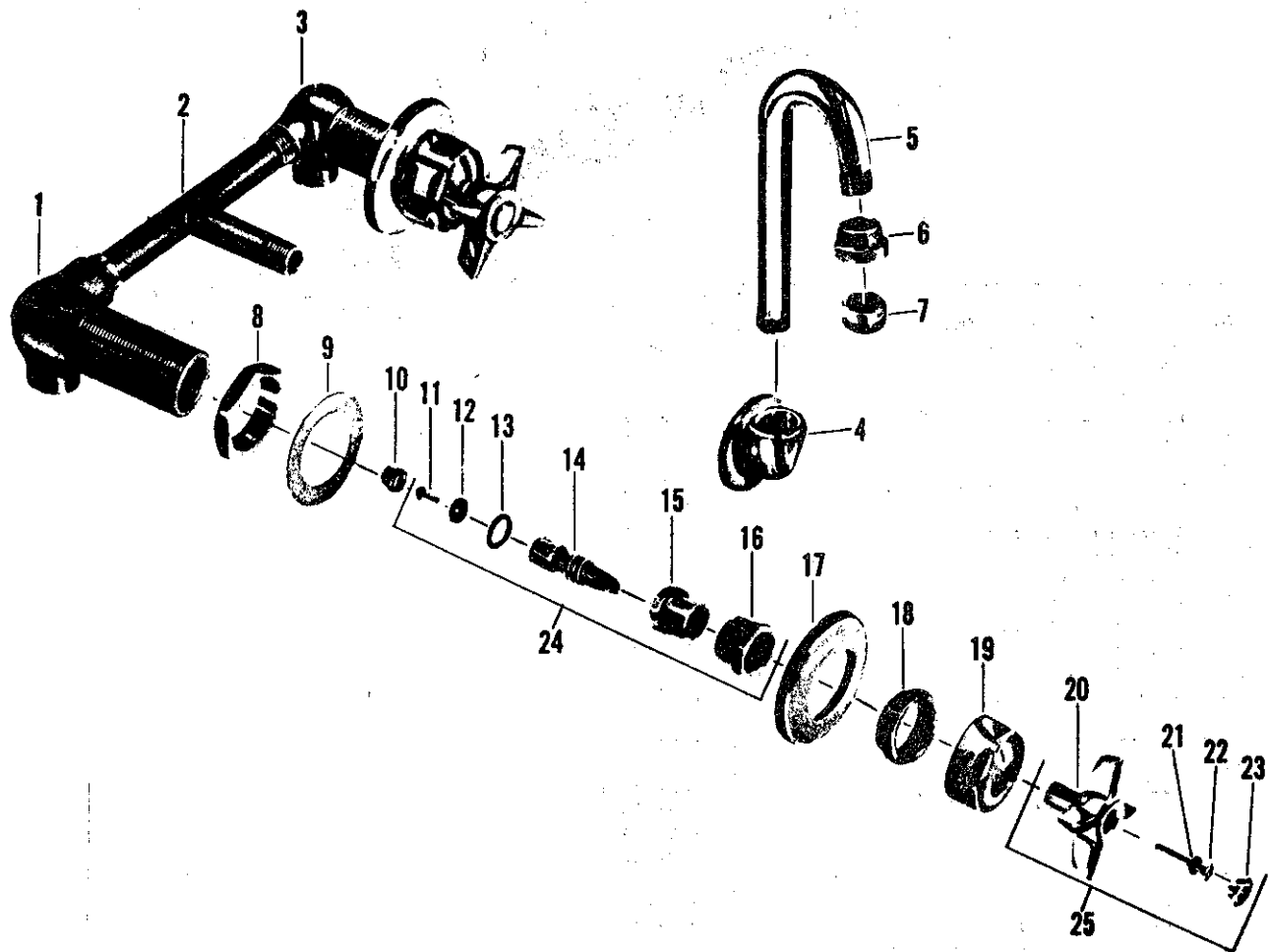


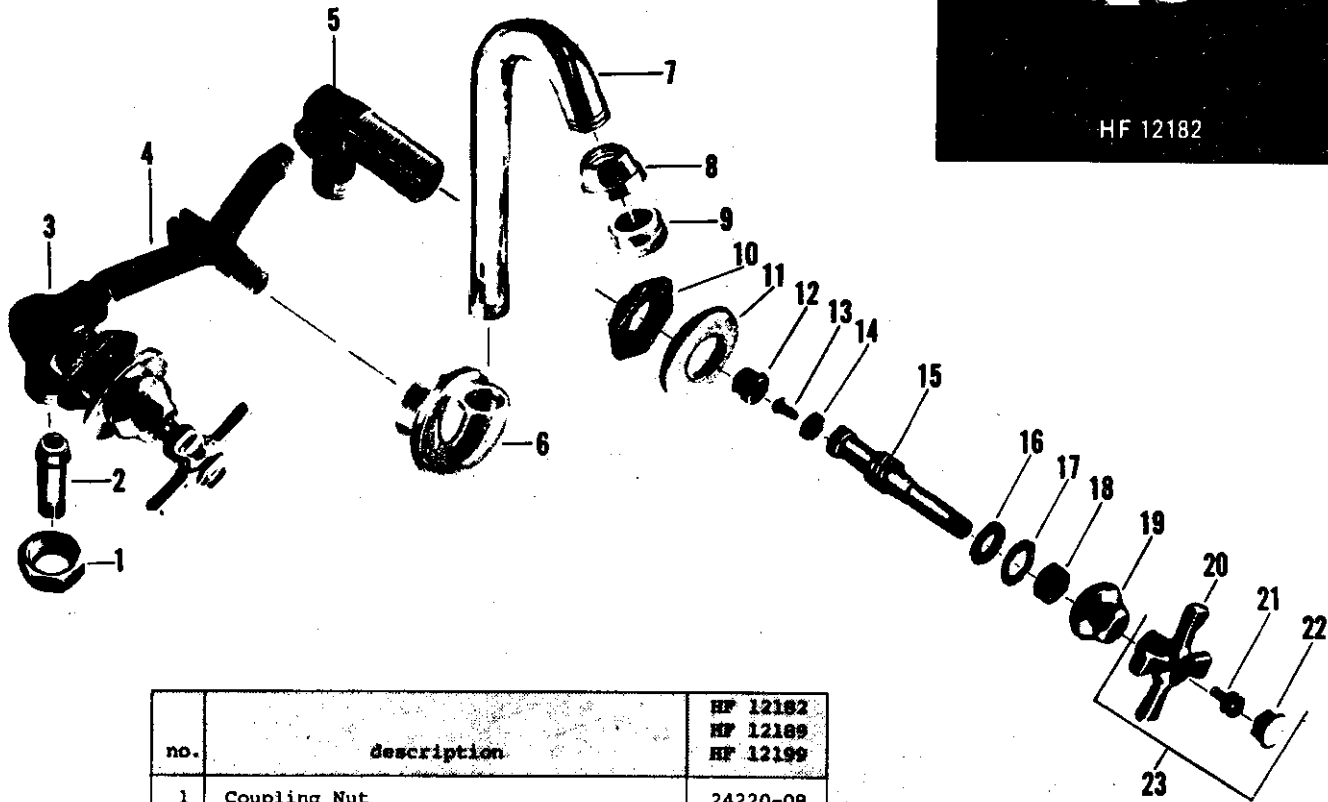

No.	Description	HP 12178
		HP 12179
1	Body - One Piece	67626-08
2	Spud Lock Nut	67633-08
3	Re-Nu Sleeve - Hot or Cold	20336-08
4	Seat Washer Screw	159-17
5	Seat Washer	441-07
6	Stem w/washer & Screw - Hot or Cold	19376-02
7	Brass Washer	1167-17
8	Stuffing Box Washer	73-07
9	Stuffing Box	182-27
10	Stem Packing	1311-07
11	Stuffing Nut	194-17
12	Escutcheon Nipple	39995-05
13	Escutcheon	65650-02
14	Escutcheon Holder	25196-02
15	Handle	1186-12
16	Handle Screw	264-17
17	Button - Specify Index	1255-12
18	Lock Nut	225-17
19	Washer	421-37
20	Expansion Washer	65651-08
21	Gooseneck Ell	65515-02
22	Gooseneck	601-12
23	Adapter for Aerator	25715-02
24	Aerator	56110-02
25	Stuffing Box S/A	8111-08
26	Handle S/A - Specify Index	9171-02
27	Re-Nu Unit S/A	4782-02



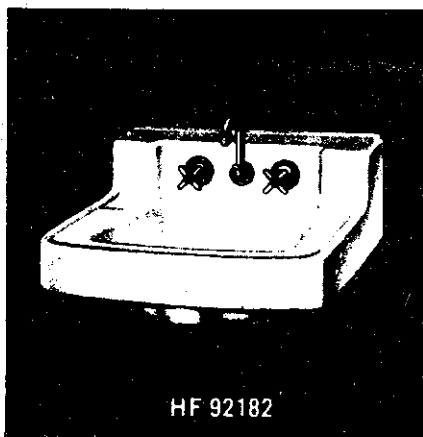
HF 92179-A

no.	description	MP 92179-A
1	Body w/seat - L.H.	8189-08
2	Tee	25581-08
3	Body w/seat - R.H.	8188-08
4	Gooseneck Ell	25921-02
5	Gooseneck	601-12
6	Aerator Adapter	25715-02
7	Aerator	56110-02
8	Lock Nut	25045-08
9	Friction Washer	1013-29
10	Seat	862-14
11	Seat Washer Screw	759-27
12	Seat Washer	858-17
13	"O" Ring	886-17
14	Stem w/washer & Screw - Hot or Cold	853-14
15	Stem Nut	854-17
16	Lock Nut	855-17
17	Escutcheon	679-32
18	Escutcheon Holder	25173-04
19	Bonnet	453-12
20	Handle	615-32
21	Lock Washer	269-09
22	Screw	297-37
23	Button - Specify Index	55906-02
24	Stem Unit S/A - Hot or Cold	6079-04
25	Handle S/A - Specify Index	9881-02

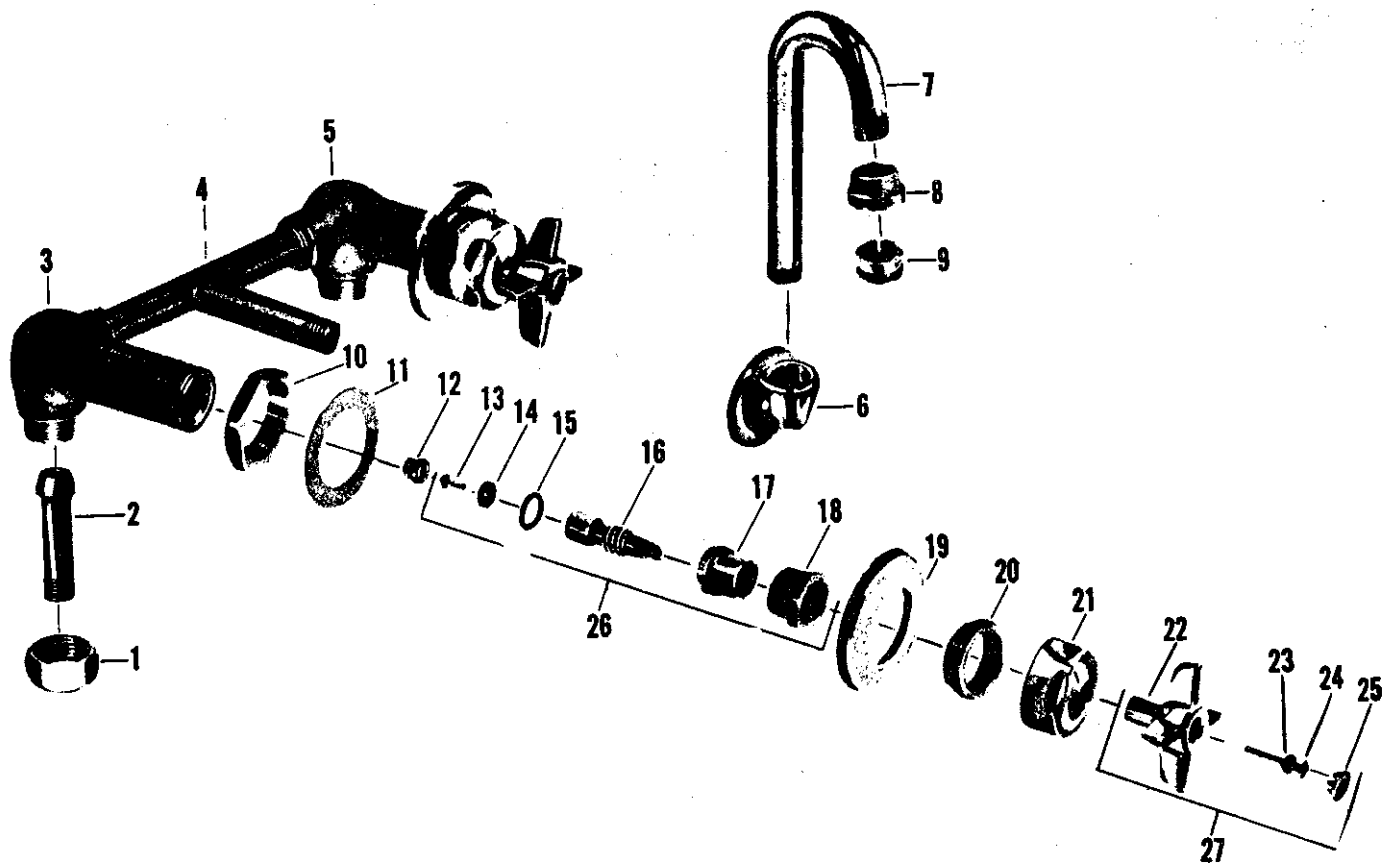




no.	description	HF 12182 HF 12189 HF 12199
1	Coupling Nut	24220-08
2	Tailpiece	95-17
3	Body w/seat - L.H.	8153-08
4	Tee	62165-08
5	Body w/seat - R.H.	8152-08
6	Gooseneck Ell	65516-02
7	Gooseneck	601-12
8	Aerator Adapter	25715-02
9	Aerator	56110-02
10	Lock Nut	260-29
11	Flange	134-22
12	Seat	174-14
13	Seat Washer Screw	159-17
14	Seat Washer	441-07
15	Stem w/washer & Screw - Hot or Cold	21883-02
16	Cap Washer	125-07
17	Brass Washer	21625-08
18	Packing	1311-07
19	Cap	21436-02
20	Handle	1254-12
21	Screw	264-17
22	Button - Specify Index	1255-12
23	Handle S/A - Specify Index	9207-02




no.	description	HF 92182
		HF 92189 HF 92199
1	Coupling Nut	24220-08
2	Tailpiece	95-17
3	Body w/seat - L.H.	8169-08
4	Tee	25585-08
5	Body w/seat - R.H.	8168-08
6	Gooseneck Ell	25921-02
7	Gooseneck	601-12
8	Aerator Adapter	25715-02
9	Aerator	56110-02
10	Lock Nut	25045-08
11	Friction Washer	1013-29
12	Seat	862-14
13	Seat Washer Screw	759-27
14	Seat Washer	858-17
15	"O" Ring	886-17
16	Stem w/washer & Screw - Hot or Cold	853-14
17	Stem Nut	854-17
18	Lock Nut	855-17
19	Escutcheon	679-32
20	Escutcheon Holder	25173-04
21	Bonnet	453-12
22	Handle	615-32
23	Lock Washer	269-09
24	Screw	297-37
25	Button - Specify Index	55906-02
26	Stem Unit S/A - Hot or Cold	6079-04
27	Handle S/A - Specify Index	9881-02



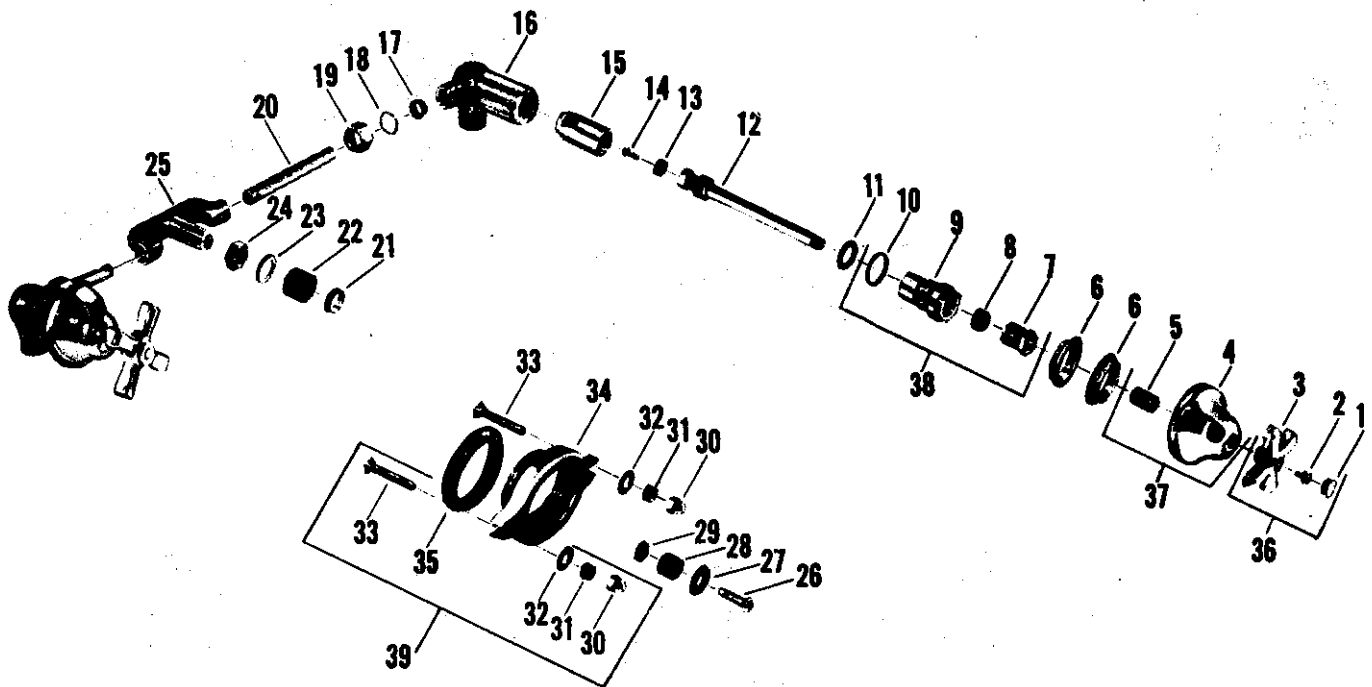
Lavatory Fitting

RE-NU

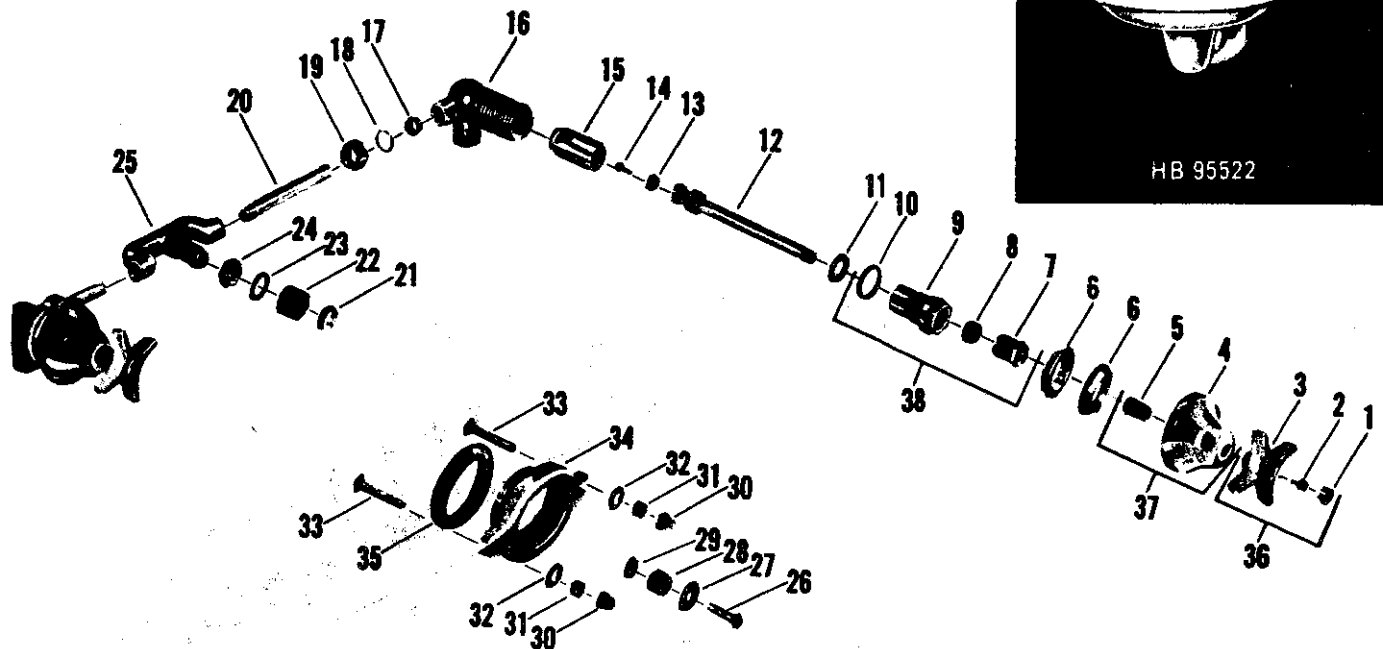
KISSLER & CO., INC.



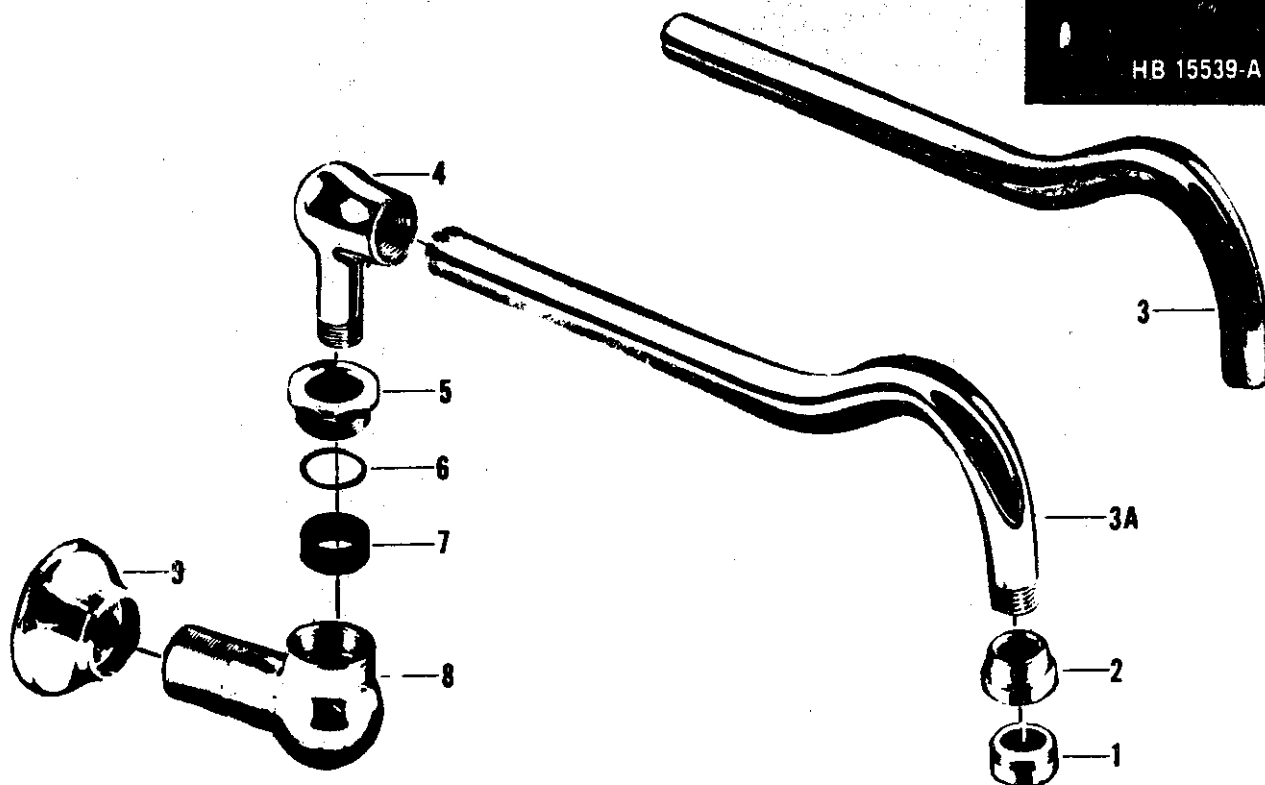
HF 12303



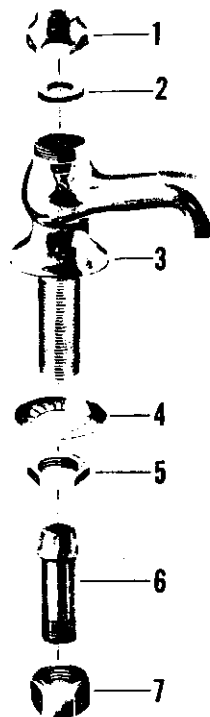
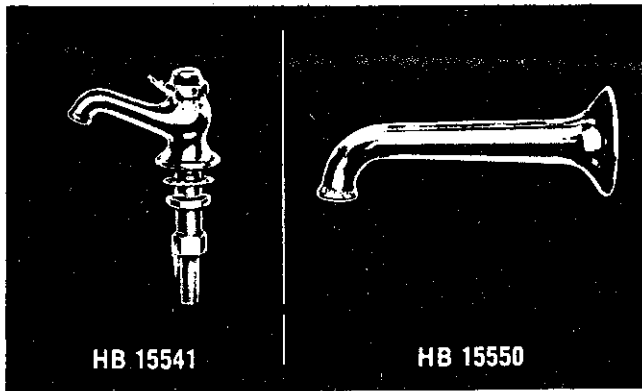
no.	description	HF 12303	no.	description	HF 12303
1	Index Cap - Specify Index	1255-12	20	Tube	42193-08
2	Screw w/lock washer	264-17	21	Collar	39628-08
3	Handle	1186-12	22	Expansion Washer	1249-07
4	Escutcheon	65563-02	23	Washer	220-17
5	Nipple	39994-05	24	Lock Nut	225-17
6	Lock Nut	24526-08	25	Tee	62183-08
7	Stuffing Nut	1184-17	26	Cap Screw	295-01
8	Packing	1311-07	27	Washer	21533-02
9	Stuffing Box	25267-08	28	Expansion	98-07
10	Washer	73-07	29	Collar	20900-08
11	Washer	1167-17	30	Cap Nut	138-31
12	Stem w/washer & Screw	21292-02	31	Nut	132-11
13	Seat Washer	441-07	32	Washer	306-02
14	Seat Washer Screw	159-17	33	Bolt	418-17
15	Sleeve	20336-08	34	Spud	32517-08
16	Body - R.H.	37114-08	35	Gasket	399-07
	Body - L.H.	37115-08	36	Handle S/A - Specify Index	9171-02
17	Washer	1010-17	37	Escutcheon & Nipple S/A	11801-02
18	Washer	21391-08	38	Stuffing Box S/A	8115-08
19	Nut	1231-27	39	Bolt S/A (Parts 30,31,32,33)	12745-02



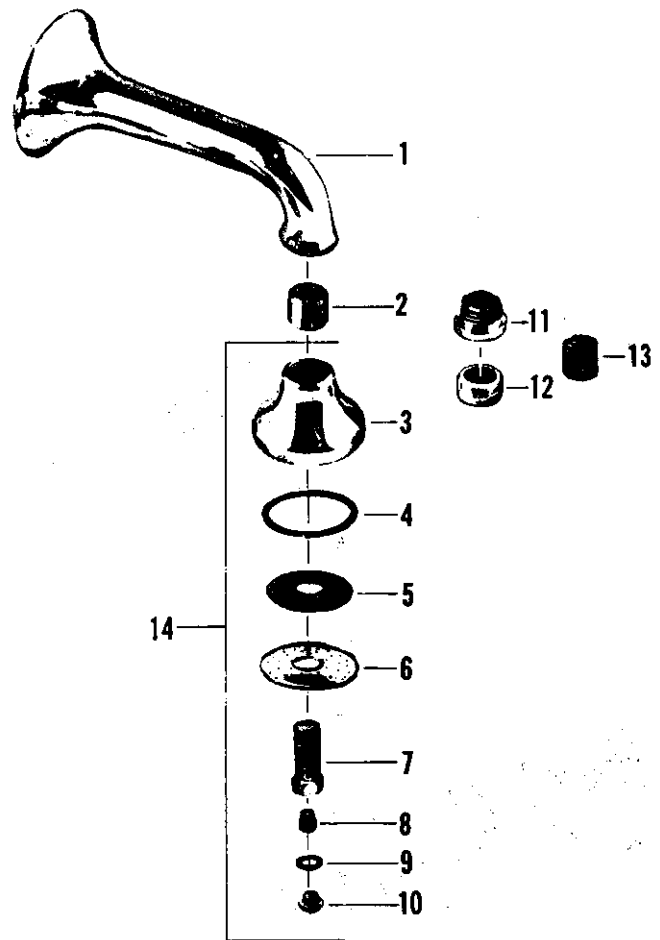
no.	description	HB 95522	no.	description	HB 95522
1	Button - Specify Index	55906-02	22	Expansion Washer	1249-07
2	Screw w/lock Washer	264-17	23	Washer	220-17
3	Handle	25659-02	24	Lock Nut	225-17
4	Escutcheon	65563-02	25	Tee	62183-08
5	Nipple	39994-05	26	Cap Screw	295-07
6	Lock Nut	24526-08	27	Washer	21533-02
7	Stuffing Nut	1184-17	28	Expansion	98-07
8	Packing	1311-07	29	Lock Nut	20900-08
9	Stuffing Box	25267-08	30	Cap Nut	138-31
10	Washer	73-07	31	Nut	132-11
11	Washer	1167-17	32	Washer	306-02
12	Stem w/washer & Screw	21292-02	33	Bolt	418-17
13	Seat Washer	441-07	34	Spud	32517-08
14	Seat Washer Screw	159-17	35	Gasket	399-07
15	Sleeve	20336-08	36	Handle S/A - Specify Index	7859-02
16	Body - R.H.	37114-08	37	Escutcheon & Nipple S/A	11801-02
17	Washer	1010-17	38	Stuffing Box S/A	8115-08
18	Washer	21391-08	Sub-assembly - Bolt S/A - (Parts 30-31-32-33) - #12745-02		
19	Nut	1231-27			
20	Tube	42193-08			
21	Collar	39628-08			



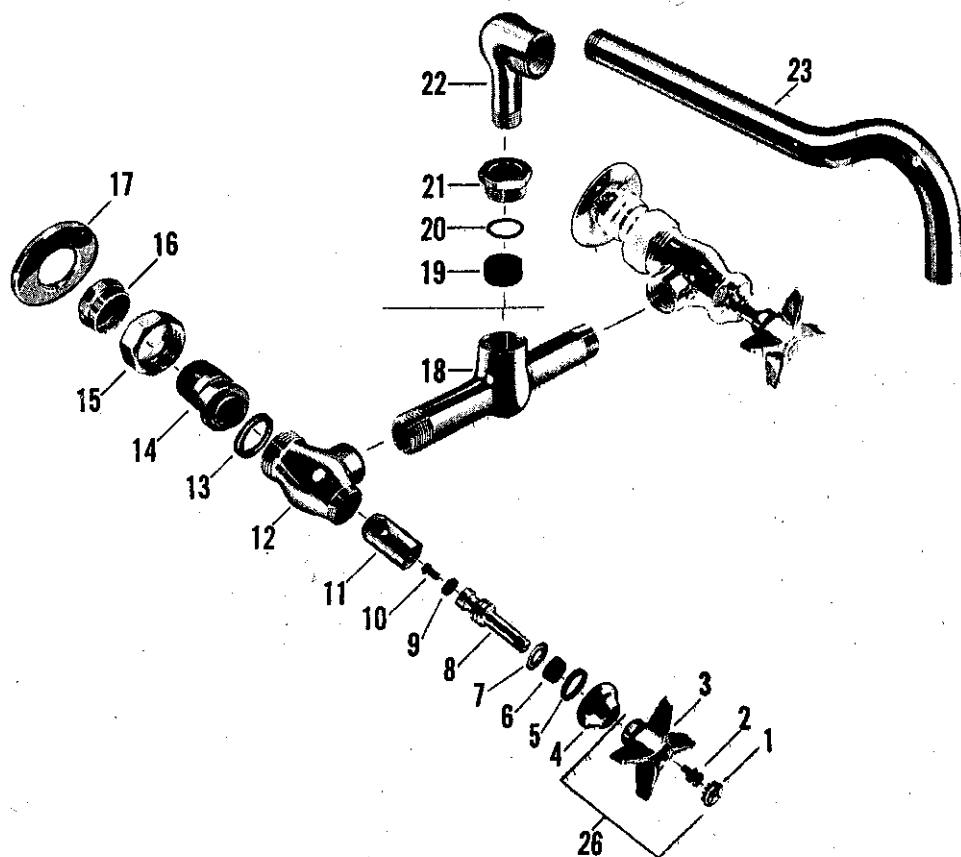
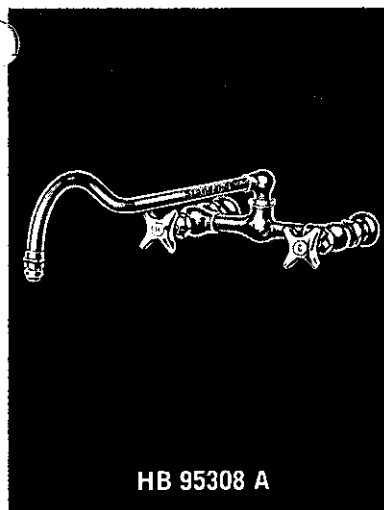
no.	Description	HB 15539	HB 15539-A
1	Aerator	-	56110-02
2	Aerator Adapter	-	25715-02
3	Spout - Plain End	65745-02	-
3A	Spout - Threaded End	-	65581-02
4	Spout Ball	65578-02	65578-02
5	Packing Nut	350-12	350-12
6	Friction Ring	21316-08	21316-08
7	Packing	416-07	416-07
8	Ball Ell	20171-02	20171-02
9	Escutcheon	31206-02	31206-02



no.	description	HB 15541
1	Cap	65642-02
2	Cap Washer	126-07
3	Body	37215-02
4	Friction Washer	1374-19
5	Lock Nut	300-27
6	Tailpiece	95-15
7	Coupling Nut	24220-08



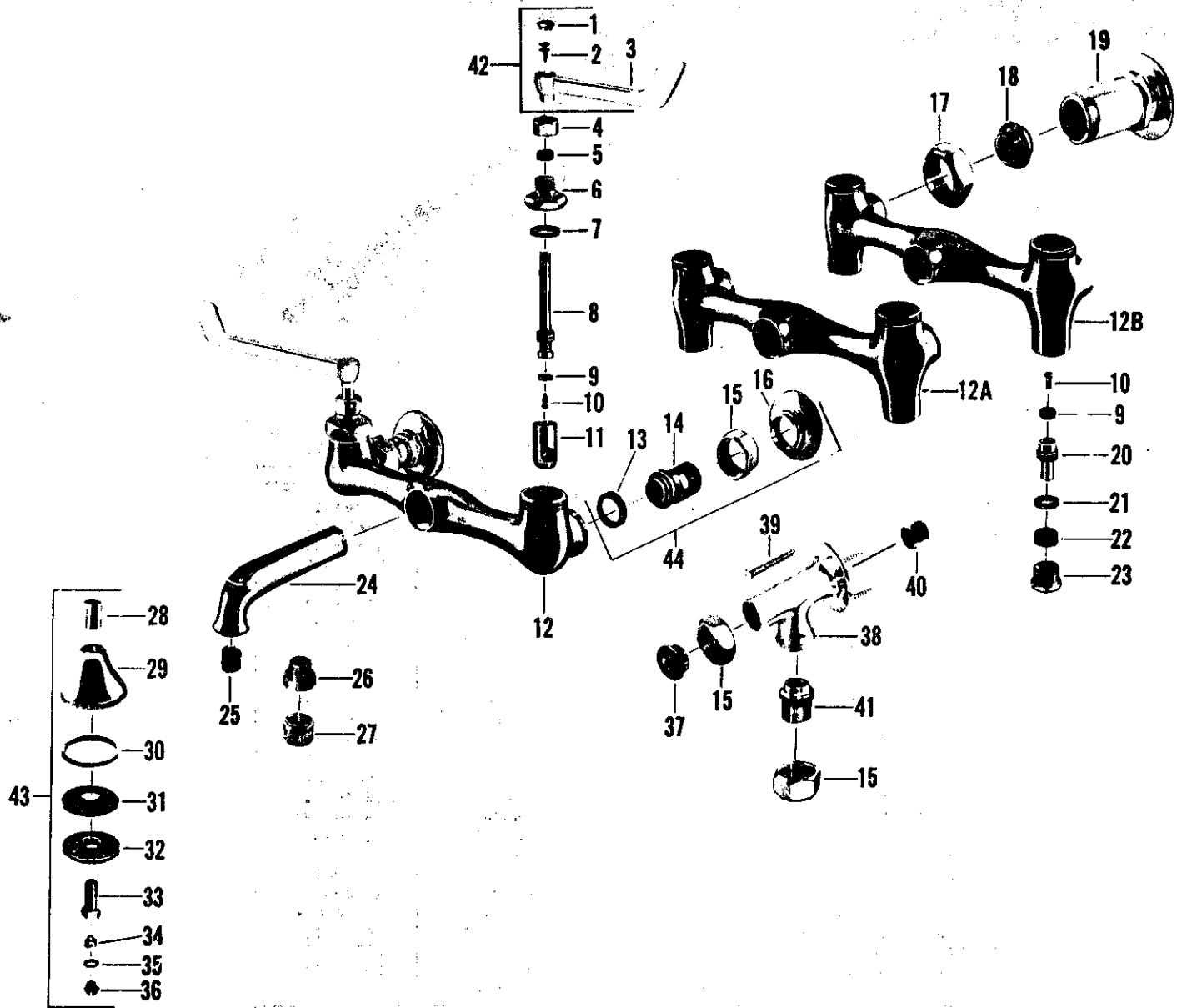
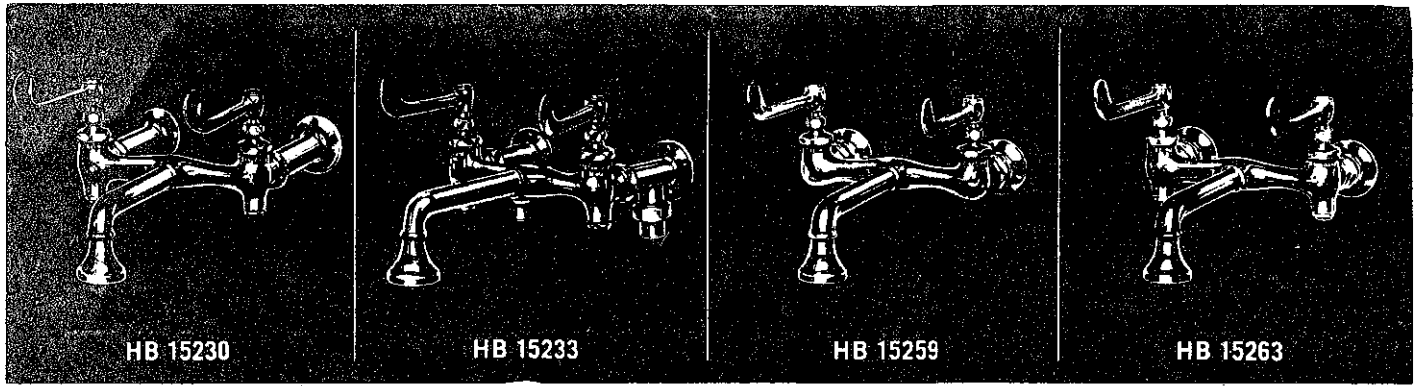
no.	description	HB 15545	HB 15550	HB 15550-A
1	Spout - 6" Long	36551-02	36551-02	36551-02
	Spout - 8" Long	36553-02	36553-02	36553-02
	Spout - 10" Long	36555-02	36555-02	36555-02
	Spout - 12" Long	36557-02	36557-02	36557-02
2	1/2" S.P.S. Close Nipple	38600-08	-	-
3	Spray Body	65558-02	-	-
4	Face Washer	1336-17	-	-
5	Screen	27337-05	-	-
6	Face	65559-02	-	-
7	Bolt	65560-02	-	-
8	Regulating Screw	27338-08	-	-
9	Washer	1325-07	-	-
10	Cap	40245-02	-	-
11	Aerator Adapter	-	-	25716-02
12	Aerator	-	-	56110-02
13	Stream Regulator	-	33955-08	-
14	Spray Head S/A	13411-02	-	-




no.	description	HB 95308	HB 95308-A
1	Button - Index	1837-023 ("H")	1838-021 ("C")
2	Screw w/lock washer	264-17	264-17
3	Handle	25659-02*	25659-02*
4	Cap	21437-02	21437-02
5	Washer	1044-07	1044-07
6	Packing	1311-07	1311-07
7	Washer	21625-07	21625-07
8	Stem w/screw & Washer	63381-04	63381-04
9	Seat Washer	441-07	441-07
10	Screw	169-07	169-07
11	Sleeve	20336-07	20336-07
12	Body	37019-02*	37019-02*
13	Washer	456-07	456-07
14	Shank	20427-02	20427-02
15	Coupling Nut	1233-22	1233-22
16	Retaining Nut	25645-04	25645-04
17	Flange	25644-02	25644-02
18	Tee	26860-02*	26860-02*
19	Packing	1616-07	1616-07
20	Friction Washer	21316-07	21316-07
21	Nut	350-12	350-12
22	Spout Ell	36442-02*	36442-02*
23	Spout - Plain End	97046-02*	97046-02*
24	Spout - For Aerator	98014-02*	98014-02*
25	Aerator	56135-04	56135-04
26	Handle S/A - Specify Index	7889-02	7889-02
Sub-assemblies -			
Shank S/A (Parts 13, 14, 15, 16 & 17) - #13258-02			

• NOT AVAILABLE


Repair Kit consisting of (2) each parts 5 thru 11 - #12948-09



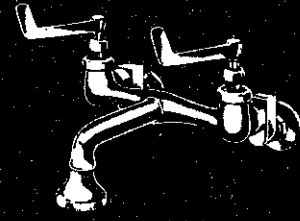
no.	Description	HD 15230	HD 15231	HD 15231-A	HD 15233	HD 15259	HD 15262	HD 15262-A	HD 15263
1	Button - Specify Index	55906-02	55906-02	55906-02	55906-02	55906-02	55906-02	55906-02	55906-02
2	Handle Screw	264-17	264-17	264-17	264-17	264-17	264-17	264-17	264-17
3	Handle	25658-02	25658-02	25658-02	25658-02	25658-02	25658-02	25658-02	25658-02
4	Stuffing Nut	25015-02	25015-02	25015-02	25015-02	25015-02	25015-02	25015-02	25015-02
5	Stem Packing	1311-07	1311-07	1311-07	1311-07	1311-07	1311-07	1311-07	1311-07
6	Stuffing Box Cap	19014-02	19014-02	19014-02	19014-02	19014-02	19014-02	19014-02	19014-02
7	Cap Washer	52-07	52-07	52-07	52-07	52-07	52-07	52-07	52-07
8	Stem w/washer & Screw - R.H. Thread	21289-02	21289-02	21289-02	21289-02	21289-02	21289-02	21289-02	21289-02
	Stem w/washer & Screw - L.H. Thread	21290-02	21290-02	21290-02	21290-02	21290-02	21290-02	21290-02	21290-02
9	Seat Washer	442-07	442-07	442-07	442-07	442-07	442-07	442-07	442-07
10	Seat Washer Screw	159-17	159-17	159-17	159-17	159-17	159-17	159-17	159-17
11	Re-Nu Sleeve - R.H. Thread	20691-08	20691-08	20691-08	20691-08	20691-08	20691-08	20691-08	20691-08
	Re-Nu Sleeve - L.H. Thread	20619-08	20619-08	20619-08	20619-08	20619-08	20619-08	20619-08	20619-08
12	Body	-	-	-	-	65417-02	-	-	-
12A	Body	-	-	-	66010-02	-	66010-02	66010-02	66010-02
12B	Body	37093-02	37093-02	37093-02	-	-	-	-	-
13	Coupling Washer	-	-	-	-	456-07	456-07	456-07	456-07
	Coupling Washer	-	-	-	487-07	-	-	-	-
14	Female Shank	-	-	-	-	20427-02	20427-02	20427-02	20427-02
15	Coupling Nut	-	-	-	24186-02	24186-02	24186-02	24186-02	24186-02
16	Adjustable Flange	-	-	-	-	609-22	609-22	609-22	609-22
17	Swivel Nut	24657-02	24657-02	24657-02	-	-	-	-	-
18	Ground Joint Swivel	39537-08	39537-08	39537-08	-	-	-	-	-
19	Ground Joint Shank	65575-02	65575-02	65575-02	-	-	-	-	-
20	Regulating Stem w/washer & Screw	21693-04	21693-04	21693-04	21693-04	-	21693-04	21693-04	21693-04
21	Brass Washer	21625-08	21625-08	21625-08	21625-08	-	21625-08	21625-08	21625-08
22	Packing	333-17	333-17	333-17	333-17	-	333-17	333-17	333-17
23	Packing Nut	25032-02	25032-02	25032-02	25032-02	-	25032-02	25032-02	25032-02
24	Spout	65416-02	65416-02	65416-02	65416-02	55416-02	65416-02	65416-02	65416-02
25	Stream Regulator	-	33955-08	-	-	-	33955-08	-	-
26	Aerator Adapter	-	-	25716-02	-	-	-	25716-02	-
27	Aerator	-	-	56110-02	-	-	-	56110-02	-
28	1/2" Close Nipple	38600-08	-	-	38600-08	38600-08	-	-	38600-08
29	Spray Body	65558-02	-	-	65558-02	65558-02	-	-	65558-02
30	Face Washer	1336-17	-	-	1336-17	1336-17	-	-	1336-17
31	Screen	27337-05	-	-	27337-05	27337-05	-	-	27337-05
32	Spray Face	65559-02	-	-	65559-02	65559-02	-	-	65559-02
33	Bolt	65560-02	-	-	65560-02	65560-02	-	-	65560-02
34	Regulating Screw	27338-08	-	-	27338-08	27338-08	-	-	27338-08
35	Washer	1325-07	-	-	1325-07	1325-07	-	-	1325-07
36	Cap	40245-02	-	-	40245-02	40245-02	-	-	40245-02
37	Collar	-	-	-	39637-08	-	-	-	-
38	Tee	-	-	-	65528-02	-	-	-	-
39	Screw	-	-	-	1248-01	-	-	-	-
40	Plug	-	-	-	382-27	-	-	-	-
41	Swivel	-	-	-	23921-02	-	-	-	-
42	Handle S/A - Specify Index	7858-02	7858-02	7858-02	7858-02	7858-02	7858-02	7858-02	7858-02
43	Spray S/A	13411-02	-	-	13411-02	13411-02	-	-	13411-02
44	Female Shank S/A	-	-	-	-	13758-02	13758-02	13758-02	13758-02



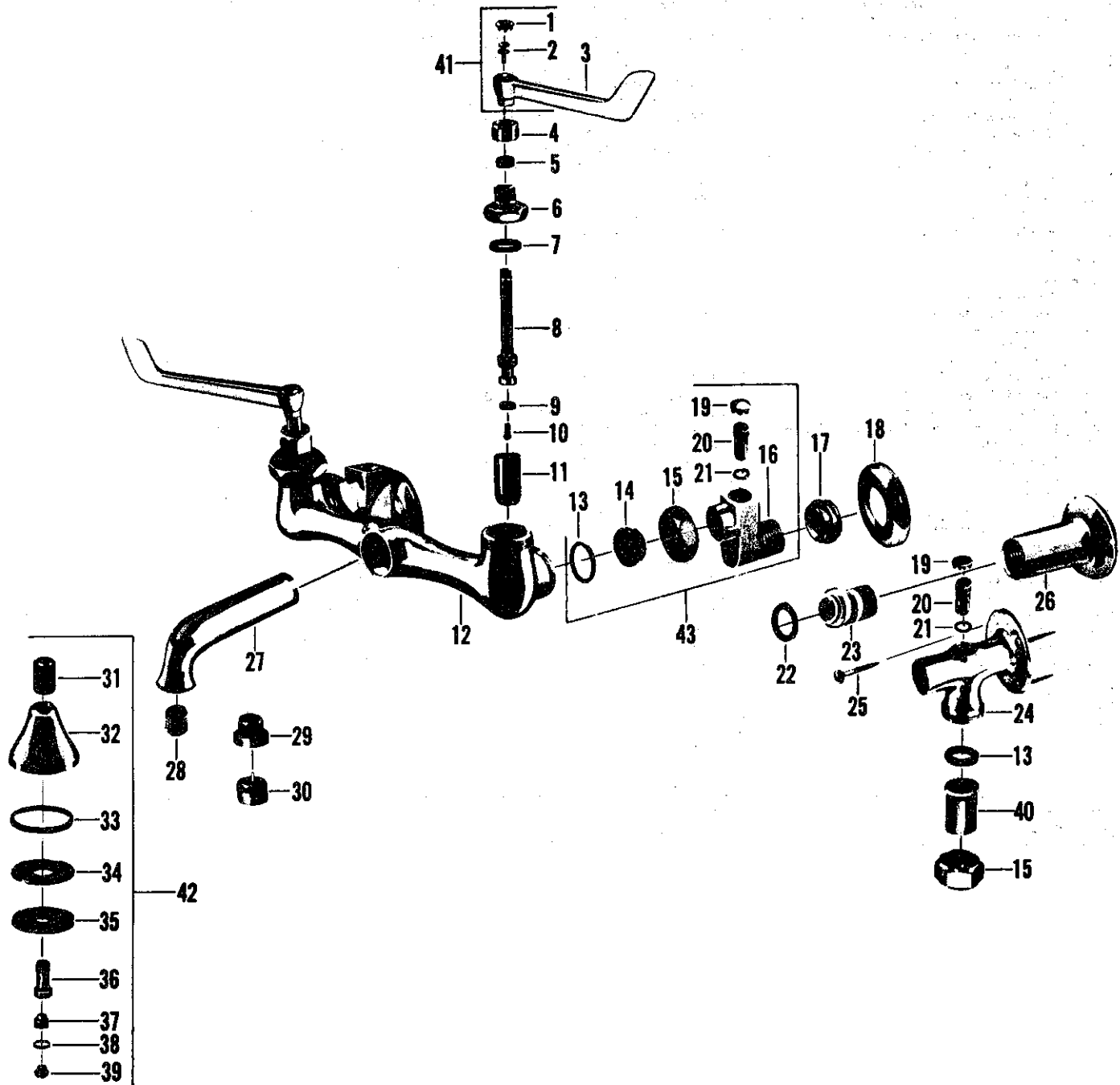
HB 95230



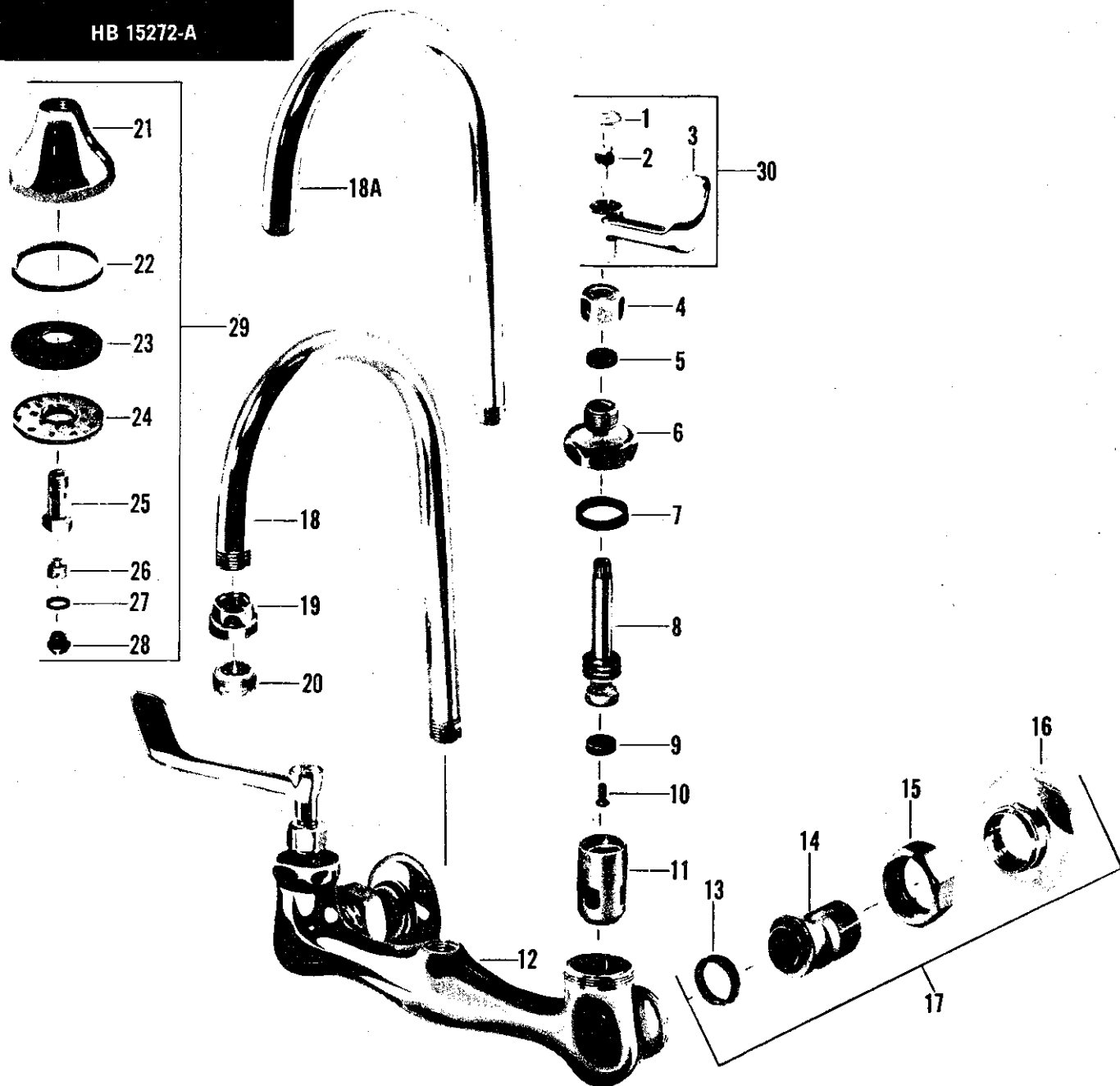
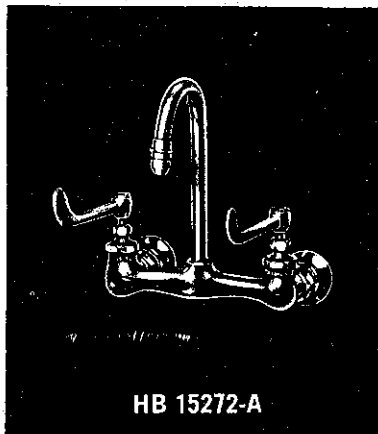
HB 95259



HB 95263



no.	description	HD 95230	HD 95231	HD 95231-A	HD 95233	HD 95259	HD 95262	HD 95262-A	HD 95262-B
1	Button - Specify Index	55906-02	55906-02	55906-02	55906-02	55906-02	55906-02	55906-02	55906-02
2	Handle Screw	264-17	264-17	264-17	264-17	264-17	264-17	264-17	264-17
3	Handle	25658-02	25658-02	25658-02	25658-02	25658-02	25658-02	25658-02	25658-02
4	Stuffing Nut	25015-02	25015-02	25015-02	25015-02	25015-02	25015-02	25015-02	25015-02
5	Stem Packing	1311-07	1311-07	1311-07	1311-07	1311-07	1311-07	1311-07	1311-07
6	Stuffing Box Cap	19014-02	19014-02	19014-02	19014-02	19014-02	19014-02	19014-02	19014-02
7	Cap Washer	52-07	52-07	52-07	52-07	52-07	52-07	52-07	52-07
8	Stem w/washer & Screw - R.H. Thread	21289-02	21289-02	21289-02	21289-02	21289-02	21289-02	21289-02	21289-02
9	Stem w/washer & Screw - L.H. Thread	21290-02	21290-02	21290-02	21290-02	21290-02	21290-02	21290-02	21290-02
10	Seat Washer	442-07	442-07	442-07	442-07	442-07	442-07	442-07	442-07
11	Seat Washer Screw	159-17	159-17	159-17	159-17	159-17	159-17	159-17	159-17
12	Re-Nu Sleeve - R.H. Thread	20691-08	20691-08	20691-08	20691-08	20691-08	20691-08	20691-08	20691-08
13	Re-Nu Sleeve - L.H. Thread	20619-08	20619-08	20619-08	20619-08	20619-08	20619-08	20619-08	20619-08
14	Body	25643-02	25643-02	25643-02	25643-02	25643-02	25643-02	25643-02	25643-02
15	Coupling Washer	487-07	487-07	487-07	487-07	487-07	487-07	487-07	487-07
16	Collar	39637-08	39637-08	39637-08	39637-08	39637-08	39637-08	39637-08	39637-08
17	Coupling Nut	1233-22	1233-22	1233-22	1233-22	1233-22	1233-22	1233-22	1233-22
18	Shank Body	25641-02	25641-02	25641-02	25641-02	25641-02	25641-02	25641-02	25641-02
19	Retaining Nut	-	-	-	-	25645-02	25645-02	25645-02	25645-02
20	Escutcheon	-	-	-	-	25644-02	25644-02	25644-02	25644-02
21	Button - Specify Plain	55906-02	55906-02	55906-02	55906-02	-	55906-02	55906-02	55906-02
22	Regulating Stem	25642-08	25642-08	25642-08	25642-08	-	25642-08	25642-08	25642-08
23	"O" Ring	1799-07	1799-07	1799-07	1799-07	-	1799-07	1799-07	1799-07
24	Coupling Washer	-	-	-	-	456-07	-	-	-
25	Female Shank	-	-	-	-	20427-02	-	-	-
26	Tee	-	-	-	25649-02	-	-	-	-
27	Screw	-	-	-	1248-01	-	-	-	-
28	Shank Extension	25646-02	25646-02	25646-02	-	-	-	-	-
29	Spout	65416-02	65416-02	65416-02	65416-02	65416-02	65416-02	65416-02	65416-02
30	Stream Regulator	33955-08	-	-	-	33955-08	-	-	-
31	Aerator Adapter	-	-	25716-02	-	-	-	25716-02	-
32	Aerator	-	-	56110-02	-	-	-	56110-02	-
33	1/2" Close Nipple	38600-08	-	-	38600-08	38600-08	-	-	38600-08
34	Spray Body	65558-02	-	-	65558-02	65558-02	-	-	65558-02
35	Face Washer	1336-17	-	-	1336-17	1336-17	-	-	1336-17
36	Screen	27337-05	-	-	27337-05	27337-05	-	-	27337-05
37	Spray Face	65559-02	-	-	65559-02	65559-02	-	-	65559-02
38	Bolt	65560-02	-	-	65560-02	65560-02	-	-	65560-02
39	Regulating Screw	27338-08	-	-	27338-08	27338-08	-	-	27338-08
40	Washer	1325-07	-	-	1325-07	1325-07	-	-	1325-07
41	Cap	40245-02	-	-	40245-02	40245-02	-	-	40245-02
42	Swivel	-	-	-	24056-02	-	-	-	-
43	Handle S/A - Specify Index	7858-02	7858-02	7858-02	7858-02	7858-02	7858-02	7858-02	7858-02
44	Spray S/A	13411-02	-	-	13411-02	13411-02	-	-	13411-02
45	Shank S/A	7860-02	7860-02	7860-02	-	-	7860-02	7860-02	7860-02
46	Shank S/A - (Parts 15-17-18-22-23)	-	-	-	-	13258-02	-	-	-

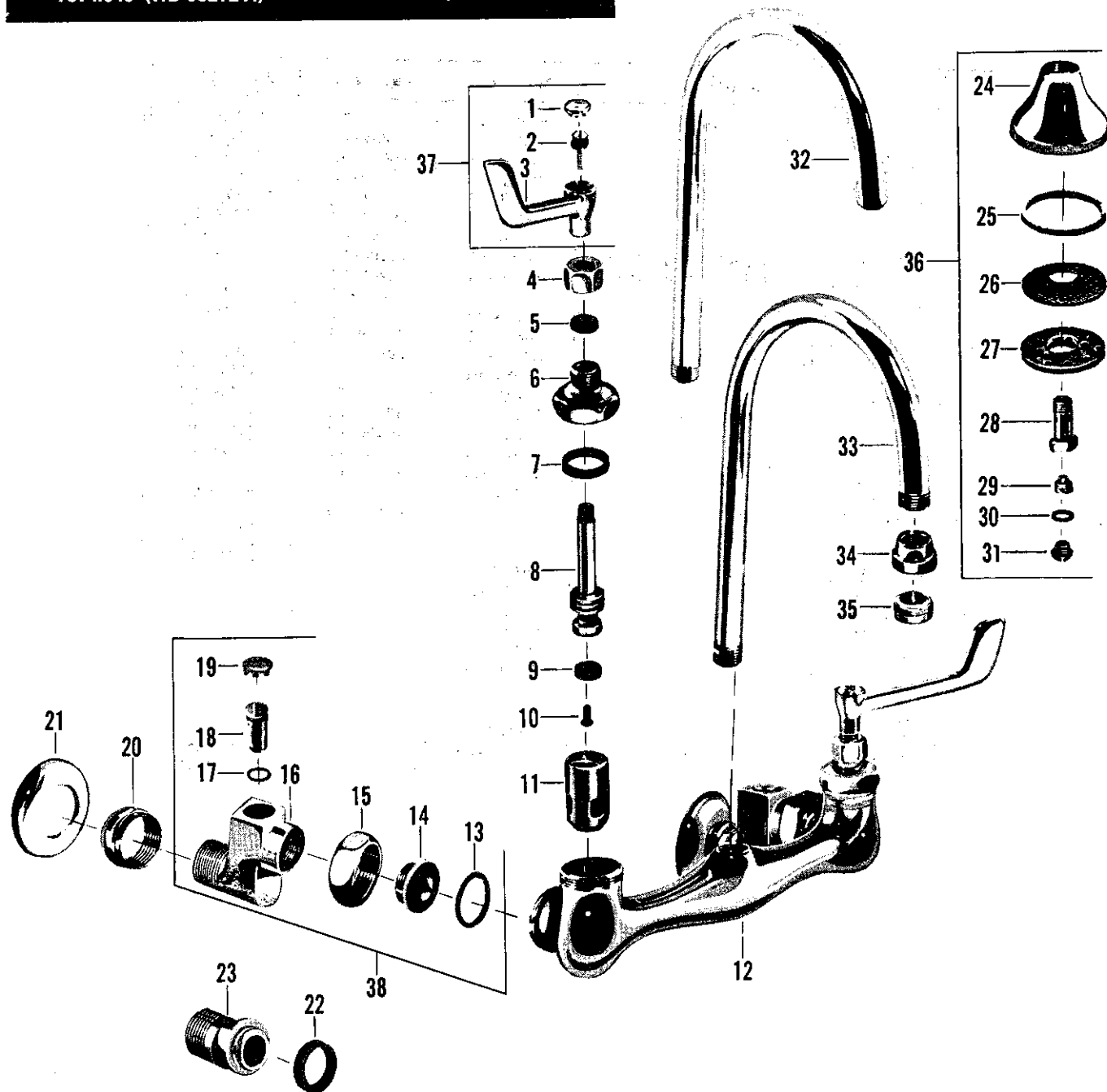
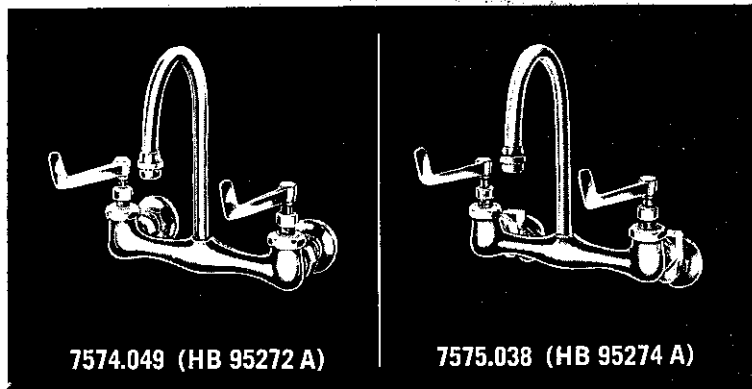


no.	description	HB 15271	HB 15272	HB 15272-A
1	Index Cap - Specify Index	55906-02	55906-02	55906-02
2	Screw w/lock washer	264-17	264-17	264-17
3	Handle	25658-02	25658-02	25658-02
4	Stuffing Nut	25015-02	25015-02	25015-02
5	Packing	1311-07	1311-07	1311-07
6	Cap	19014-02	19014-02	19014-02
7	Washer	52-07	52-07	52-07
8	Stem w/washer & Screw - R.H. Thds.	21289-02	21289-02	21289-02
	Stem w/washer & Screw - L.H. Thds.	21290-02	21290-02	21290-02
9	Seat Washer	442-07	442-07	442-07
10	Seat Washer Screw	159-17	159-17	159-17
11	Sleeve - L.H. Thds.	20619-08	20619-08	20619-08
	Sleeve - R.H. Thds.	20691-08	20691-08	20691-08
12	Body	65452-02	65452-02	65452-02
13	Washer	456-07	456-07	456-07
14	Shank	20427-02	20427-02	20427-02
15	Nut	24186-02	24186-02	24186-02
16	Flange	609-22	609-22	609-22
17	Shank S/A	13758-02	13758-02	13758-02
18	Gooseneck	42170-02	-	42170-02
18A	Gooseneck	-	42948-02	-
19	Adapter	-	-	25715-02
20	Aerator	-	-	56110-02
21	Spray Body	65557-02	-	-
22	Face Washer	1336-17	-	-
23	Screen	27337-05	-	-
24	Spray Face	65559-02	-	-
25	Bolt	65560-02	-	-
26	Regulator Screw	27338-08	-	-
27	Washer	1325-07	-	-
28	Cap	40245-02	-	-
29	Spray S/A	13410-02	-	-
30	Handle S/A - Specify Index	7858-02	7858-02	7858-02

Supply Fittings

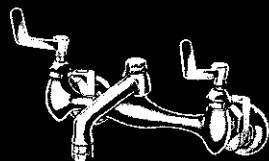
RE-NU

KISSLER & CO., INC.

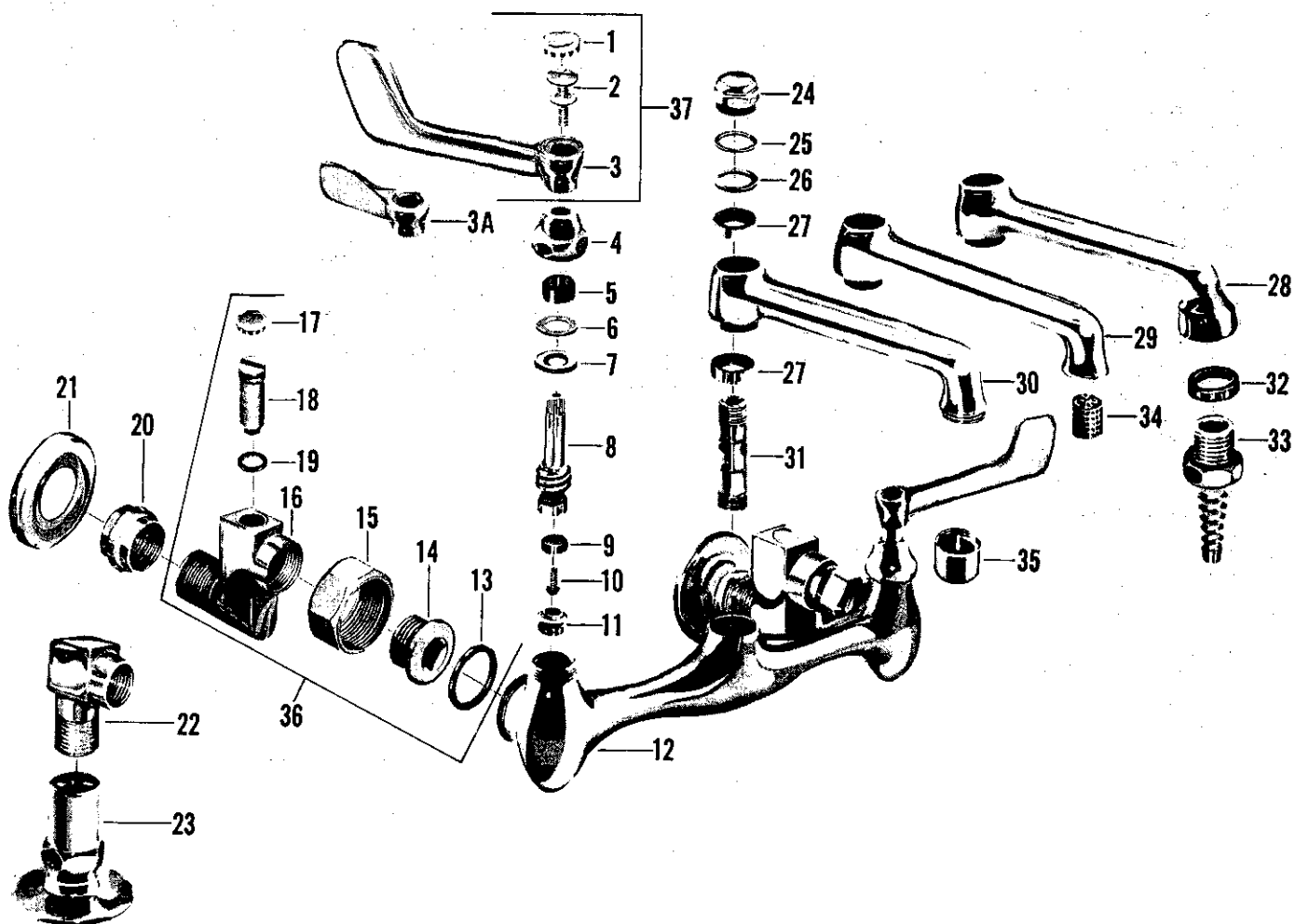


no.	description	HB 95271	HB 95272	HB 95272-A	HB 95274	HB 95274-A	HB 95274-A	HB 95274-4A	HB 95275
		1837-023 ("H")			1838-021 ("C")				
1	Button - Index	264-17	264-17	264-17	264-17	264-17	264-17	264-17	264-17
2	Handle Screw	25658-02*	25658-02*	25658-02*	25658-02*	25658-02*	-	-	25658-02*
3	6" Handle	-	-	-	-	-	25657-02*	25657-02*	-
4	4" Handle	25015-02	25015-02	25015-02	25015-02	25015-02	25015-02	25015-02	25015-02
5	Stuffing Nut	1311-07	1311-07	1311-07	1311-07	1311-07	1311-07	1311-07	1311-07
6	Packing	19014-02	19014-02	19014-02	19014-02	19014-02	19014-02	19014-02	19014-02
7	Stuffing Box Cap	52-07	52-07	52-07	52-07	52-07	52-07	52-07	52-07
8	Cap Washer	31305-04	31305-04	31305-04	31305-04	31305-04	31305-04	31305-04	31305-04
9	Stem w/washer & Screw - R.H.	31306-04	31306-04	31306-04	31306-04	31306-04	31306-04	31306-04	31306-04
10	Stem w/washer & Screw - L.H.	442-07	442-07	442-07	442-07	442-07	442-07	442-07	442-07
11	Seat Washer	169-07	169-07	169-07	169-07	169-07	169-07	169-07	169-07
12	Seat Washer Screw	20691-07	20691-07	20691-07	20691-07	20691-07	20691-07	20691-07	20691-07
13	Re-Nu Sleeve - R.H.	20619-07	20619-07	20619-07	20619-07	20619-07	20619-07	20619-07	20619-07
14	Re-Nu Sleeve - L.H.	25647-02*	25647-02*	25647-02*	25647-02*	25647-02*	25647-02*	25647-02*	25647-02*
15	Body	-	-	-	456-07	456-07	456-07	456-07	456-07
16	Coupling Washer	-	-	-	39637-07	39637-07	39637-07	39637-07	39637-07
17	Collar	1233-22	1233-22	1233-22	1233-22	1233-22	1233-22	1233-22	1233-22
18	Coupling Nut	-	-	-	25641-02	25641-02	25641-02	25641-02	25641-02
19	Shank Body	-	-	-	1799-07	1799-07	1799-07	1799-07	1799-07
20	"O" Ring	-	-	-	25642-07	25642-07	25642-07	25642-07	25642-07
21	Regulating Stem	-	-	-	55906-02	55906-02	55906-02	55906-02	55906-02
22	Button - Specify Plain	25645-04	25645-04	25645-04	25645-04	25645-04	25645-04	25645-04	25645-04
23	Retaining Nut	25644-02	25644-02	25644-02	25644-02	25644-02	25644-02	25644-02	25644-02
24	Escutcheon	456-07	456-07	456-07	-	-	-	-	-
25	Coupling Washer	20427-02	20427-02	20427-02	-	-	-	-	-
26	Female Shank	65557-02*	-	-	-	-	-	-	65557-02*
27	Spray Body	1336-17	-	-	-	-	-	-	1336-17
28	Face Washer	27337-05	-	-	-	-	-	-	27337-05
29	Screen	65559-02	-	-	-	-	-	-	65559-02
30	Face	65560-02	-	-	-	-	-	-	65560-02
31	Bolt	27338-07	-	-	-	-	-	-	27338-07
32	Regulating Screw	1235-07	-	-	-	-	-	-	1235-07
33	Washer	40245-02	-	-	-	-	-	-	40245-02
34	Cap	-	42948-02*	-	42948-02*	-	42948-02*	-	-
35	Plain End Gooseneck	42170-02	-	42170-02	-	42170-02	-	42170-02	42170-02
36	Threaded End Gooseneck	-	-	25715-02	-	25715-02	-	25715-02	-
37	Aerator Adapter	-	-	56135-02	-	56135-02	-	56135-02	-
38	Aerator	13410-02	-	-	-	-	-	-	13410-02
39	Spray S/A	7898-02	7898-02	7898-02	7898-02	7898-02	-	-	7898-02
40	6" Handle S/A - Specify Index	-	-	-	-	-	7887-02	7887-02	-
41	4" Handle S/A - Specify Index	-	-	-	7860-02	7860-02	7860-02	7860-02	7860-02
42	Shank S/A	-	-	-	-	-	-	-	-
43	Shank S/A - (Parts 15-20-21-22-23)	13258-02	13258-02	13258-02	-	-	-	-	-

* NOT AVAILABLE



7576.036 (HB 95289 A)

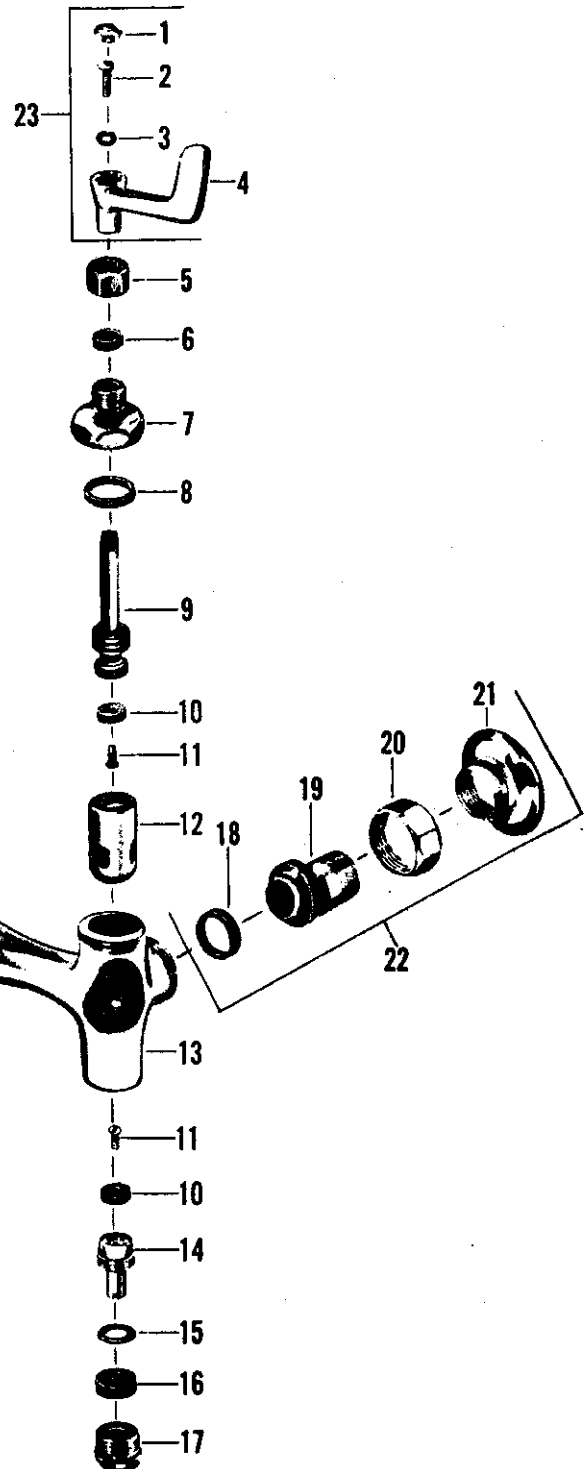
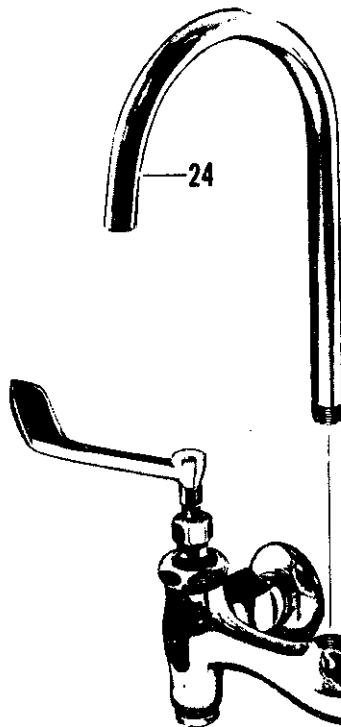
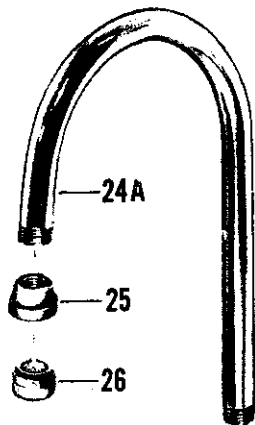
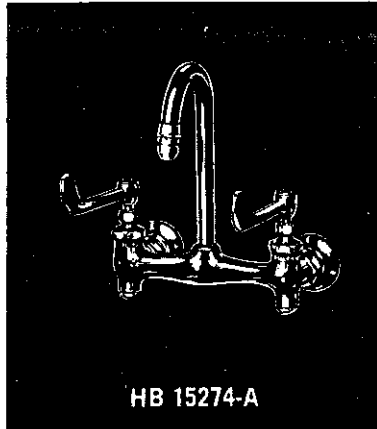


no.	description	HB 95289	HB 95289-A	HB 96201	HB 96203
1	Button - Index	← 1837-023 ("H"),		1838-021 ("C") →	
2	Handle Screw	264-17	264-17	264-17	264-17
3	4" Handle	25657-02	25657-02	-	-
3A	Small Lever Handle	-	-	25656-02	25656-02
4	Cap	21436-02	21436-02	21436-02	21436-02
5	Packing	1311-07	1311-07	1311-07	1311-07
6	Washer	21625-07	21625-07	21625-07	21625-07
7	Cap Washer	1863-07	1863-07	1863-07	1863-07
8	Stem w/washer & Screw - Cold - L.H. Thread	63375-04	63375-04	63375-04	63375-04
	Stem w/washer & Screw - Hot - R.H. Thread	63381-04	63381-04	63381-04	63381-04
9	Seat Washer	441-07	441-07	441-07	441-07
10	Seat Washer Screw	169-07	169-07	169-07	169-07
11	Seat	← Brass 174-14,		Monel 175-37 →	
12	Body w/seats	8190-02	8190-02	8190-02	8190-02
13	Coupling Washer	456-07	456-07	456-07	456-07
14	Collar	39637-07	39637-07	39637-07	39637-07
15	Coupling Nut	1233-22	1233-22	1233-22	1233-22
16	Shank Body	25641-02	25641-02	25641-02	-
17	Button - Specify Plain	55906-024	55906-024	55906-024	55906-024
18	Regulating Stem	25642-07	25642-07	25642-07	25642-07
19	"O" Ring	1799-07	1799-07	1799-07	1799-07
20	Retaining Nut	25645-04	25645-04	25645-04	-
21	Escutcheon	25644-02	25644-02	25644-02	-
22	Shank Ell Body	-	-	-	25648-02
23	Flange Shank	-	-	-	20553-02
24	Spout Nut	25013-02	25013-02	25013-02	25013-02
25	Lock Washer	21365-05	21365-05	21365-05	21365-05
26	Spacer Washer	305-17	305-17	305-17	305-17
27	Spout Packing	473-07	473-07	473-07	473-07
28	Spout	-	-	66056-02	66056-02
29	Spout w/regulator & Packings	8193-02	-	-	-
30	Spout w/aerator & Packings	-	8155-02	-	-
31	Connecting Post	1162-17	1162-17	1162-17	1162-17
32	Washer	-	-	1324-07	1324-07
33	Serrated Nozzle	-	-	20415-02	20415-02
34	Stream Regulator	33952-07	-	-	-
35	Aerator	-	56135-02	-	-
36	Shank S/A	7860-02	7860-02	7860-02	-
37	4" Handle S/A - Specify Index	7887-02	7887-02	-	-
Sub-assembly -					
Small Lever Handle S/A - Specify Index -					
(Parts 1-2-3A)		-	-	7886-02	7886-02

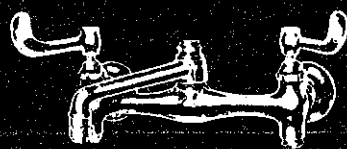
Repair Kits:

- Parts 5 thru 11 for Hot & Cold Sides - #3468-09
- Parts 5 thru 11 for Hot Side only - #12969-09
- Parts 5 thru 11 for Cold Side only - #12970-09

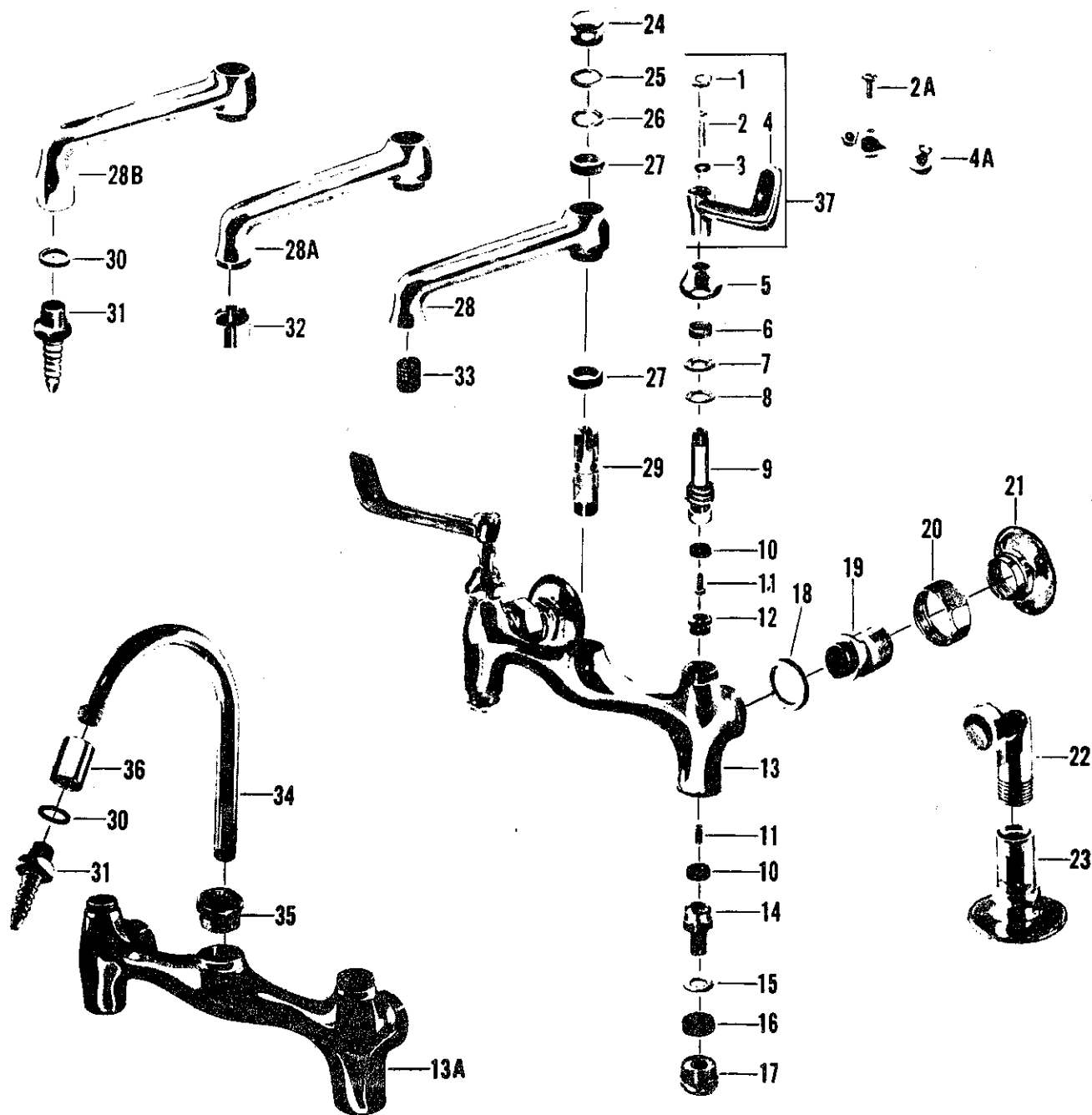
• NOT AVAILABLE



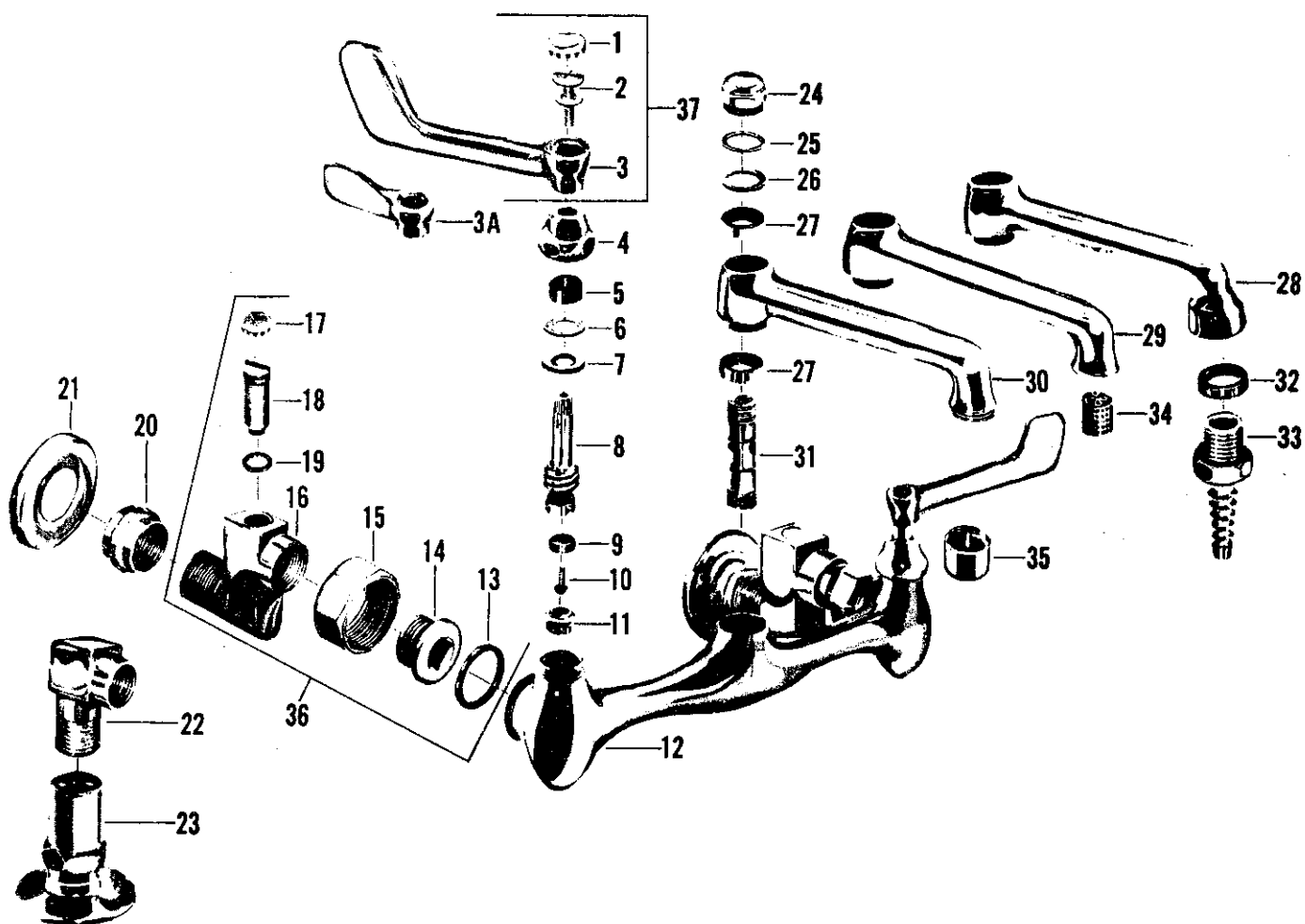
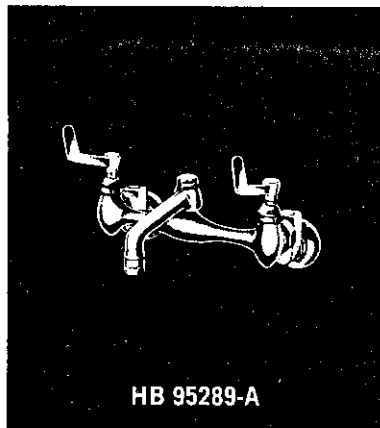
no.	description	HB 15274	HB 15274-A	HB 15274-4	HB 15274-4A	HB 15275
1	Index Button - Specify Index	55906-02	55906-02	55906-02	55906-02	55906-02
2	Screw	-	-	297-37	297-37	-
	Screw w/lock washer (for 6" Handle)	264-17	264-17	-	-	264-17
3	Lock Washer	-	-	269-09	269-09	-
4	Handle - 4"	-	-	429-12	429-12	-
	Handle - 6"	25658-02	25658-02	-	-	25658-02
5	Stuffing Nut	25015-02	25015-02	25015-02	25015-02	25015-02
6	Packing	1311-07	1311-07	1311-07	1311-07	1311-07
7	Cap	19014-02	19014-02	19014-02	19014-02	19014-02
8	Washer	52-07	52-07	52-07	52-07	52-07
9	Stem w/washer & Screw - R.H. Thds.	21289-02	21289-02	21289-02	21289-02	21289-02
	Stem w/washer & Screw - L.H. Thds.	21290-02	21290-02	21290-02	21290-02	21290-02
10	Seat Washer	442-07	442-07	442-07	442-07	442-07
11	Seat Washer Screw	159-17	159-17	159-17	159-17	159-17
12	Sleeve - L.H. Thds.	20619-08	20619-08	20619-08	20619-08	20619-08
	Sleeve - R.H. Thds.	20691-08	20691-08	20691-08	20691-08	20691-08
13	Body	66018-02	66018-02	66018-02	66018-02	66018-02
14	Regulator Stem w/screw & Washer	21693-04	21693-04	21693-04	21693-04	21693-04
15	Washer	21625-08	21625-08	21625-08	21625-08	21625-08
16	Packing	333-17	333-17	333-17	333-17	333-17
17	Packing Nut	25032-02	25032-02	25032-02	25032-02	25032-02
18	Washer	456-07	456-07	456-07	456-07	456-07
19	Shank	20427-02	20427-02	20427-02	20427-02	20427-02
20	Nut	24186-02	24186-02	24186-02	24186-02	24186-02
21	Flange	609-22	609-22	609-22	609-22	609-22
22	Shank S/A	13758-02	13758-02	13758-02	13758-02	13758-02
23	Handle S/A - 4" (Specify Index)	-	-	9866-02	9866-02	-
	Handle S/A - 6" (Specify Index)	7858-02	7858-02	-	-	7858-02
24	Gooseneck	42948-02	-	42948-02	-	-
24A	Gooseneck	-	42170-02	-	42170-02	42170-02
25	Adapter	-	25715-02	-	25715-02	-
26	Aerator	-	56110-02	-	56110-02	-
27	Spray Body	-	-	-	-	65557-02
28	Face Washer	-	-	-	-	1336-17
29	Screen	-	-	-	-	27337-05
30	Spray Face	-	-	-	-	65559-02
31	Bolt	-	-	-	-	65560-02
32	Regulator Screw	-	-	-	-	27338-08
33	Washer	-	-	-	-	1325-07
34	Cap	-	-	-	-	40245-02
35	Spray S/A	-	-	-	-	13410-02



HB 15289-A



no.	description	HS 15289	HS 15289-A	HS 16201	HS 16202	HS 16203
1	Button - Specify Index	55906-02	55906-02	-	-	-
2	Handle Screw	297-37	297-37	-	-	-
2A	Handle Screw	-	-	173-01	173-01	173-01
3	Lock Washer	269-09	269-09	-	-	-
4	Handle	429-12	429-12	-	-	-
4A	Handle - Specify Index	-	-	1185-12	1185-12	1185-12
5	Cap	21436-02	21436-02	21436-02	21436-02	21436-02
6	Packing	1311-07	1311-07	1311-07	1311-07	1311-07
7	Brass Washer	21625-08	21625-08	21625-08	21625-08	21625-08
8	Cap Washer	125-07	125-07	125-07	125-07	125-07
9	Stem w/washer & Screw - Cold - L.H. Thd.	21658-02	21658-02	21658-02	21658-02	21658-02
	Stem w/washer & Screw - Hot - R.H. Thd.	21659-02	21659-02	21659-02	21659-02	21659-02
10	Seat Washer	441-07	441-07	441-07	441-07	441-07
11	Seat Washer Screw	159-17	159-17	159-17	159-17	159-17
12	Seat	174-14	174-14	174-14	174-14	174-14
13	Body w/seats	8089-02	8089-02	8089-02	8089-02	-
13A	Body w/seats	-	-	-	-	8087-02
14	Regulating Stem w/washer & Screw	65534-04	65534-04	65534-04	65534-04	65534-04
15	Brass Washer	21650-08	21650-08	21650-08	21650-08	21650-08
16	Packing	1349-37	1349-37	1349-37	1349-37	1349-37
17	Packing Nut	65535-02	65535-02	65535-02	65535-02	65535-02
18	Coupling Washer	456-07	456-07	456-07	-	456-07
	Coupling Washer	-	-	-	487-07	-
19	Female Shank	20427-02	20427-02	20427-02	-	20427-02
20	Coupling Nut	1233-22	1233-22	1233-22	1233-22	1233-22
21	Flange	609-22	609-22	609-22	-	609-22
22	Ell	-	-	-	23972-02	-
23	Shank	-	-	-	20553-02	-
24	Spout Nut	25013-02	25013-02	25013-02	25013-02	-
25	Lock Washer	21365-05	21365-05	21365-05	21365-05	-
26	Spacer Washer	305-17	305-17	305-17	305-17	-
27	Packing	473-07	473-07	473-07	473-07	-
28	Spout w/regulator & Packings	8193-02	-	-	-	-
28A	Spout w/aerator & Packings	-	8155-02	-	-	-
28B	Spout	-	-	66056-02	66056-02	-
29	Post	1162-17	1162-17	1162-17	1162-17	-
30	Washer	-	-	1324-07	1324-07	1324-07
31	Serrated Nozzle	-	-	20415-02	20415-02	20415-02
32	Aerator	-	56117-02	-	-	-
33	Stream Regulator	33952-08	-	-	-	-
34	Gooseneck	-	-	-	-	20963-02
35	Nut	-	-	-	-	65725-02
36	Gooseneck Tip	-	-	-	-	20962-02
37	Handle S/A - Specify Index	9866-02	9866-02	-	-	-
Sub-assemblies -						
	Shank S/A - (Parts 18-19-20-21)	14319-02	14319-02	14319-02	-	14319-02
	Shank S/A - (Parts 18-20-22-23)	-	-	-	14122-02	-

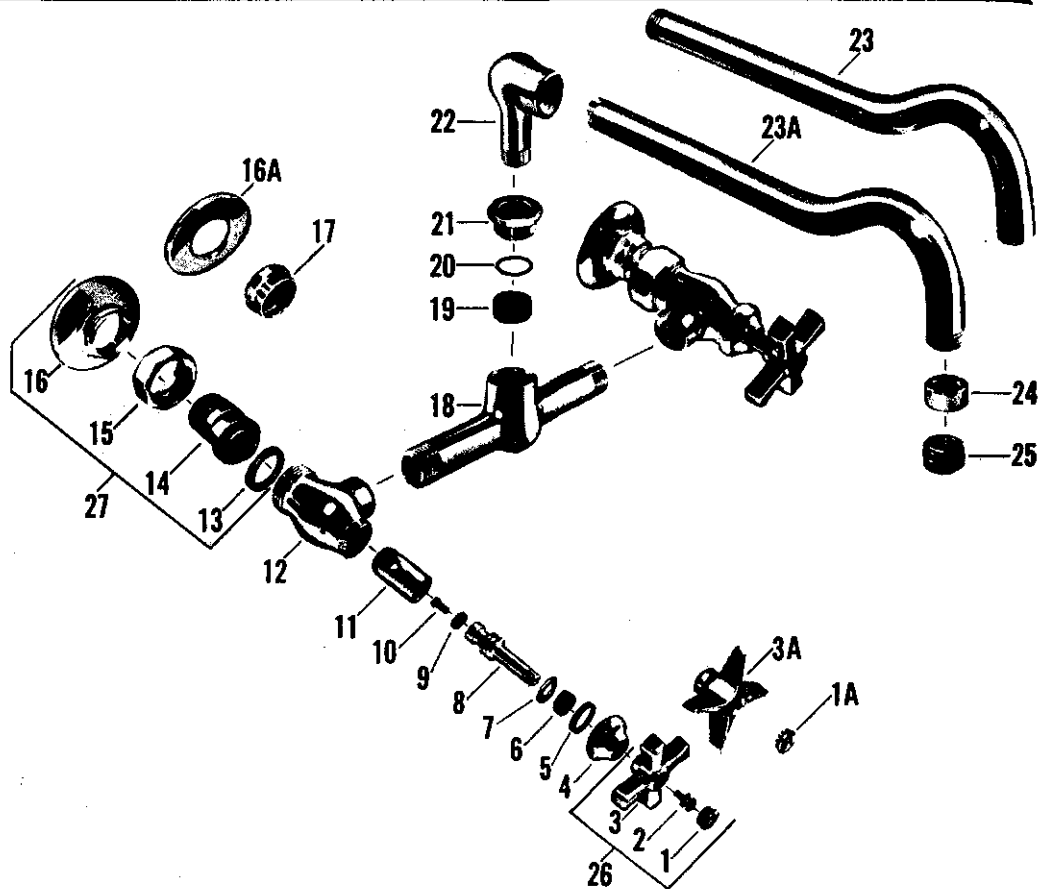
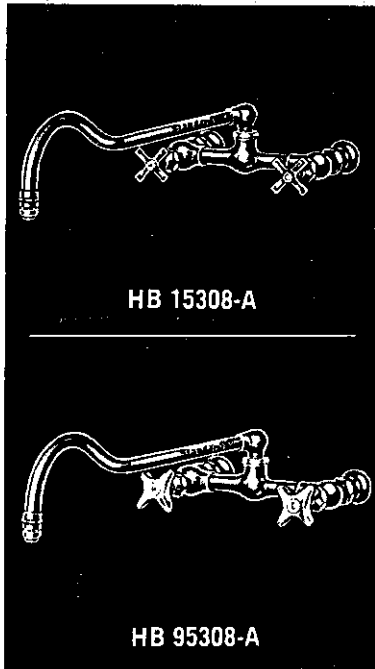


no.	description	NO. 55285	NO. 55285-A	NO. 55285	NO. 55285
1	Button - Specify Index	55906-02	55906-02	55906-02	55906-02
2	Handle Screw	264-17	264-17	264-17	264-17
3	4" Handle	25657-02	25657-02	-	-
3A	Small Lever Handle	-	-	25656-02	25656-02
4	Cap	21436-02	21436-02	21436-02	21436-02
5	Packing	1311-07	1311-07	1311-07	1311-07
6	Brass Washer	21625-08	21625-08	21625-08	21625-08
7	Cap Washer	125-07	125-07	125-07	125-07
8	Stem w/washer & Screw - Cold - L.H. Thread	21658-02	21658-02	21658-02	21658-02
	Stem w/washer & Screw - Hot - R.H. Thread	21659-02	21659-02	21659-02	21659-02
9	Seat Washer	441-07	441-07	441-07	441-07
10	Seat Washer Screw	159-17	159-17	159-17	159-17
11	Seat	174-14	174-14	174-14	174-14
12	Body w/seats	8190-02	8190-02	8190-02	8190-02
13	Coupling Washer	487-07	487-07	487-07	487-07
14	Collar	39637-08	39637-08	39637-08	39637-08
15	Coupling Nut	1233-22	1233-22	1233-22	1233-22
16	Shank Body	25641-02	25641-02	25641-02	-
17	Button - Specify Plain	55906-02	55906-02	55906-02	55906-02
18	Regulating Stem	25642-08	25642-08	25642-08	25642-08
19	"O" Ring	1799-07	1799-07	1799-07	1799-07
20	Retaining Nut	25645-02	25645-02	25645-02	-
21	Escutcheon	25644-02	25644-02	25644-02	-
22	Shank Ell Body	-	-	-	25648-02
23	Flange Shank	-	-	-	20553-02
24	Spout Nut	25013-02	25013-02	25013-02	25013-02
25	Lock Washer	21365-05	21365-05	21365-05	21365-05
26	Spacer Washer	305-17	305-17	305-17	305-17
27	Spout Packing	473-07	473-07	473-07	473-07
28	Spout	-	-	66056-02	66056-02
29	Spout w/regulator & Packings	8193-02	-	-	-
30	Spout w/aerator & Packings	-	8155-02	-	-
31	Connecting Post	1162-17	1162-17	1162-17	1162-17
32	Washer	-	-	1324-07	1324-07
33	Serrated Nozzle	-	-	20415-02	20415-02
34	Stream Regulator	33952-08	-	-	-
35	Aerator	-	56117-02	-	-
36	Shank S/A	7860-02	7860-02	7860-02	-
37	4" Handle S/A - Specify Index	7857-02	7857-02	-	-
Sub-assembly -					
Small Lever Handle S/A - Specify Index -					
(Parts 1-2-3A)		-	-	7856-02	7856-02
Deck Shank S/A - (Parts 13-14-15-17-18-					
19-22-23)		-	-	-	7855-02

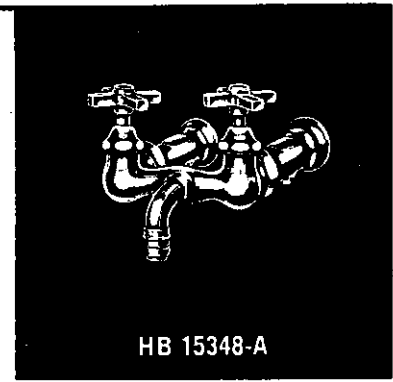
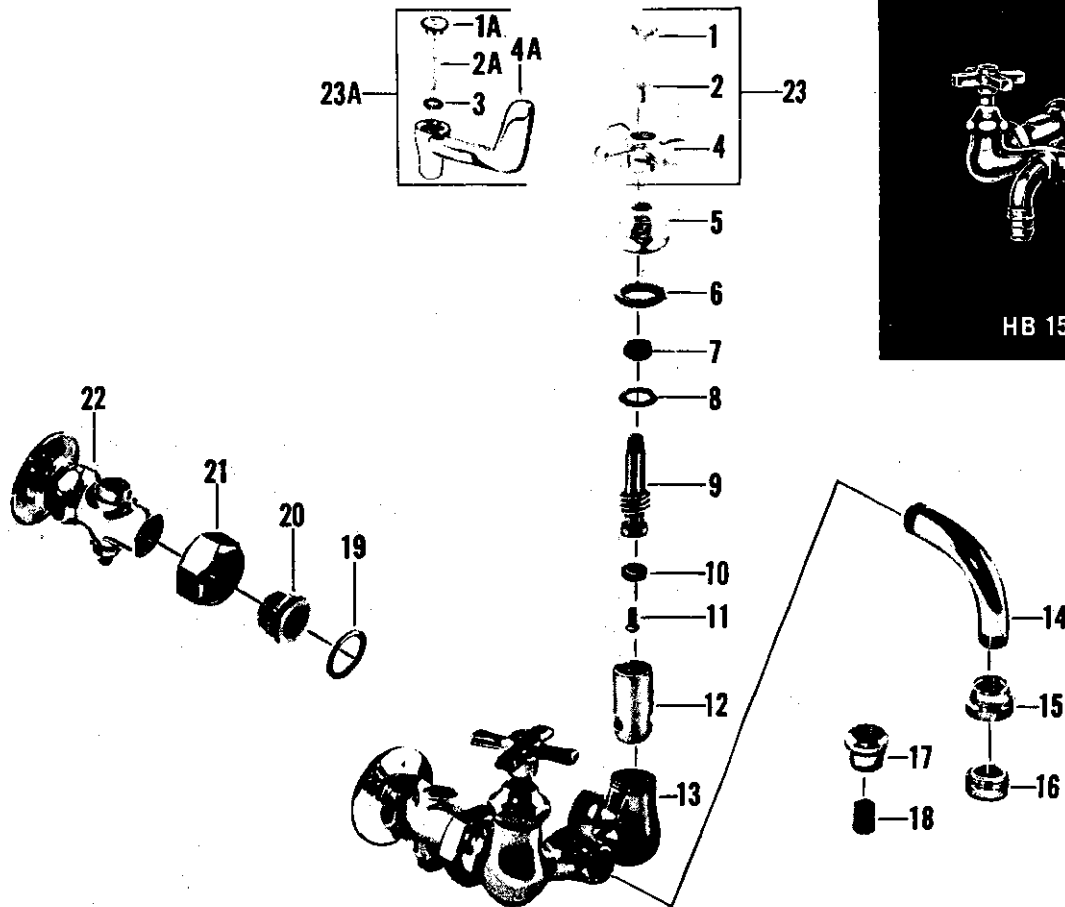
Supply Fittings

RE-NU

KISSLER & CO., INC.

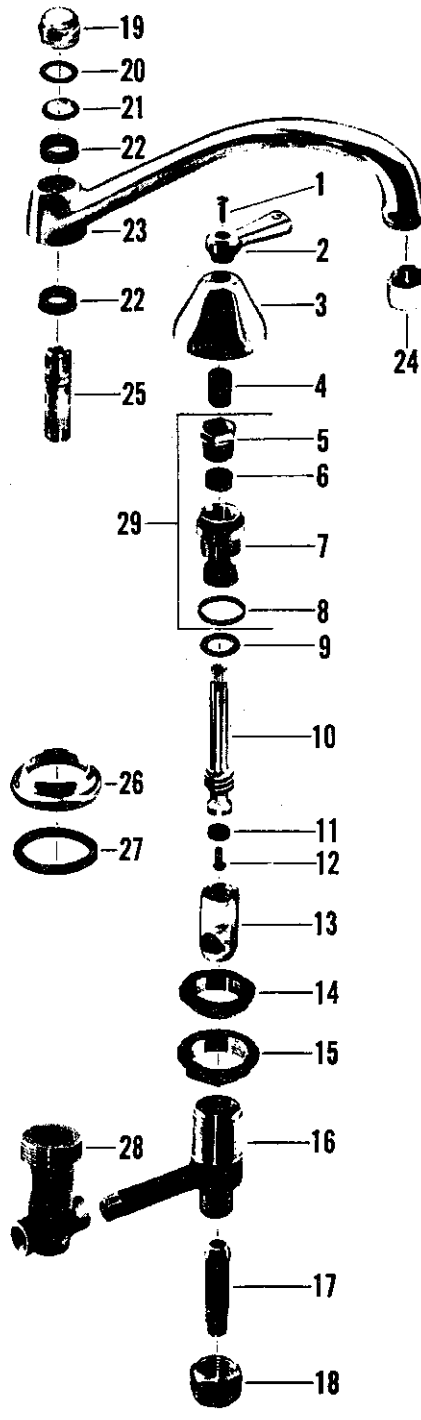


no.	description	HB 15308	HB 95308	HB 15308-A	HB 95308-A
1	Index Cap - Specify Index	1255-12	-	1255-12	-
1A	Index Button - Specify Index	-	55906-02	-	55906-02
2	Screw w/lock washer	264-17	264-17	264-17	264-17
3	Handle	1186-12	-	1186-12	-
3A	Handle	-	25659-02	-	25659-02
4	Cap	21437-02	21437-02	21437-02	21437-02
5	Washer	1044-07	1044-07	1044-07	1044-07
6	Packing	1311-07	1311-07	1311-07	1311-07
7	Washer	21625-07	21625-07	21625-07	21625-07
8	Stem w/screw & Washer	20731-02	20731-02	20731-02	20731-02
9	Seat Washer	441-07	441-07	441-07	441-07
10	Screw	159-17	159-17	159-17	159-17
11	Sleeve	20336-08	20336-08	20336-08	20336-08
12	Body	37019-02	37019-02	37019-02	37019-02
13	Washer	456-07	456-07	456-07	456-07
14	Shank	20427-02	20427-02	20427-02	20427-02
15	Coupling Nut	1233-22	1233-22	1233-22	1233-22
16	Flange	609-22	-	609-22	-
16A	Flange	-	25644-02	-	25644-02
17	Retaining Nut	-	25645-02	-	25645-02
18	Tee	26860-02	26860-02	26860-02	26860-02
19	Packing	416-07	416-07	416-07	416-07
20	Friction Washer	21316-08	21316-08	21316-08	21316-08
21	Nut	350-12	350-12	350-12	350-12
22	Spout Ell	36442-02	36442-02	36442-02	36442-02
23	Spout	97046-02	97046-02	-	-
23A	Spout	-	-	98014-02	98014-02
24	Adapter	-	-	25717-02	25717-02
25	Aerator	-	-	56110-02	56110-02
26	Handle S/A - Specify Index	9171-02	-	9171-02	-
27	Shank S/A	14319-02	-	14319-02	-
Sub-assemblies -					
Handle S/A - (Parts 1A, 2 & 3A) - Specify Index - #7859-02					
Shank S/A - (Parts 13, 14, 15, 16A & 17) - #13258-02					

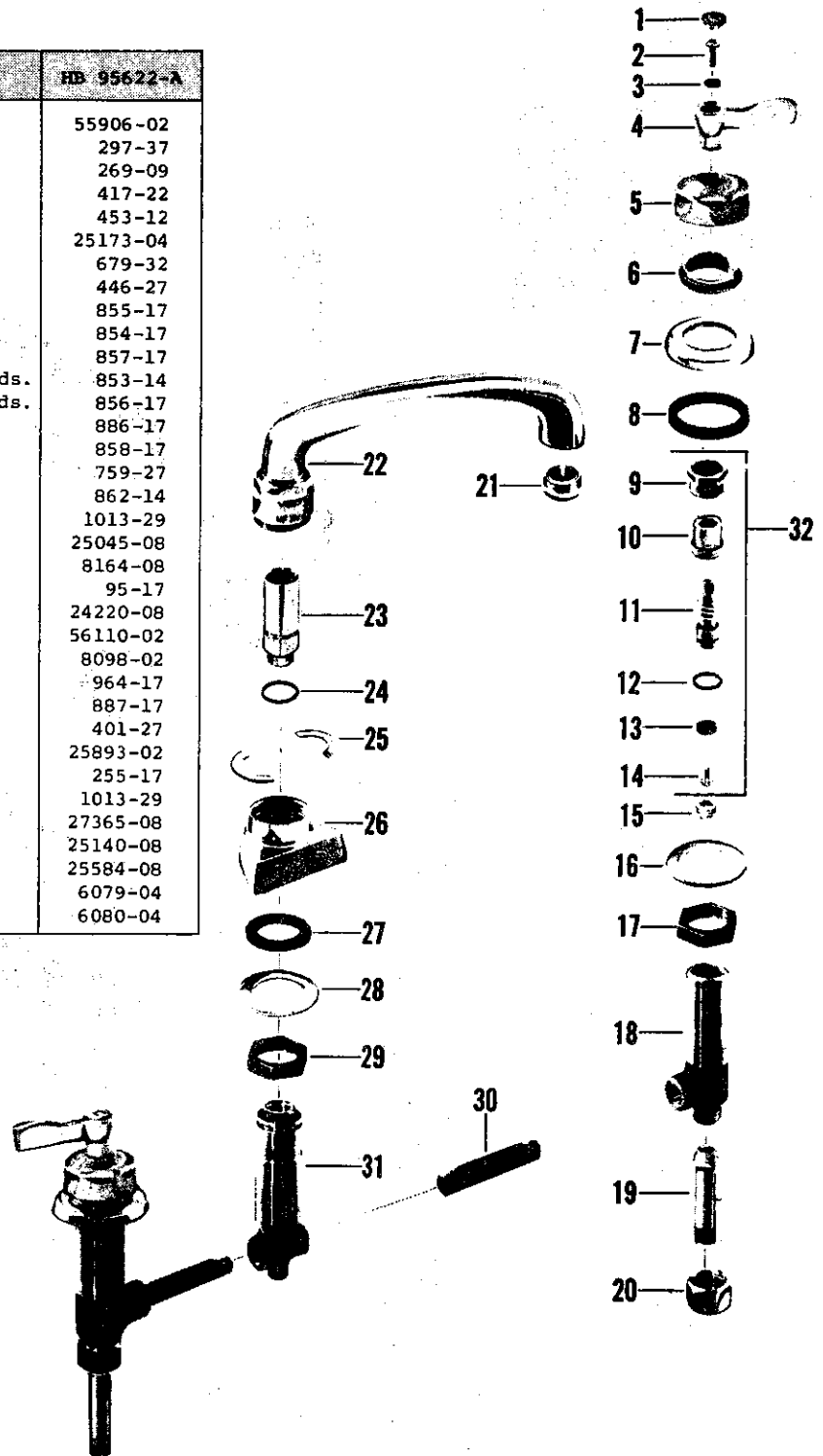


no.	description	HB 15348	HB 15348-A	HB 15349	HB 15349-A
1	Button - Specify Index	1255-1	1255-1	-	-
1A	Button - Specify Index	-	-	55906-02	55906-02
2	Handle Screw	264-17	264-17	-	-
2A	Handle Screw	-	-	297-37	297-37
3	Lock Washer	-	-	269-09	269-09
4	Handle	1254-12	1254-12	-	-
4A	Handle	-	-	429-12	429-12
5	Cap	21437-02	21437-02	21437-02	21437-02
6	Cap Washer	1044-07	1044-07	1044-07	1044-07
7	Packing	1311-07	1311-07	1311-07	1311-07
8	Brass Washer	21625-08	21625-08	21625-08	21625-08
9	Stem w/washer & Screw - R.H. Thd.	20731-02	20731-02	20731-02	20731-02
	Stem w/washer & Screw - L.H. Thd.	-	-	21451-02	21451-02
10	Seat Washer	441-07	441-07	441-07	441-07
11	Seat Washer Screw	159-17	159-17	159-17	159-17
12	Re-Nu Sleeve - R.H. Thd.	20336-08	20336-08	20336-08	20336-08
	Re-Nu Sleeve - L.H. Thd.	-	-	20563-08	20563-08
13	Body	36460-02	36460-02	36460-02	36460-02
14	Spout	65579-02	65579-02	65579-02	65579-02
15	Aerator Adapter	-	25715-02	-	25715-02
16	Aerator	-	56110-02	-	56110-02
17	Spout Tip	37820-02	-	37820-02	-
18	Stream Regulator	33995-08	-	33995-08	-
19	Coupling Washer	487-07	487-07	487-07	487-07
20	Swivel	20028-02	20028-02	20028-02	20028-02
21	Swivel Nut	24186-02	24186-02	24186-02	24186-02
22	Ground Key Shank	1736-02	1736-02	1736-02	1736-02
23	Handle S/A - Specify Index	9207-02	9207-02	-	-
23A	Handle S/A - Specify Index	-	-	9866-02	9866-02

no.	description	HB 15622-A
1	Handle Screw	173-01
2	Handle - Specify Index	214-12
3	Escutcheon	1239-22
4	Escutcheon Nipple	41454-05
5	Stuffing Nut	1184-17
6	Stem Packing	1311-07
7	Stuffing Box	36670-08
8	Stuffing Box Washer	73-07
9	Brass Washer	1167-17
10	Stem w/washer & Screw - Cold - L.H. Thd.	21674-02
11	Stem w/washer & Screw - Hot - R.H. Thd.	21186-02
12	Seat Washer	441-07
13	Seat Washer Screw	159-17
14	Re-Nu Sleeve - Cold - L.H. Thd.	20563-08
15	Re-Nu Sleeve - Hot - R.H. Thd.	20336-08
16	Spud Nut	67245-08
17	Lock Nut	24526-08
18	Body	67259-08
19	Coupling	95-17
20	Coupling Nut	24220-08
21	Spout Nut	25013-02
22	Lock Washer	21365-05
23	Spacer Washer	305-17
24	Spout Packing	473-07
25	Spout w/aerator, Pin & Packings	8145-02
26	Aerator	56117-02
27	Connecting Post	1162-17
28	Flange	67261-02
29	Washer	426-17
30	Supply Tee	67256-08
31	Stuffing Box S/A	8142-08
Sub-assemblies - Re-Nu Unit S/A - (Parts 5 thru 13) - Hot - R.H. Thds. - #14143-02 Re-Nu Unit S/A - (Parts 5 thru 13) - Cold - L.H. Thds. - #14144-02 Valve S/A - (Parts 5-13 & 16) - Cold - L.H. Thd. Stem - #14131-02 Valve S/A - (Parts 5-13 & 16) - Hot - R.H. Thd. Stem - #14130-02		



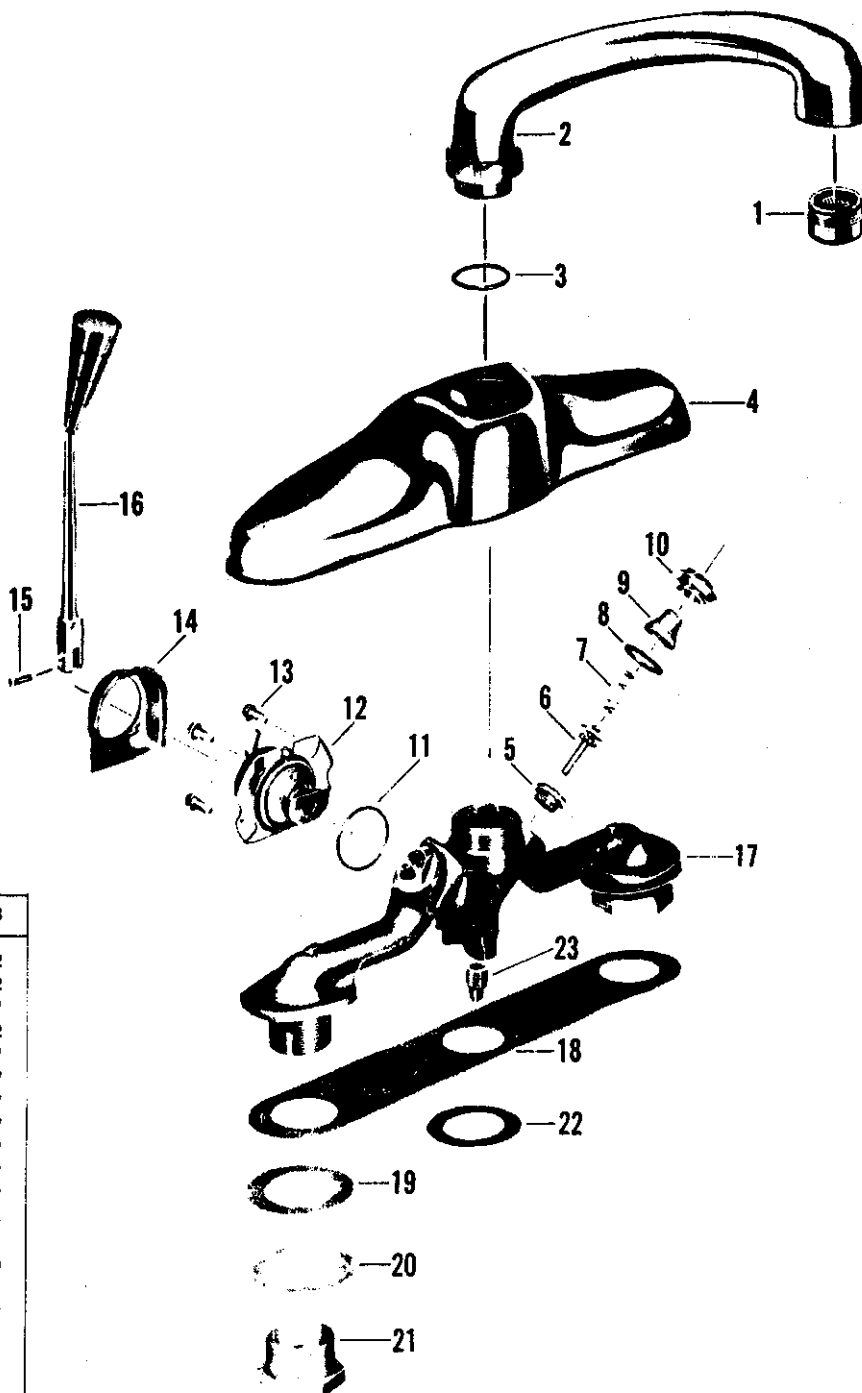
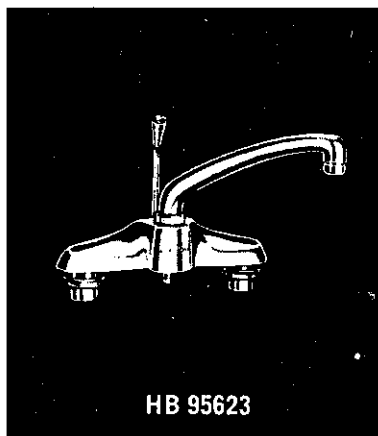
no.	description	HB 95622-A
1	Button - Specify Index	55906-02
2	Screw	297-37
3	Lock Washer	269-09
4	Handle	417-22
5	Bonnet	453-12
6	Escutcheon Holder	25173-04
7	Escutcheon	679-32
8	Washer	446-27
9	Lock Nut	855-17
10	Stem Nut - R.H. Thds.	854-17
	Stem Nut - L.H. Thds.	857-17
11	Stem w/washer & Screw - R.H. Thds.	853-14
	Stem w/washer & Screw - L.H. Thds.	856-17
12	"O" Ring	886-17
13	Seat Washer	858-17
14	Seat Washer Screw	759-27
15	Seat	862-14
16	Friction Washer	1013-29
17	Lock Nut	25045-08
18	Body w/seat	8164-08
19	Swivel	95-17
20	Swivel Nut	24220-08
21	Aerator	56110-02
22	Spout S/A w/aerator & "O" Ring	8098-02
23	Post	964-17
24	"O" Ring	887-17
25	Retainer	401-27
26	Flange	25893-02
27	Washer	255-17
28	Friction Washer	1013-29
29	Lock Nut	27365-08
30	Pipe	25140-08
31	Tee	25584-08
32	Stem Assembly - R.H. Thd.	6079-04
	Stem Assembly - L.H. Thd.	6080-04



Sink Fitting

Single Control

KISSLER & CO., INC.

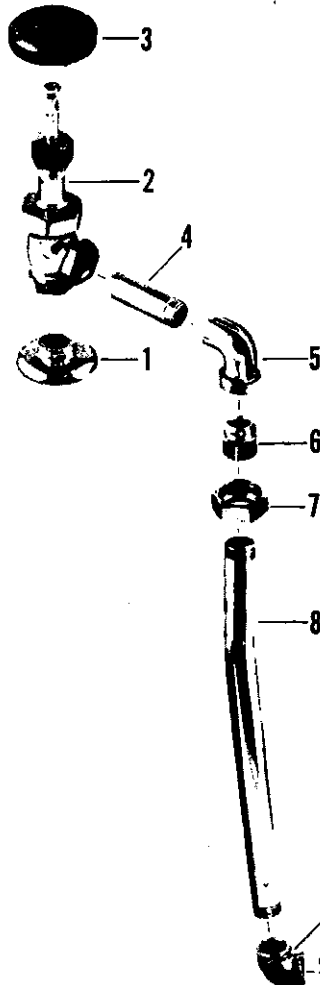
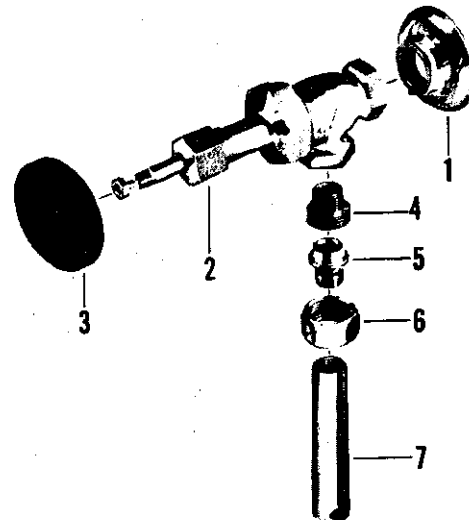


no.	description	HB 95623
1	Aerator	56110-02
2	Spout S/A	63493-02
3	"O" Ring	55234-07
4	Escutcheon	63409-02
5	Seat	12002-07
6	Stem	12270-07
7	Spring	12179-07
8	Gasket	12007-07
9	Screen	12269-07
10	Plug	12268-07
11	Gasket	12035-07
12	Control S/A	12375-04
13	Screw	12036-05
14	Closure	63414-09
15	Screw	12326-07
16	Lever S/A	56336-02
17	Body	63401-07
18	Gasket	63406-07
19	Gasket	56523-07
20	Washer	54528-07
21	Jamb Nut	56744-07
22	Washer	63407-07
23	Plug	56519-09

Note - Lever & Control S/A - (Parts 12-15-16) - #56342-02
 Body S/A - (Parts 5 & 17) - #12277-05
 Lever S/A - (Parts 15 & 16) - #56341
 Spout S/A - (Parts 1-2 & 3) - #63410-02
 Kit, no. 12331-07 is available and consists of parts:
 (2) Valve Stems #6
 (2) Springs #7
 (2) Seats #5
 (1) "O" Ring #3
 (2) Screens #9
 (2) Gaskets #8

no.	description	HB 15650
1	Flange w/screw	20434-02
2	Steam Valve *	973-02
3	Handle - Specify - Steam Supply	971-07
4	Female Union Part	39498-04
5	Male Union Part	36668-08
6	Union Nut	24207-02
7	1/2" x 14" Pipe	38633-02
8	Tee	1477-02
9	Perforated Pipe - 5 3/4" Long	38636-02
10	Pipe Cap	1494-02

* Individual parts for Steam Valve not available.



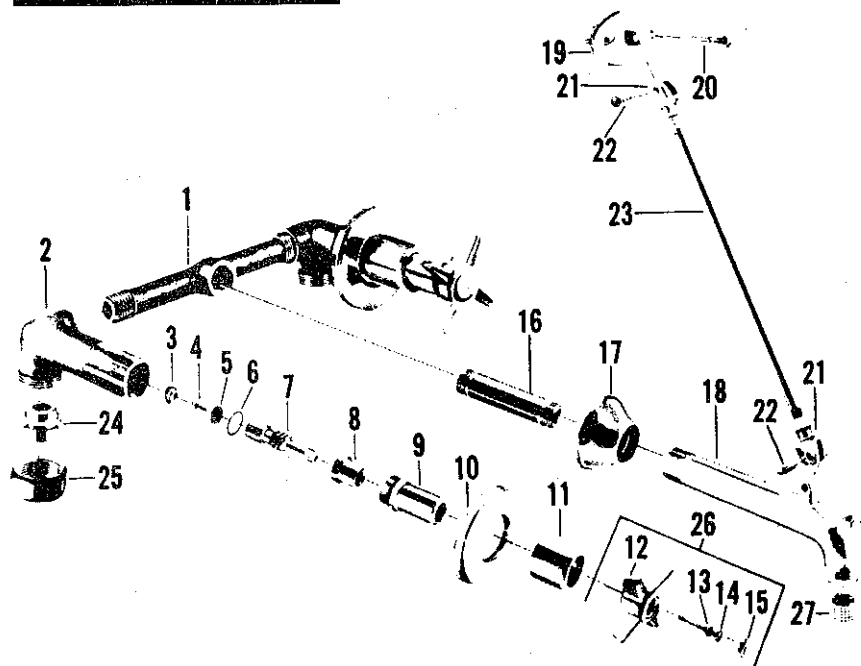
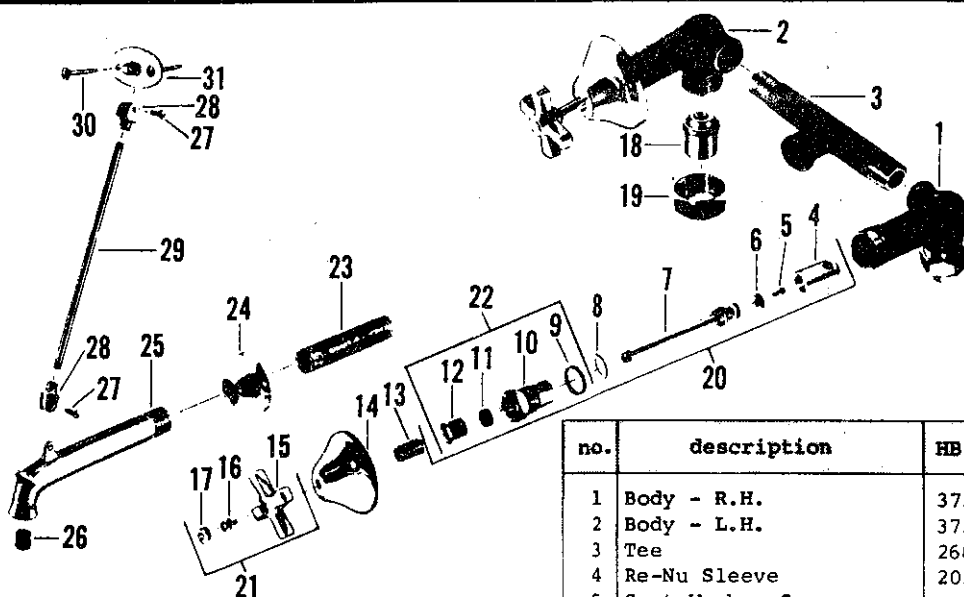
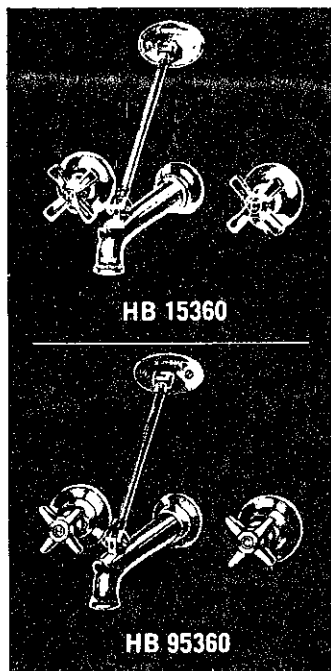
no.	description	HB 15654
1	Flange w/screw	20434-02
2	Steam Valve *	973-02
3	Handle - Specify - Steam Supply	971-07
4	1/2" x 2 1/2" Pipe	39515-02
5	Ground Joint Ell	37707-02
6	Swivel	23921-02
7	Swivel Nut	24186-02
8	1/2" x 10 15/16" Pipe - (Bent)	43025-02
9	1/2" S.P.S. 90° Ell	1465-02
10	Perforated Pipe - 12" Long	41924-02
11	Pipe Cap	1494-02

* Individual parts for Steam Valve not available.

Sink Fittings

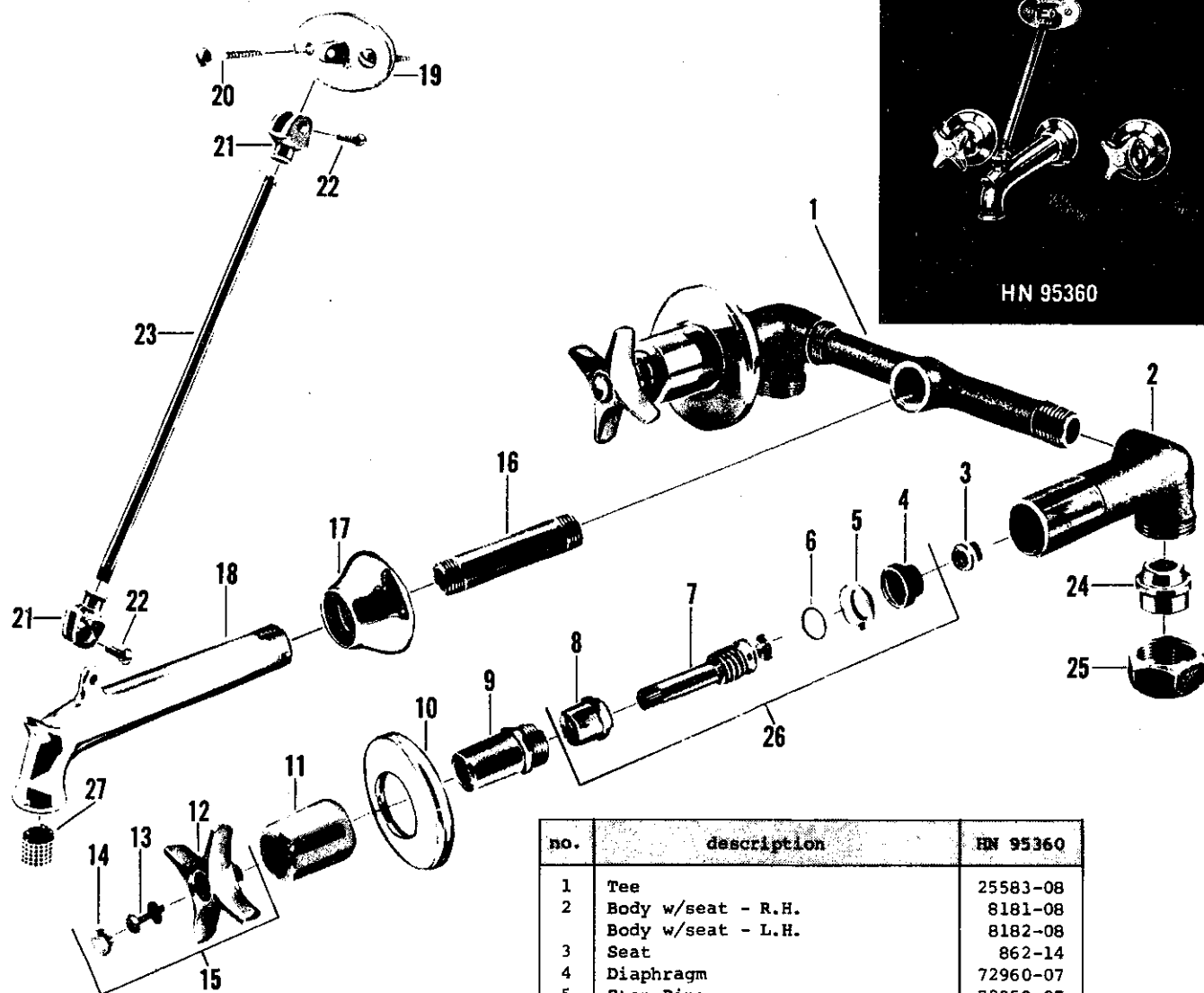
RE-NU and NU-RE-NU

KISSLER & CO., INC.



no.	description	HB 15360
1	Body - R.H.	37326-08
2	Body - L.H.	37323-08
3	Tee	26821-08
4	Re-Nu Sleeve	20336-08
5	Seat Washer Screw	159-17
6	Seat Washer	441-07
7	Stem w/washer & Screw	36536-02
8	Brass Washer	1167-17
9	Stuffing Box Washer	408-17
10	Stuffing Box	37318-08
11	Stem Packing	1311-07
12	Stuffing Nut	1184-17
13	Escutcheon Nipple	39976-05
14	Escutcheon	65508-02
15	Handle	1186-12
16	Handle Screw	264-17
17	Button - Specify Index	1255-12
18	Swivel	1836-07
19	Swivel Nut	25513-08
20	Re-Nu Trim S/A	18293-02
21	Handle S/A - Specify Index	9171-02
22	Stuffing Box S/A	8137-08
23	Spout Nipple	41245-08
24	Spout Escutcheon	31206-02
25	Spout	20982-02
26	Stream Regulator	33955-08
27	Screw for Brace Holder	170-02
28	Brace Tube Holder	20100-02
29	Brace Tube	20107-02
30	Screw for Brace Plate	1248-01
31	Brace Plate	20106-02

no.	description	HB 95360	no.	description	HB 95360
1	Tee	25583-08	16	Spout Nipple	42957-08
2	Body w/seat - R.H.	8181-08	17	Spout Escutcheon	31206-02
3	Body w/seat - L.H.	8182-08	18	Spout	20982-02
4	Seat	862-14	19	Brace Plate	20106-02
5	Seat Washer Screw	759-27	20	Wood Screw	1248-01
6	Seat Washer	858-17	21	Brace Tube Holder	20100-02
7	"O" Ring	886-17	22	Brace Holder Screw	170-02
8	Stem w/washer & Screw	25314-04	23	Brace Tube	20107-02
9	Stem Nut	854-17	24	Swivel	1836-07
10	Lock Nut	24966-02	25	Coupling Nut	25513-08
11	Escutcheon	680-32	26	Handle S/A - Specify Index	9882-02
12	Escutcheon Holder	25168-02	27	Stream Regulator	33955-08
13	Handle	685-32	Sub-assembly - Stem Assembly - (Parts 4-5-7-8) - #1048-24		
14	Lock Washer	269-09			
15	Handle Screw	281-27			
16	Button - Specify Index	55906-02			

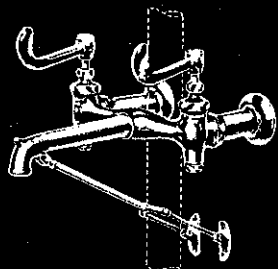


no.	description	HN 95360
1	Tee	25583-08
2	Body w/seat - R.H.	8181-08
	Body w/seat - L.H.	8182-08
3	Seat	862-14
4	Diaphragm	72960-07
5	Stop Ring	72959-07
6	Friction Ring	246-37
7	Stem w/swivel & Friction Ring	72976-04
8	Stem Nut	72956-07
9	Lock Nut	24976-02
10	Escutcheon	680-32
11	Escutcheon Holder	25168-02
12	Handle	25659-02
13	Handle Screw	264-17
14	Button - Specify Index	55906-02
15	Handle S/A - Specify Index	7859-02
16	Spout Nipple	42957-08
17	Spout Escutcheon	31206-02
18	Spout	20982-02
19	Brace Plate	20106-02
20	Wood Screw	1248-01
21	Brace Tube Holder	20100-02
22	Screw for Brace Holder	170-02
23	Brace Tube	20107-02
24	Swivel	1836-07
25	Coupling Nut	25513-08
26	Aquaseal Trim S/A	72978-04
27	Stream Regulator	33955-08

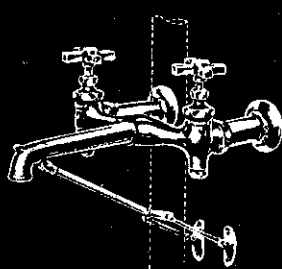
Sink Fittings

RE-NU

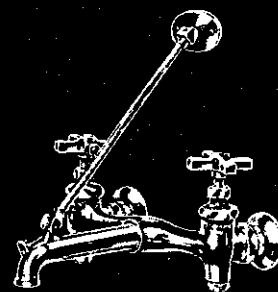
KISSLER & CO., INC.



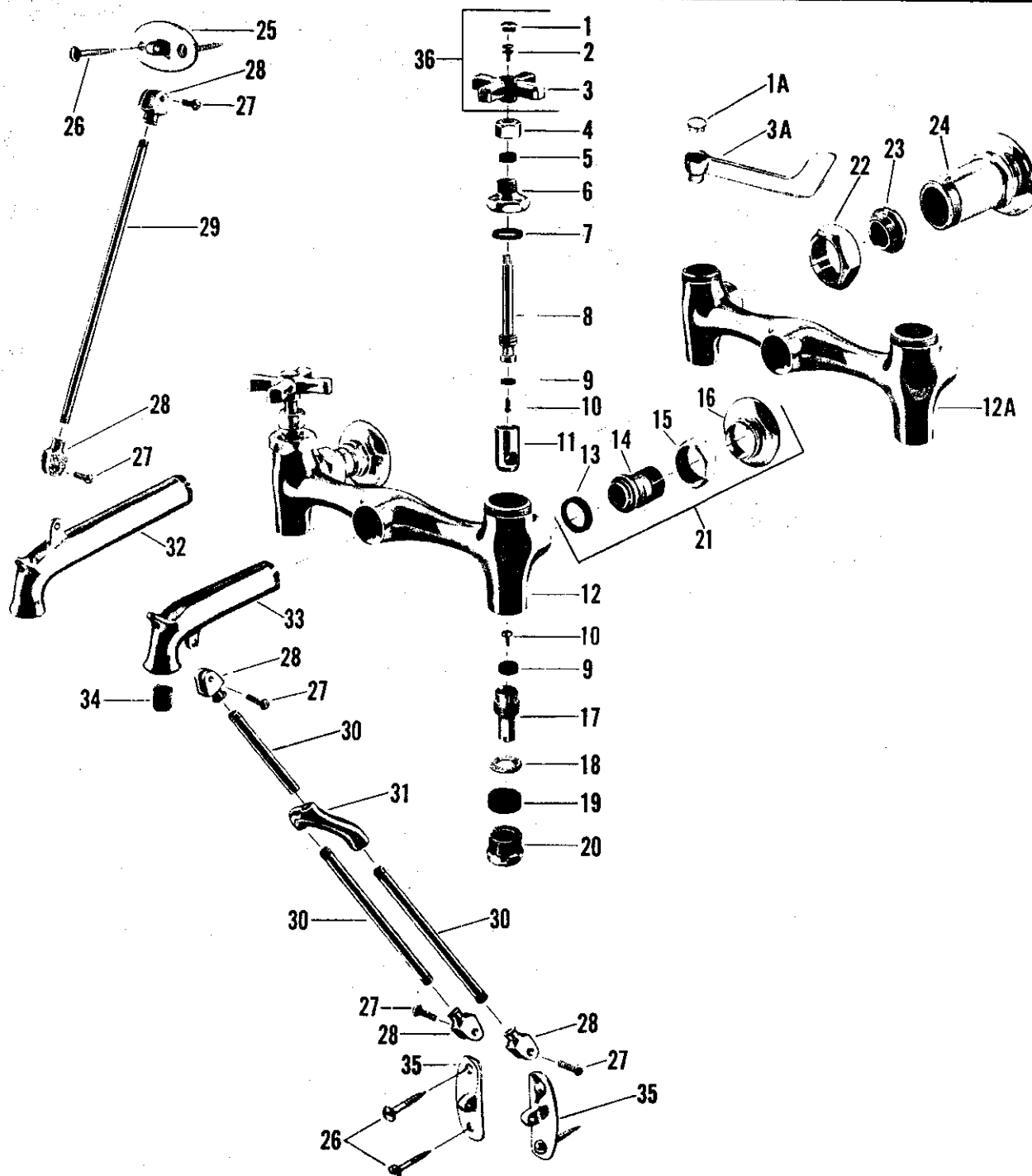
HB 15382-C



HB 15388-C



HB 15394

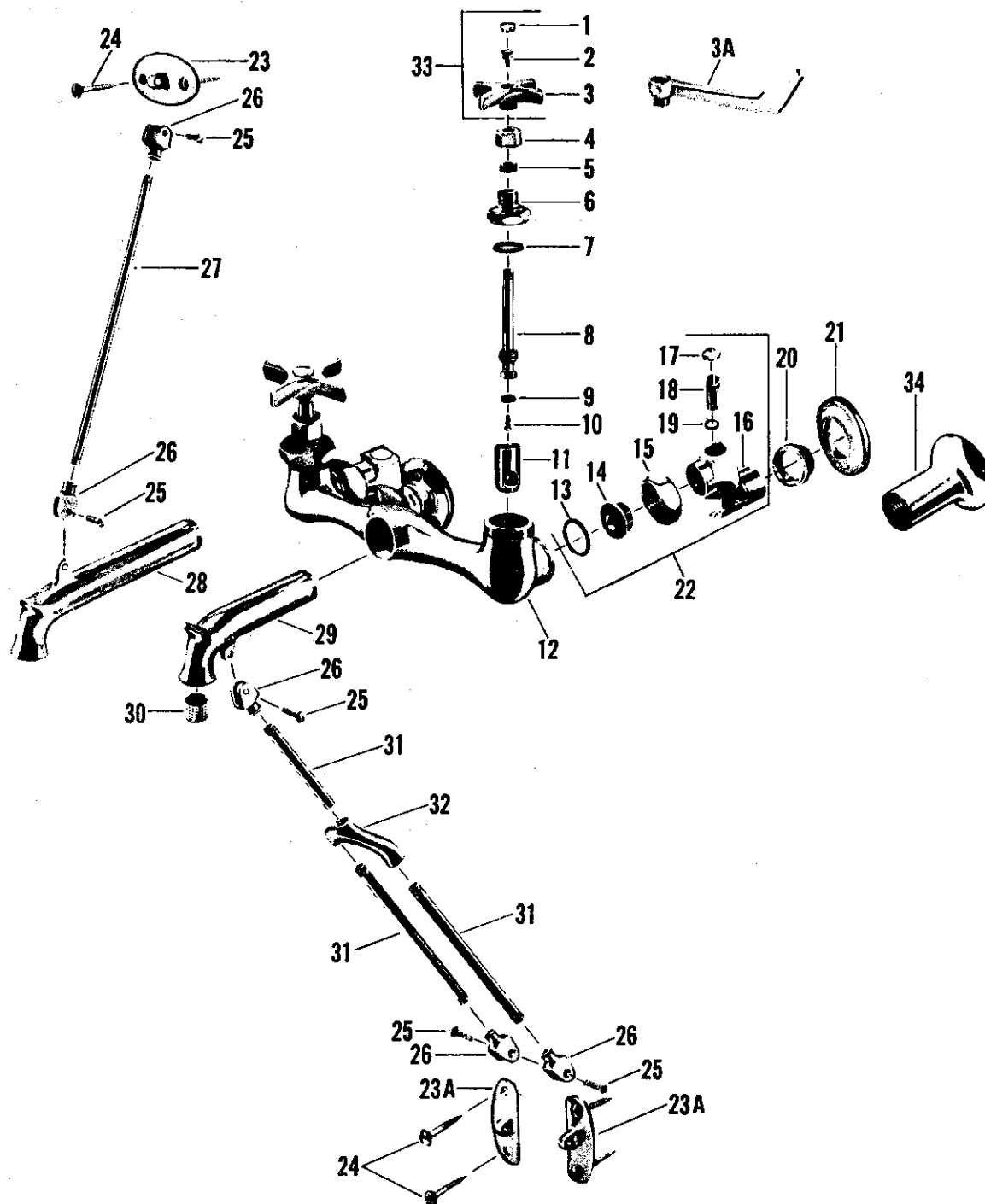
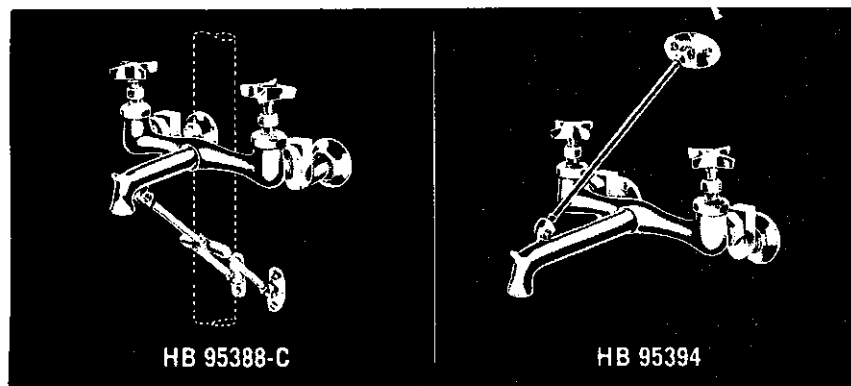


no.	description	HB 15382-C	HB 15382-D	HB 15386-C	HB 15386-D	HB 15394
1	Button - Specify Index	-	-	1255-12	1255-12	1255-12
1A	Button - Specify Index	55906-02	55906-02	-	-	-
2	Handle Screw	264-17	264-17	264-17	264-17	264-17
3	Handle - 4" Arm	-	-	1186-12	1186-12	1186-12
3A	Handle - 6" Arm	25658-02	25658-02	-	-	-
4	Stuffing Nut	25015-02	25015-02	25015-02	25015-02	25015-02
5	Packing	1311-07	1311-07	1311-07	1311-07	1311-07
6	Stuffing Box Cap	19014-02	19014-02	19014-02	19014-02	19014-02
7	Cap Washer	52-07	52-07	52-07	52-07	52-07
8	Stem w/washer & Screw - R.H. Thd.	-	-	19242-02	19242-02	19242-02
	Stem w/washer & Screw - R.H. Thd.	21289-02	21289-02	-	-	-
	Stem w/washer & Screw - L.H. Thd.	21290-02	21290-02	-	-	-
9	Seat Washer	442-07	442-07	442-07	442-07	442-07
10	Seat Washer Screw	159-17	159-17	159-17	159-17	159-17
11	Re-Nu Sleeve - R.H. Thd.	-	-	20651-08	20651-08	20651-08
	Re-Nu Sleeve - R.H. Thd.	20691-08	20691-08	-	-	-
	Re-Nu Sleeve - L.H. Thd.	20619-08	20619-08	-	-	-
12	Body	-	-	-	-	66010-02
12A	Body	37093-02	37093-02	37093-02	37093-02	-
13	Coupling Washer	-	-	-	-	456-07
14	Female Shank	-	-	-	-	20427-02
15	Coupling Nut	-	-	-	-	24186-02
16	Adjustable Flange	-	-	-	-	609-22
17	Regulating Stem w/washer & Screw	21693-04	21693-04	21693-04	21693-04	21693-04
18	Brass Washer	21625-08	21625-08	21625-08	21625-08	21625-08
19	Packing	333-17	333-17	333-17	333-17	333-17
20	Packing Nut	25032-02	25032-02	25032-02	25032-02	25032-02
21	Shank S/A	-	-	-	-	13758-02
22	Shank Nut	24657-02	24657-02	24657-02	24657-02	-
23	Ground Joint Collar	39537-08	39537-08	39537-08	39537-08	-
24	Shank	65575-02	65575-02	65575-02	65575-02	-
25	Brace Plate	-	-	-	-	20106-02
26	Wood Screw	1248-01	1248-01	1248-01	1248-01	1248-01
27	Brace Holder Screw	170-02	170-02	170-02	170-02	170-02
28	Brace Tube Holder	20100-02	20100-02	20100-02	20100-02	20100-02
29	Brace Tube - 10 1/2" Long	-	-	-	-	40976-02
30	Brace Tube - 4 3/4" Long	41094-02	41094-02	41094-02	41094-02	41094-02
	Brace Tube - 8 1/2" Long	-	41098-02	-	41098-02	-
31	Yoke for Brace	65518-02	65518-02	65518-02	65518-02	-
32	Spout	-	-	-	-	65692-02
33	Spout	36492-02	-	36492-02	-	-
	Spout	-	36516-02	-	36516-02	-
34	Stream Regulator	33955-08	33955-08	33955-08	33955-08	33955-08
35	Brace Plate	65517-02	65517-02	65517-02	65517-02	-
36	Handle S/A - Specify Index	-	-	9171-02	9171-02	9171-02
	6" Handle S/A - Specify Index - (Parts 1A-2-3A)	7858-02	7858-02	-	-	-

Sink Fittings

RE-NU

KISSLER & CO., INC.

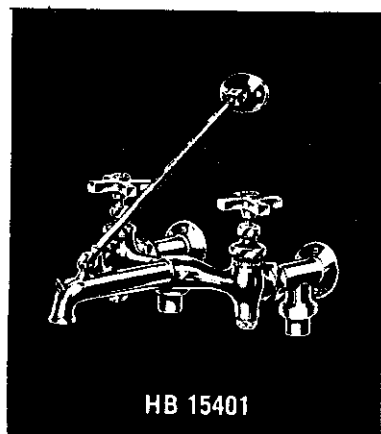


no.	Description	HB 95382-C	HB 95382-D	HB 95388-C	HB 95388-D	HB 95384
1	Button - Specify Index	55906-02	55906-02	55906-02	55906-02	55906-02
2	Handle Screw	264-17	264-17	264-17	264-17	264-17
3	4 Arm Handle	-	-	25659-02	25659-02	25659-02
3A	6" Handle	25658-02	25658-02	-	-	-
4	Stuffing Nut	25015-02	25015-02	25015-02	25015-02	25015-02
5	Packing	1311-07	1311-07	1311-07	1311-07	1311-07
6	Stuffing Box Cap	19014-02	19014-02	19014-02	19014-02	19014-02
7	Cap Washer	52-07	52-07	52-07	52-07	52-07
8	Stem w/washer & Screw - R.H. Thd. - 4" Arm Handle	-	-	19242-02	19242-02	19242-02
	Stem w/washer & Screw - R.H. Thd. - 6" Handle	21289-02	21289-02	-	-	-
	Stem w/washer & Screw - L.H. Thd. - 6" Handle	21290-02	21290-02	-	-	-
9	Seat Washer	442-07	442-07	442-07	442-07	442-07
10	Seat Washer Screw	159-17	159-17	159-17	159-17	159-17
11	Re-Nu Sleeve - R.H. Thd. - 4" Arm Handle	-	-	20651-08	20651-08	20651-08
	Re-Nu Sleeve - R.H. Thd. - 6" Handle	20691-08	20691-08	-	-	-
	Re-Nu Sleeve - L.H. Thd. - 6" Handle	20619-08	20619-08	-	-	-
12	Body	25643-02	25643-02	25643-02	25643-02	25643-02
13	Coupling Washer	487-07	487-07	487-07	487-07	487-07
14	Collar	39637-08	39637-08	39637-08	39637-08	39637-08
15	Coupling Nut	1233-22	1233-22	1233-22	1233-22	1233-22
16	Shank Body	25641-02	25641-02	25641-02	25641-02	25641-02
17	Button - Specify Plain	55906-02	55906-02	55906-02	55906-02	55906-02
18	Regulating Stem	25642-08	25642-08	25642-08	25642-08	25642-08
19	"O" Ring	1799-07	1799-07	1799-07	1799-07	1799-07
20	Retaining Nut	-	-	-	-	25645-02
21	Escutcheon	-	-	-	-	25644-02
22	Shank S/A	7860-02	7860-02	7860-02	7860-02	7860-02
23	Brace Plate	-	-	-	-	20106-02
23A	Brace Plate	65517-02	65517-02	65517-02	65517-02	-
24	Wood Screw	1248-01	1248-01	1248-01	1248-01	1248-01
25	Brace Holder Screw	170-02	170-02	170-02	170-02	170-02
26	Brace Holder	20100-02	20100-02	20100-02	20100-02	20100-02
27	Brace Tube - 10 3/4" Long	-	-	-	-	95006-02
28	Spout	-	-	-	-	65692-02
29	Spout	36492-02	-	36492-02	-	-
	Spout	-	36516-02	-	36516-02	-
30	Stream Regulator	33955-08	33955-08	33955-08	33955-08	33955-08
31	Brace Tube - 4 3/4" Long	41094-02	41094-02	41094-02	41094-02	-
	Brace Tube - 8 1/2" Long	-	41098-02	-	41098-02	-
32	Yoke	65518-02	65518-02	65518-02	65518-02	-
33	4 Arm Handle S/A - Specify Index	-	-	7859-02	7859-02	7859-02
	6" Handle S/A - (Parts 1-2-3A) - Specify Index	7858-02	7858-02	-	-	-
34	Shank Extension	25646-02	25646-02	25646-02	25646-02	-

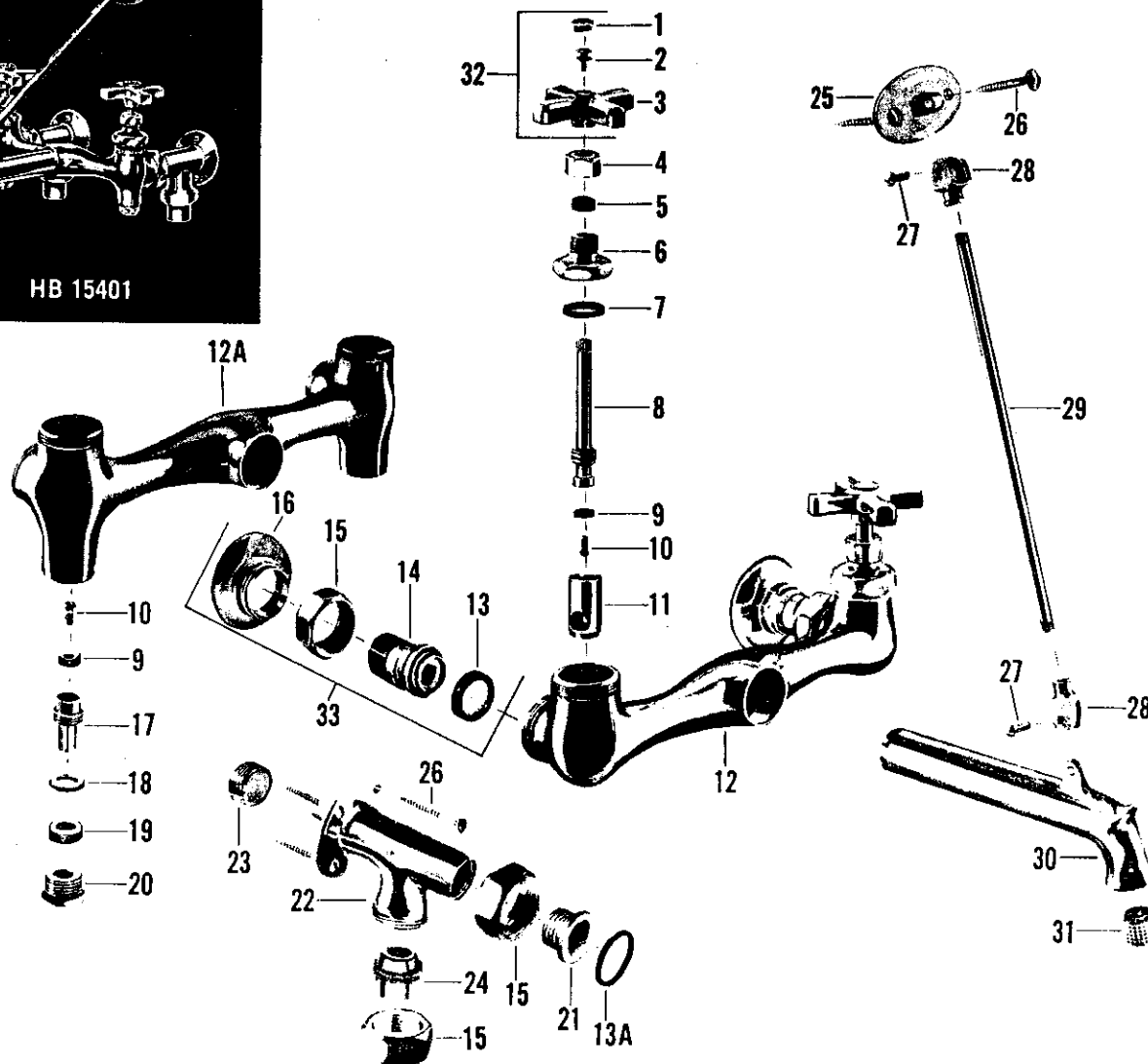
Sink Fittings

RE-NU

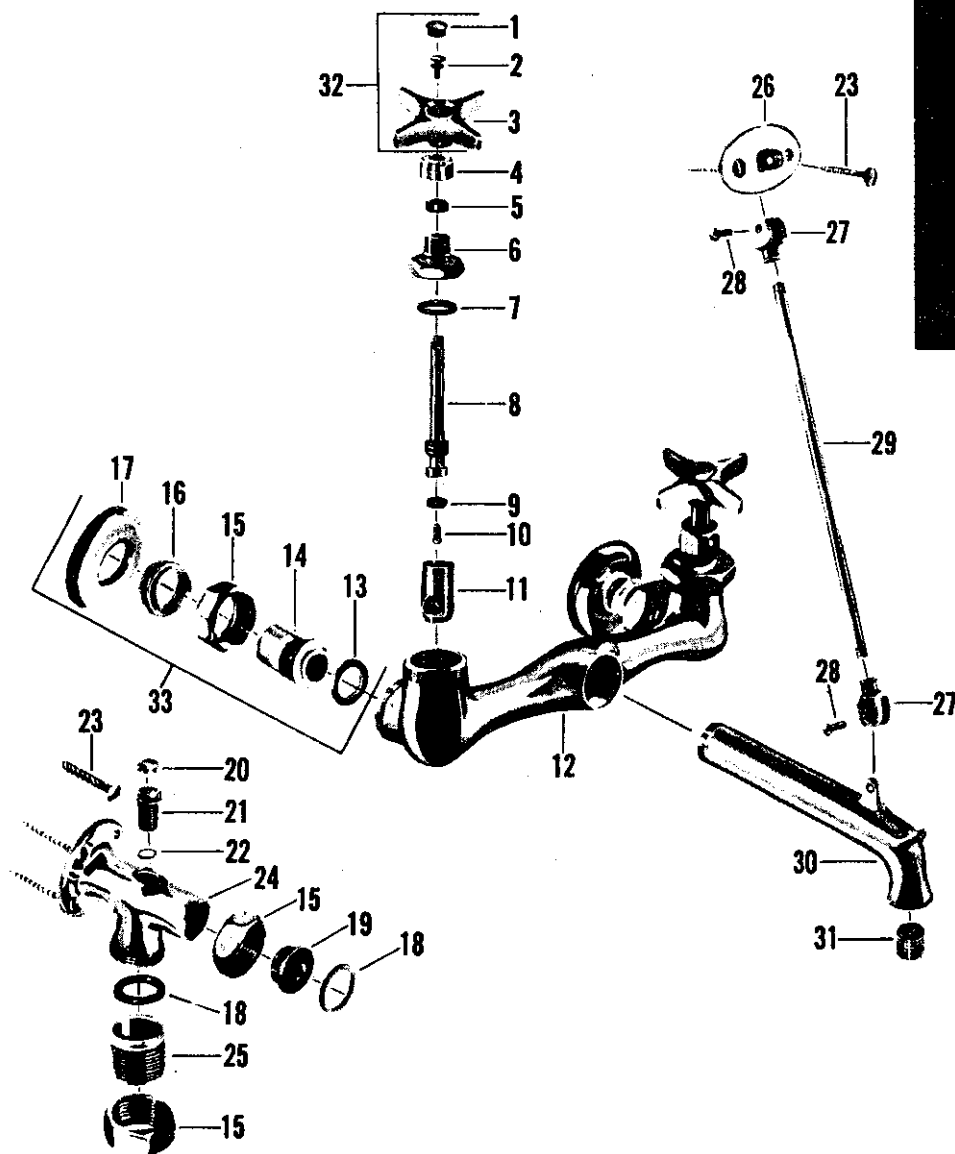
KISSLER & CO., INC.



HB 15401



no.	description	HB 15401	HB 15404	no.	description	HB 15401	HB 15404
1	Button - Specify Index	1255-12	1255-12	16	Adjustable Flange	-	609-22
2	Handle Screw	264-17	264-17	17	Regulating Stem w/washer & Screw	21693-04	-
3	Handle	1186-12	1186-12	18	Brass Washer	21625-08	-
4	Stuffing Nut	25015-02	25015-02	19	Packing	333-17	-
5	Packing	1311-07	1311-07	20	Packing Nut	25032-02	-
6	Stuffing Box Cap	19014-02	19014-02	21	Collar	39637-08	-
7	Cap Washer	52-07	52-07	22	Tee	65528-02	-
8	Stem w/washer & Screw - R.H. Thds. - Hot or Cold	19242-02	19242-02	23	Plug	382-27	-
9	Seat Washer	442-07	442-07	24	Swivel	23921-02	-
10	Seat Washer Screw	159-17	159-17	25	Brace Plate	20106-02	20106-02
11	Re-Nu Sleeve - R.H. Thds. - Hot or Cold	20651-08	20651-08	26	Wood Screw	1248-01	1248-01
12	Body	-	65417-02	27	Brace Holder Screw	170-02	170-02
12A	Body	66010-02	-	28	Brace Rod Holder	20100-02	20100-02
13	Coupling Washer	-	456-07	29	Brace Tube - 10 1/2" Long	40976-02	-
13A	Coupling Washer	487-07	-		Brace Tube - 10" Long	-	20105-02
14	Female Shank	-	20427-02		Spout	-	65692-02
15	Coupling Nut	24186-02	24186-02	31	Stream Regulator	33955-08	33955-08
				32	Handle S/A - Specify Index	9171-02	9171-0
				33	Shank S/A	-	13758-02

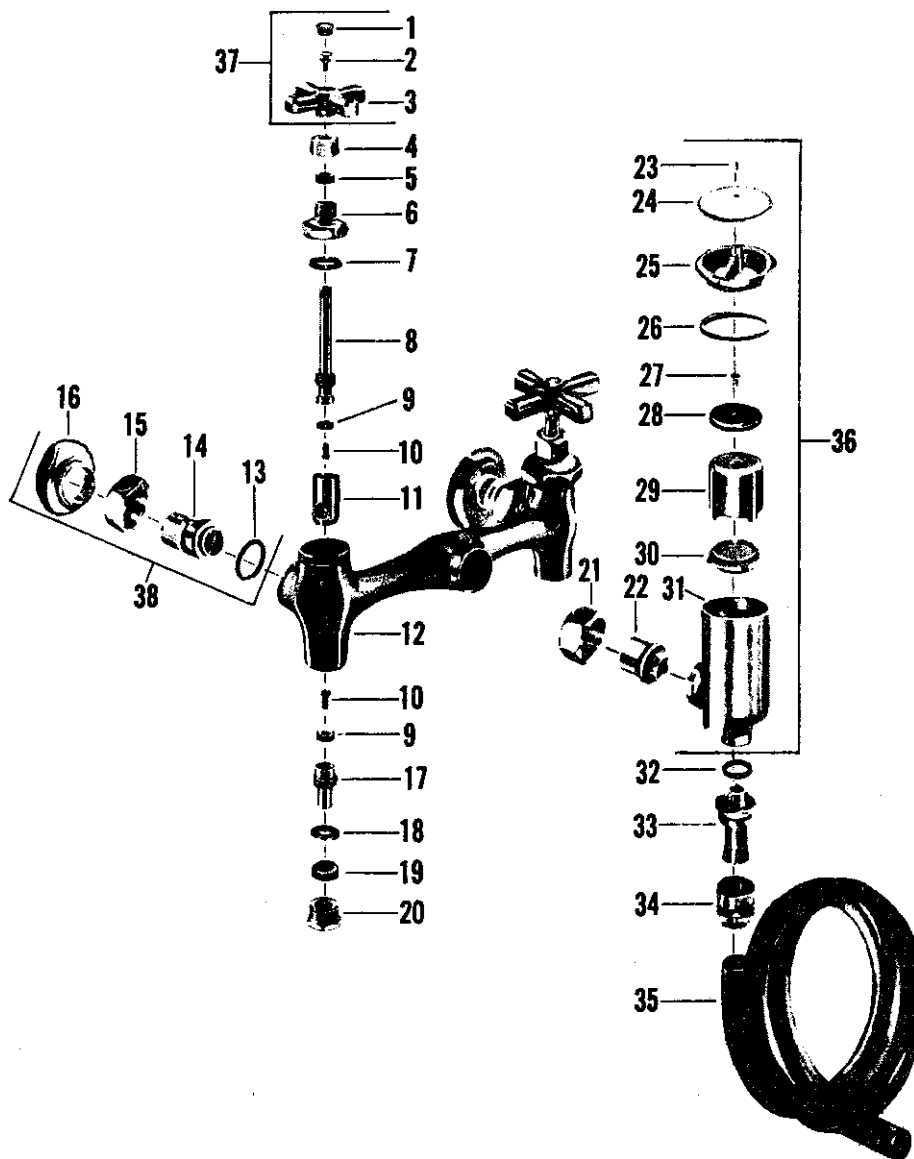



no.	description	HB 95401	HB 95404	no.	description	HB 95401	HB 95404
1	Button - Specify Index	55906-02	55906-02	18	Coupling Washer	487-07	-
2	Handle Screw	264-17	264-17	19	Collar	39637-08	-
3	Handle	25659-02	25659-02	20	Button - Specify Plain	55906-02	-
4	Stuffing Nut	25015-02	25015-02	21	Regulating Stem	25642-08	-
5	Packing	1311-07	1311-07	22	"O" Ring	1799-07	-
6	Stuffing Box Cap	19014-02	19014-02	23	Wood Screw	1248-01	-
7	Cap Washer	52-07	52-07	24	Tee	25649-02	-
8	Stem w/washer & Screw - Hot or Cold	19242-02	19242-02	25	Swivel	24056-02	-
9	Seat Washer	442-07	442-07	26	Brace Plate	20106-02	20106-02
10	Seat Washer Screw	159-17	159-17	27	Brace Tube Holder	20100-02	20100-02
11	Re-Nu Sleeve - Hot or Cold	20651-08	20651-08	28	Brace Holder Screw	170-02	170-02
12	Body	25643-02	25643-02	29	Brace Tube - 10" Long	20105-02	20105-02
13	Coupling Washer	-	456-07	30	Spout	20548-02	-
14	Female Shank	-	20427-02		Spout	-	65692-02
15	Coupling Nut	1233-22	1233-22	31	Stream Regulator	33955-08	33955-08
16	Retaining Nut	-	25645-02	32	Handle S/A - Specify Index	7859-02	7859-02
17	Escutcheon	-	25644-02	33	Shank S/A	-	13258-02


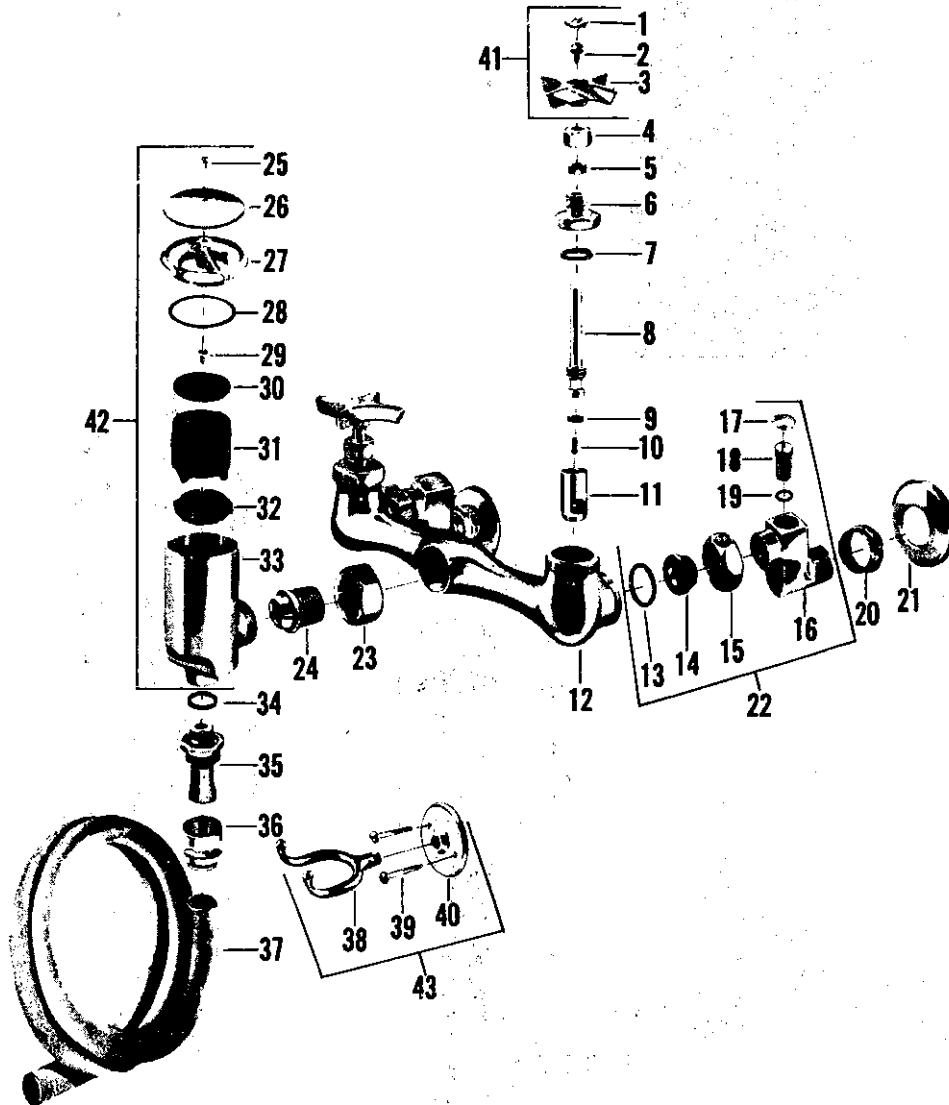
Sink Fitting

RE-NU

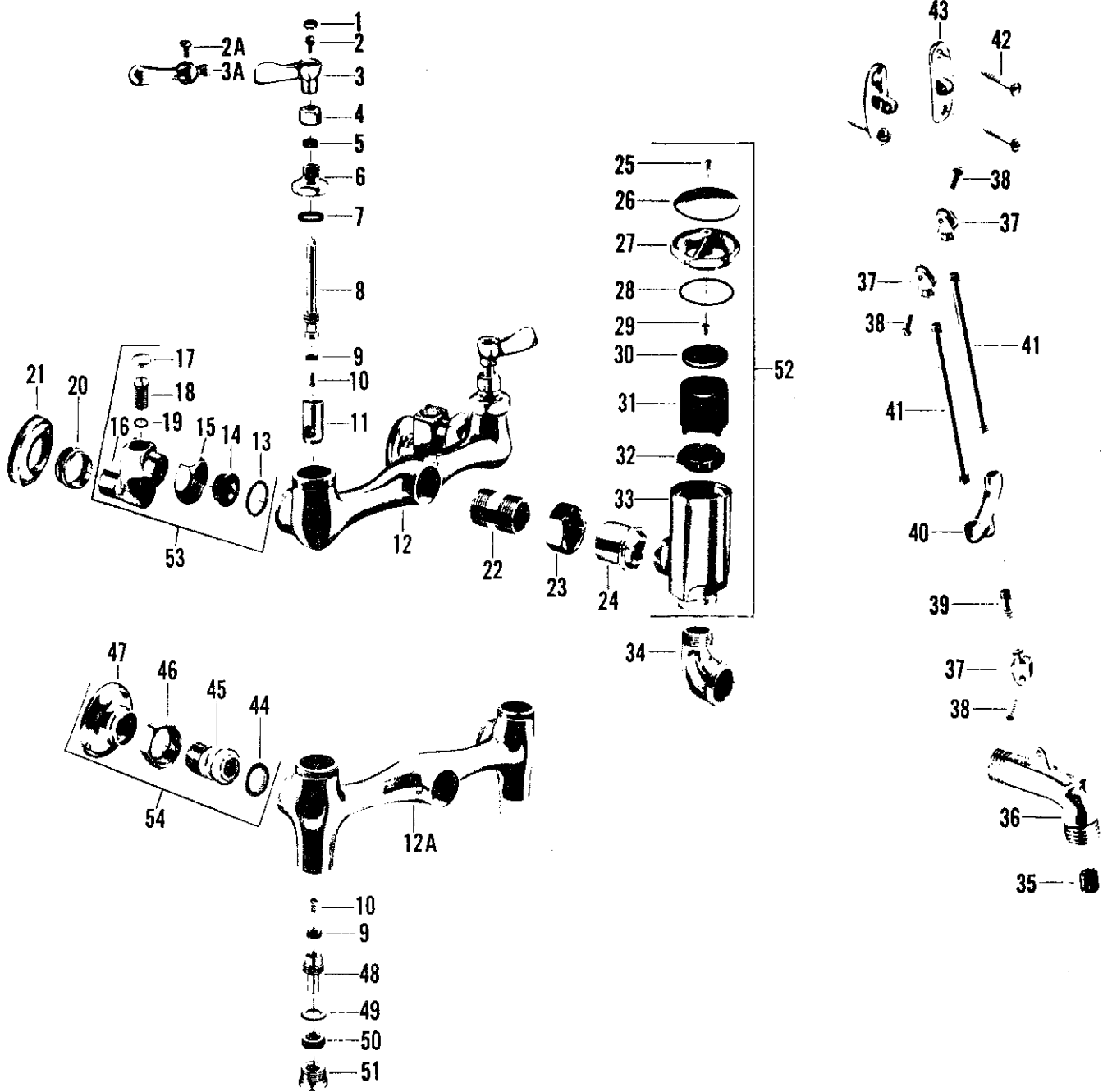
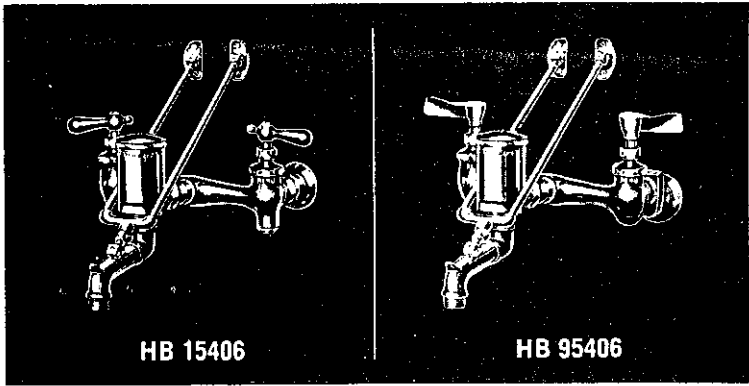
KISSLER & CO., INC.



no.	Description	HB 15403	no.	Description	HB 15403
1	Button - Specify Index	1255-12	20	Packing Nut	25032-02
2	Handle Screw	264-17	21	Swivel Nut	24186-02
3	Handle	1186-12	22	Swivel	23941-02
4	Stuffing Nut	25015-02	23	Screw	1786-01
5	Packing	1311-07	24	Shield	65501-02
6	Stuffing Box Cap	19014-02	25	Cap	66059-02
7	Cap Washer	52-07	26	Cap Washer	86-17
8	Stem w/washer & Screw	19242-02	27	Guide Screw	403-17
9	Seat Washer	442-07	28	Seat Washer	85-17
10	Seat Washer Screw	159-17	29	Float	368-17
11	Re-Nu Sleeve	20651-08	30	Float Disc	367-17
12	Body	66010-02	31	Vacuum Breaker Body	66042-02
13	Coupling Washer	456-07	32	Washer	1324-07
14	Female Shank	20427-02	33	Male Hose Conn. Part	654-12
15	Coupling Nut	24186-02	34	Female Hose Conn. Part	655-12
16	Adjustable Flange	609-22	35	Hose - 5 ft. Long	20591-07
17	Regulating Stem w/washer & Screw	21693-04	36	Vacuum Breaker S/A	11941-02
18	Brass Washer	21625-08	37	Handle S/A - Specify Index	9171-02
19	Packing	333-17	38	Female Shank S/A	13758-02



no.	description	HB 95403	HB 95403-MH	no.	description	HB 95403	HB 95403-MH
1	Button - Specify Index	55906-02	55906-02	23	Swivel Nut	24186-02	24186-02
2	Handle Screw	264-17	264-17	24	Swivel	23941-02	23941-02
3	Handle	25659-02	25659-02	25	Screw	1786-01	1786-01
4	Stuffing Nut	25015-02	25015-02	26	Shield	65501-02	65501-02
5	Packing	1311-07	1311-07	27	Cap	66059-02	66059-02
6	Stuffing Box Cap	19014-02	19014-02	28	Cap Washer	86-17	86-17
7	Cap Washer	52-07	52-07	29	Guide Screw	403-17	403-17
8	Stem w/washer & Screw - R.H. Thds.	19242-02	19242-02	30	Seat Washer	85-17	85-17
9	Seat Washer	442-07	442-07	31	Float	368-17	368-17
10	Seat Washer Screw	159-17	159-17	32	Float Disc	367-17	367-17
11	Re-Nu Sleeve - R.H. Thds.	20651-08	20651-08	33	Vacuum Breaker Body	66042-02	66042-02
12	Body	25643-02	25643-02	34	Washer	1324-07	1324-07
13	Coupling Washer	487-07	487-07	35	Male Hose Conn. Part	654-12	654-12
14	Collar	39637-08	39637-08	36	Female Hose Conn. Part	655-12	655-12
15	Coupling Nut	1233-22	1233-22	37	Hose - 5 Ft. Long	20591-07	20591-07
16	Shank Body	25641-02	25641-02	38	Fork	-	652-12
17	Button - Specify Plain	55906-02	55906-02	39	Wood Screw	-	1129-01
18	Regulating Stem	25642-08	25642-08	40	Flange	-	651-22
19	"O" Ring	1799-07	1799-07	41	Handle S/A - Specify Index	7859-02	7859-02
20	Retaining Nut	25645-02	25645-02	42	Vacuum Breaker S/A	11941-02	11941-02
21	Escutcheon	25644-02	25644-02	43	Fork S/A	-	11350-02
22	Shank S/A	7860-02	7860-02				

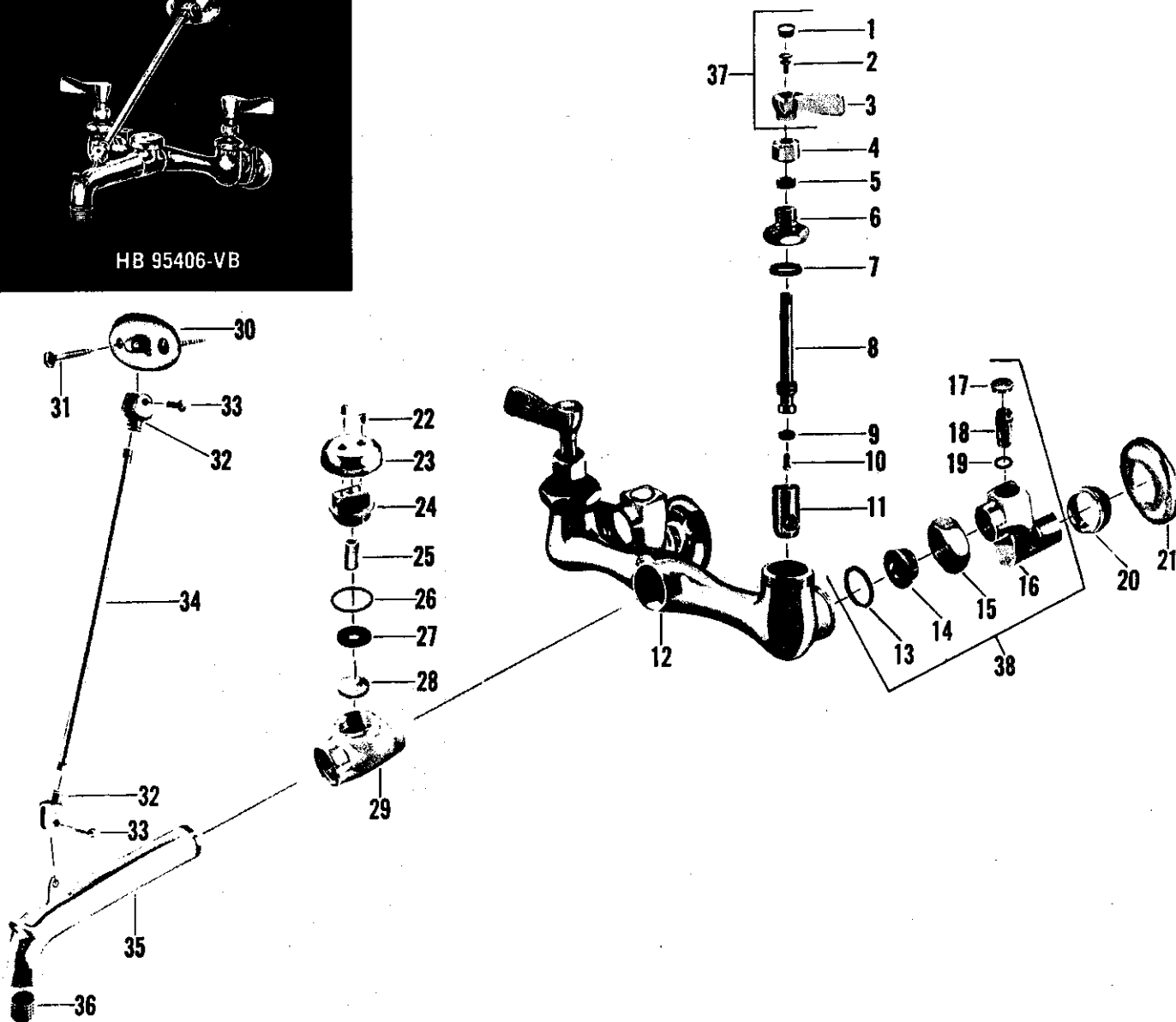


no.	description	HB 15406	HB 95406
1	Button - Specify Index	-	55906-02
2	Handle Screw	-	264-17
2A	Handle Screw	173-01	-
3	Handle	-	25658-02
3A	Handle - Specify Index	1185-12	-
4	Stuffing Nut	25015-02	25015-02
5	Packing	1311-07	1311-07
6	Stuffing Box Cap	19014-02	19014-02
7	Cap Washer	52-07	52-07
8	Stem w/washer & Screw - Cold - L.H. Thds.	21290-02	21290-02
	Stem w/washer & Screw - Hot - R.H. Thds.	21289-02	21289-02
9	Seat Washer	442-07	442-07
10	Seat Washer Screw	159-17	159-17
11	Re-Nu Sleeve - Cold - L.H. Thds.	20619-08	20619-08
	Re-Nu Sleeve - Hot - R.H. Thds.	20691-08	20691-08
12	Body	-	25643-02
12A	Body	66010-02	-
13	Coupling Washer	-	487-07
14	Collar	-	39637-08
15	Coupling Nut	-	1233-22
16	Shank Body	-	25641-02
17	Button - Specify Plain	-	55906-02
18	Regulating Stem	-	25642-08
19	"O" Ring	-	1799-07
20	Retaining Nut	-	25645-02
21	Escutcheon	-	25644-02
22	Connection	65749-02	65749-02
23	Swivel Nut	24657-02	24657-02
24	Swivel	23989-02	23989-02
25	Screw	1786-01	1786-01
26	Shield	65501-02	65501-02
27	Cap	66059-02	66059-02
28	Cap Washer	86-17	86-17
29	Guide Screw	403-17	403-17
30	Seat Washer	85-17	85-17
31	Float	368-17	368-17
32	Float Disc	367-17	367-17
33	Vacuum Breaker Body	66040-02	66040-02
34	3/4" - 90° Street Ell	1474-02	1474-02
35	Stream Regulator	33953-08	33953-08
36	Spout	65747-02	65747-02
37	Brace Tube Holder	20100-02	20100-02
38	Brace Holder Screw	170-02	170-02
39	3/8" Tube 5/8" Long - 2 Thds.	42809-02	42809-02
40	Yoke	65748-02	65748-02
41	3/8" Tube 10 3/4" Long - 2 Thds.	95006-02	95006-02
42	Wall Screw	1248-01	1248-01
43	Brace Plate	65517-02	65517-02
44	Coupling Washer	456-07	-
45	Female Shank	20427-02	-
46	Coupling Nut	24186-02	-
47	Adjustable Flange	609-22	-
48	Regulating Stem w/washer & Screw	21693-04	-
49	Brass Washer	21625-08	-
50	Packing	333-17	-
51	Packing Nut	25032-02	-
52	Vacuum Breaker S/A	13323-02	13323-02
53	Shank S/A	-	7960-02
54	Shank S/A	13758-02	-

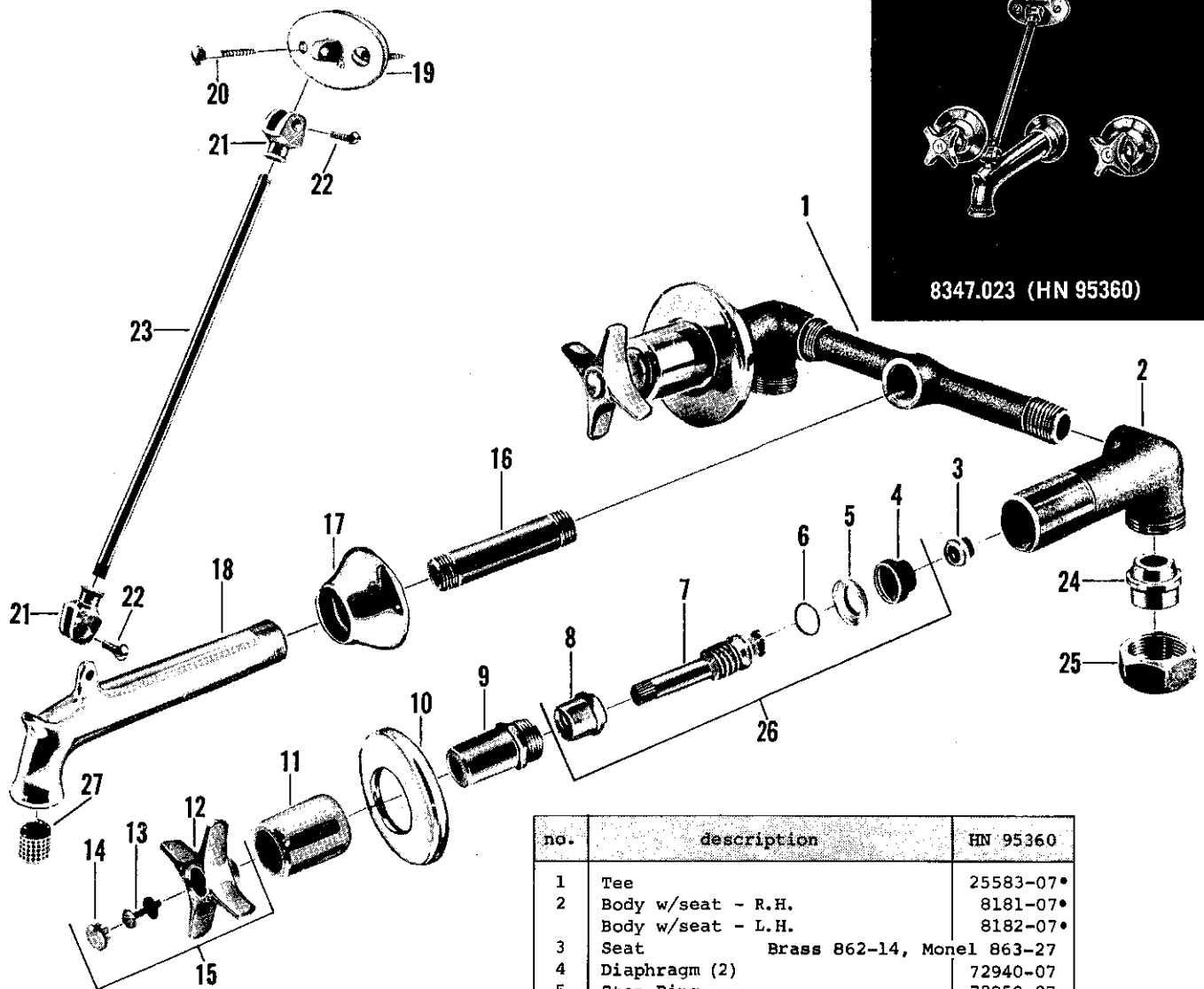
Sink Fitting

RE-NU

KISSLER & CO., INC.



no.	description	HB 95406-VB	no.	description	HB 95406-VB
1	Button - Specify Index	55906-02	19	"O" Ring	1799-07
2	Handle Screw	264-17	20	Retaining Nut	25645-02
3	Handle	25656-02	21	Escutcheon	25644-02
4	Stuffing Nut	25015-02	22	Screw	25665-02
5	Packing	1311-07	23	Cover	25661-02
6	Stuffing Box Cap	19014-02	24	Cap	25662-04
7	Cap Washer	52-07	25	Guide	25664-08
8	Stem w/screw & Washer - Hot - R.H. Thd.	21289-02	26	Cap Washer	25667-07
	Stem w/screw & Washer - Cold - L.H. Thd.	21290-02	27	Seat Washer	25663-07
9	Seat Washer	442-07	28	Seat Washer Holder	25666-07
10	Seat Washer Screw	159-17	29	Backflow Preventer Body	25639-02
11	Re-Nu Sleeve - Hot - R.H. Thd.	20691-08	30	Brace Plate	20106-02
	Re-Nu Sleeve - Cold - L.H. Thd.	20619-08	31	Wood Screw	1248-01
12	Body	25643-02	32	Brace Rod Holder	20100-02
13	Coupling Washer	487-07	33	Brace Holder Screw	170-02
14	Collar	39637-08	34	Brace Tube - 10 1/2" Long	40976-02
15	Coupling Nut	1233-22	35	Spout	25634-02
16	Shank Body	25641-02	36	Stream Regulator	33953-08
17	Button - Specify Plain	55906-02	37	Handle S/A - Specify Index	7856-02
18	Regulating Stem	25642-08	38	Shank S/A	7860-02



Repair Kits: Parts 3 & 26 for
Hot & Cold Sides - #12954-09

Parts 3 & 26 for
Hot or Cold Side only - #12972-09

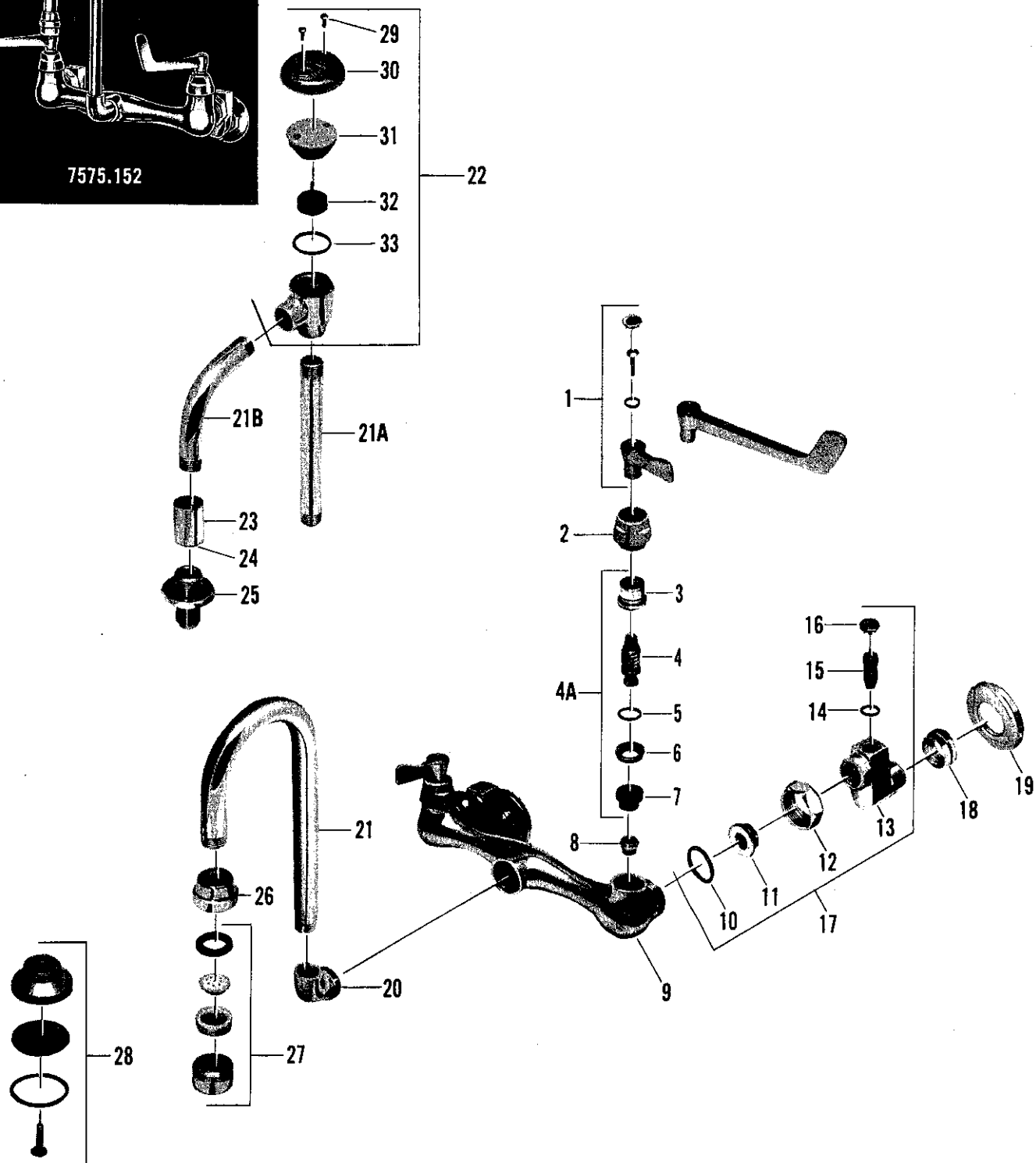

no.	description	HN 95360
1	Tee	25583-07•
2	Body w/seat - R.H.	8181-07•
	Body w/seat - L.H.	8182-07•
3	Seat Brass 862-14, Monel 863-27	
4	Diaphragm (2)	72940-07
5	Stop Ring	72959-07
6	Friction Ring	246-37
7	Stem w/swivel & Friction Ring	72976-04•
8	Stem Nut	72956-07
9	Lock Nut	24976-02
10	Escutcheon	680-32
11	Escutcheon Holder	25168-02
12	Handle	25659-02•
13	Handle Screw	264-17
14	Button - Index "H"	1837-023
	Index "C"	1838-021
15	Handle S/A - Specify Index	7889-02
16	Spout Nipple	42957-07•
17	Spout Escutcheon	31206-02
18	Spout	20982-02
19	Brace Plate	20106-02
20	Wood Screw	1248-01
21	Brace Tube Holder	20100-02
22	Screw for Brace Holder	170-02
23	Brace Tube	20107-02•
24	Swivel	1836-07
25	Coupling Nut	25513-07
26	Aquaseal Trim S/A	72978-04
27	Stream Regulator	33953-07

• NOT AVAILABLE

Sink Fittings

Aquaseal

KISSLER & CO., INC.



no.	description	part no.	7575.152	7647.035
1	Lever Handle - Cold	7886-021		
	Lever Handle - Hot	7886-023		
	4" Wrist Handle - Cold	7887-021		
	4" Wrist Handle - Hot	7887-023		
	6" Elbow Handle - Cold	7888-021		
	6" Elbow Handle - Hot	7888-023		
2	Bonnet	25185-02		
3	Stem Nut - R.H.	72956-07		
	Stem Nut - L.H.	72957-07		
4	Stem w/swivel - R.H.	72952-07*		
	Stem w/swivel - L.H.	72953-07*		
4A	Stem S/A - R.H.	72950-17		
	Stem S/A - L.H.	72951-17		
	Stem S/A - R.H.	72991-07		
	Stainless Lock Ring			
	Stem S/A - L.H.	72992-07		
	Stainless Lock Ring			
5	Friction Ring	246-37		
6	Stop Ring	72959-07		
7	Aquaseal Diaphragm (2)	72940-07		
8	Seat Brass 862-14, Monel 863-27			
9	Body	34317-02*		
10	Coupling Washer	456-07		
11	Collar	39637-07		
12	Coupling Nut	1233-22		
13	Shank Body	25641-02		
14	"O" Ring	1799-07		
15	Regulating Stem	25642-07		
16	Button Plain	55906-024		
17A	Shank S/A	7860-02		
18	Retaining Nut	25645-04		
19	Escutcheon	25644-02		
20	Elbow	65802-02*		
21	Spout	42947-02		
21A	Spout Pipe	25636-02		
21B	Spout End	65579-02*		
22	Backflow Preventer	7864-02		
23	Spout Tip	20962-02		
24	Washer	1324-07		
25	Hose Connection	20415-02*		
26	Adapter	25715-02		
27	Aerator	56135-02		
28	Spray S/A	5450-02		
29	Screw	25673-02		
30	Cover	25674-02		
31	Cap	25672-07		
32	Float	25670-07		
33	"O" Ring	1888-07		

• NOT AVAILABLE

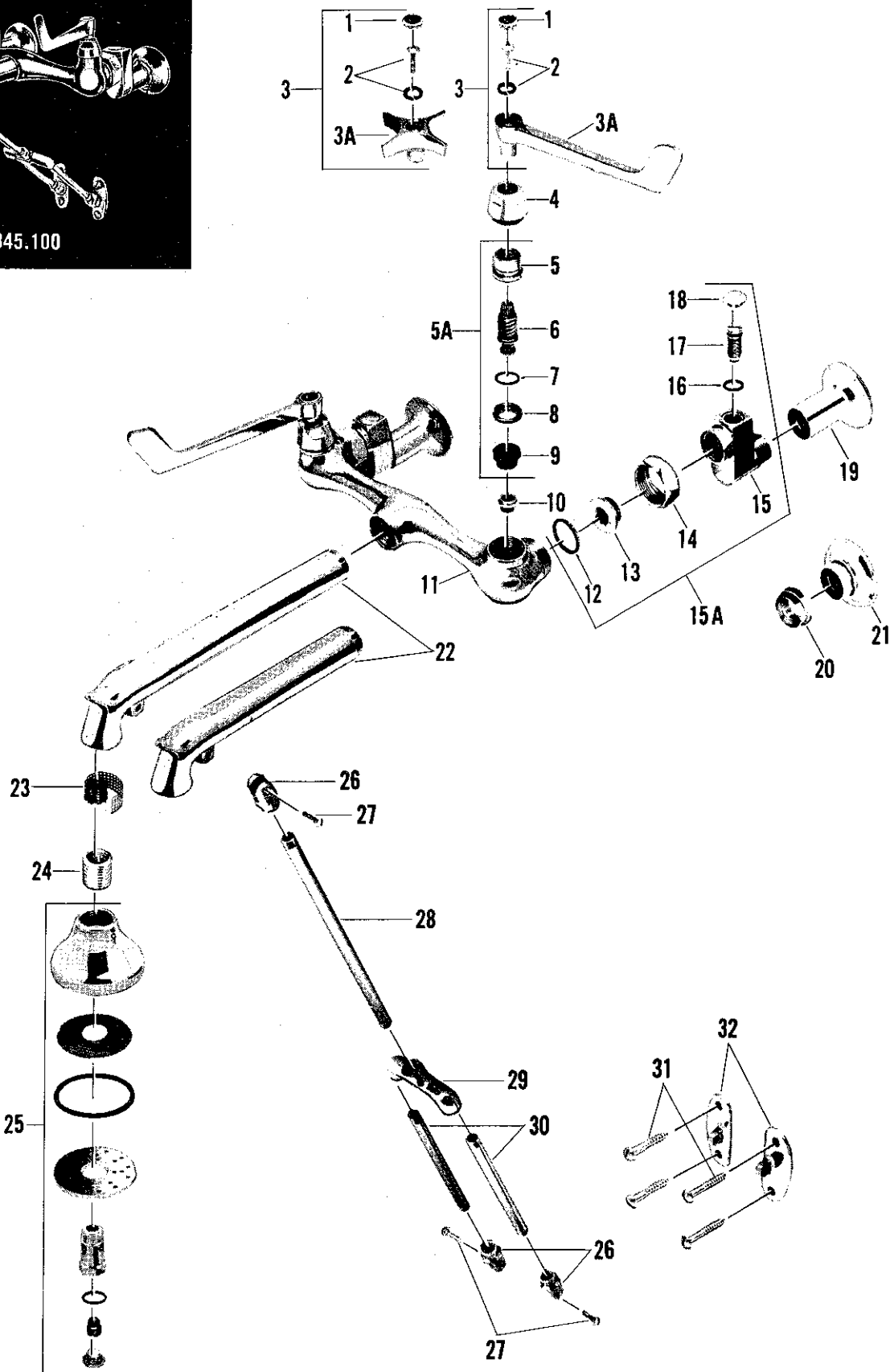
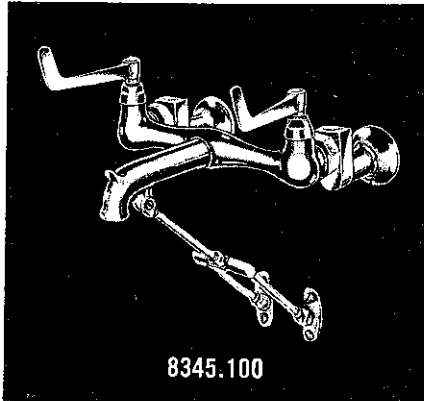
Repair Kits:

Parts 4A & 8 for Hot & Cold Sides 7575.152 - #12973-09
 Parts 4A & 8 for Hot Side only 7575.152 - #12974-09
 Parts 4A & 8 for Cold Side only 7575.152 - #12975-09
 Parts 4A & 8 for Hot & Cold Sides 7647.035 - #12938-09
 Parts 4A & 8 for Hot Side only 7647.035 - #12955-09
 Parts 4A & 8 for Cold Side only 7647.035 - #12956-09

Sink Fittings

Aquaseal

KISSLER & CO., INC.



no.	description	part no.	8345.118	8345.100	7572.068
1	Button - Hot (Red)	1837-023			
	Button - Cold (Blue)	1838-021			
2	Screw w/Washer	38342-07			
3	4 Arm Handle S/A - Hot	7889-023			
	4 Arm Handle S/A - Cold	7889-021			
	6" Wrist Handle S/A - Hot	7888-023			
	6" Wrist Handle S/A - Cold	7888-021			
3A	4 Arm Handle	615-32*			
	6" Wrist Handle	25958-02*			
4	Bonnet	25185-02			
5	Stem Nut - R.H.	72956-07			
	Stem Nut - L.H.	72957-07			
5A	Stem S/A - R.H. (Br. Ring)	72950-17			
	Stem S/A - R.H. (Stn. Ring)	72991-17			
	Stem S/A - L.H. (Stn. Ring)	72992-17			
6	Stem w/Swivel - R.H.	72954-07*			
	Stem w/Swivel - L.H.	72955-07*			
7	Friction Ring	246-37			
8	Stop Ring (Brass)	72959-07			
	Stop Ring (Stn. Steel)	72990-07			
9	Aquaseal Diaphragm (2)	72940-07			
10	Seat Brass 862-14, Monel 863-27				
11	Body	34317-02*			
12	Washer	456-07			
13	Collar	39637-07			
14	Coupling Nut	1233-22			
15	Shank Body	25641-02			
15A	Shank S/A	7860-02			
16	'O' Ring	1799-07			
17	Regulating Stem	25642-07			
18	Button - Plain	55906-02			
19	Shank Extension	25646-02			
20	Retaining Nut	25645-04			
21	Escutcheon	25644-02			
22	Spout 9 5/16" length	36516-02			
	Spout 5 1/8" length	65416-02*			
	Spout 4 3/4" length	36492-02			
23	Stream Regulator	33953-07			
24	Nipple	38600-07			
25	Spray S/A	13411-02			
26	Brace Holder	20100-02			
27	Screw	170-02			
28	Brace Tube	41098-02			
29	Yoke	65518-02			
30	Brace Tube (Lower)	41094-02			
31	Screw	1248-01			
32	Brace Plate	65517-02			

•NOT AVAILABLE

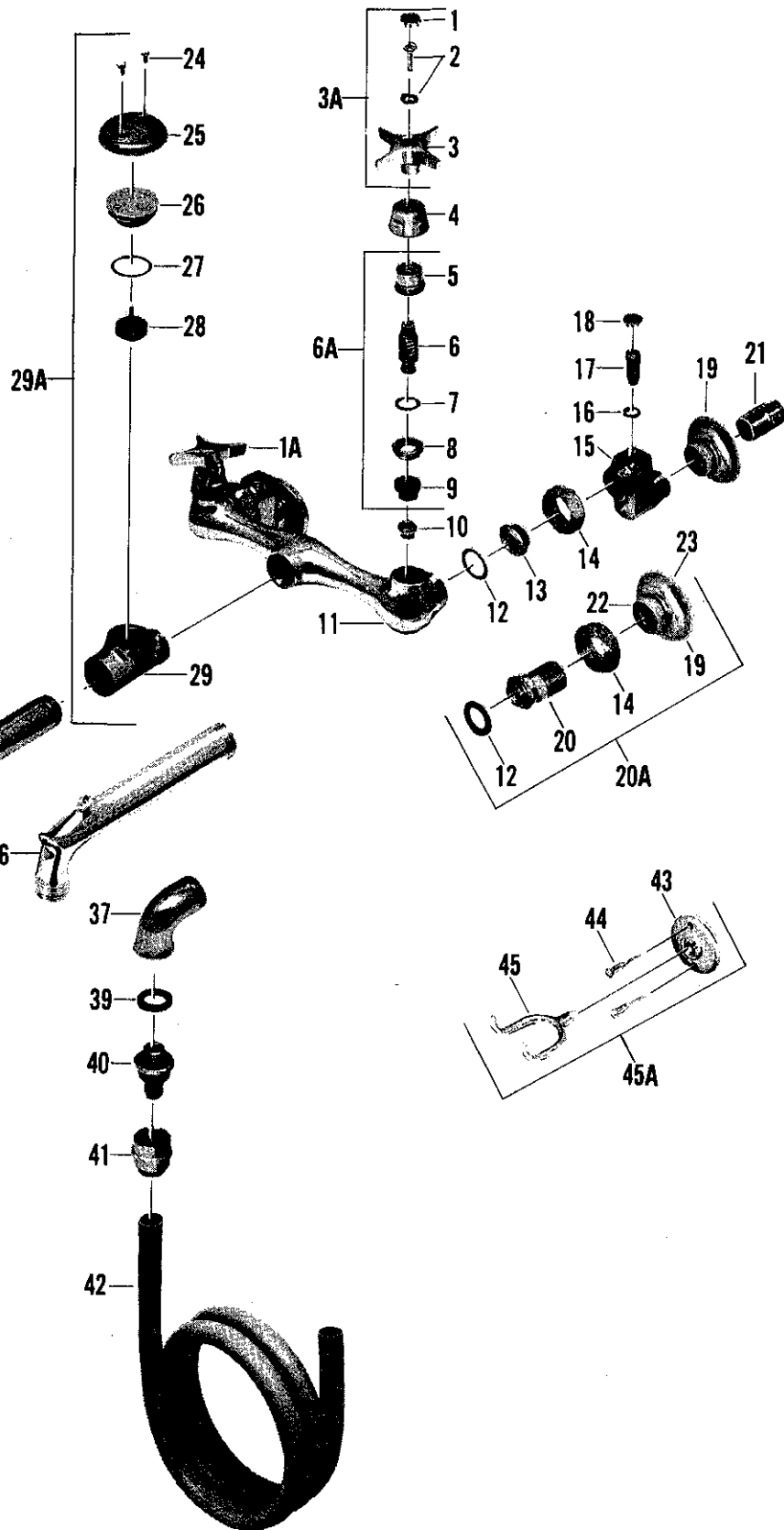
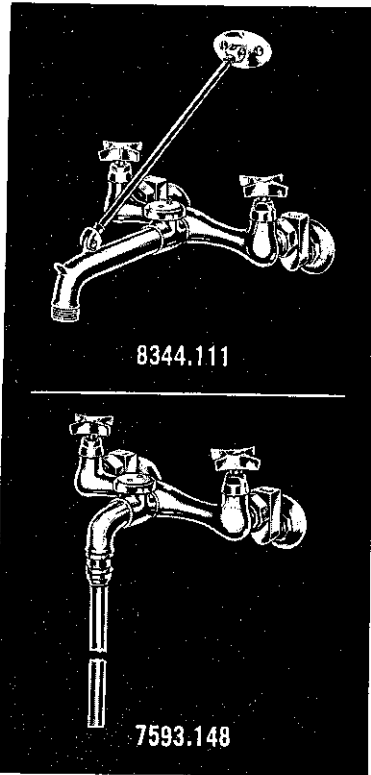
Repair Kits:

Parts 5A & 10 for Hot & Cold Sides 8345.118 & 8345.100 - #12930-09
 Parts 5A & 10 for Hot or Cold Side only for above - #12955-09
 Parts 5A & 10 for Hot & Cold Sides 7572.068 - #12973-09
 Parts 5A & 10 for Hot Side only 7572.068 - #12974-09
 Parts 5A & 10 for Cold Side only 7572.068 - #12975-09

Sink Fittings

Aquaseal

KISSLER & CO., INC.



no.	description	part no.	8344.111	8344.103	8346.082	7593.148
1	Button - Cold (Blue)	1838-021				
1A	Button - Hot (Red)	1837-023				
2	Screw w/Lockwasher	38342-07				
3	Handle	615-32*				
3A	Handle S/A - Specify Index	7889-02				
4	Bonnet	25185-02				
5	Stem Nut	72956-07				
6	Stem S/A	72952-07*				
6A	Aquaseal Trim S/A	72950-17				
7	Friction Ring	246-37				
8	Stop Ring	72959-07				
9	Aquaseal Diaphragm (2)	72940-07				
10	Seat Brass 862-14, Monel 863-27					
11	Body	34317-02*				
12	Coupling Washer	456-07				
13	Collar	39637-07				
14	Coupling Nut	1233-22				
15	Shank Body	25641-02				
15A	Shank S/A	7860-02				
16	'O' Ring	1799-07				
17	Regulating Stem	25642-07				
18	Button - Plain	55906-024				
19	Shank Flange	609-22				
20	Female Shank	20427-02				
20A	Female Shank S/A	14319-02				
21	Close Nipple	39525-07				
22	Escutcheon Holder	25645-04				
23	Escutcheon	25644-02				
24	Screw	25673-02				
25	Cover	25674-02				
26	Cap	25672-07				
27	'O' Ring	1888-07				
28	Float	25670-07				
29	Vac. Brkr. Body	25639-02				
29A	Backflow Prev. S/A	7862-02				
30	Brace Plate Screw	1248-01				
31	Brace Plate	20106-02				
32	Screw	170-02				
33	Brace Holder	20100-02				
34	Brace Tube	20105-02				
	Brace Tube	95006-02				
	Brace Tube	40976-02				
35	Spout	25634-02				
36	Spout	65753-02				
37	Spout	25671-02				
38	Stream Regulator	33953-07				
39	Washer	1324-07				
40	Male Hose Conn.	654-12				
41	Female Hose Conn.	655-12				
42	Hose - 5 ft. long*	20591-07				
43	Flange	651-22				
44	Screw	1129-01				
45	Fork	652-12				
45A	Fork S/A	11350-02				
46	Hose End Adaptor (not shown)	35879-04				

• NOT AVAILABLE

Repair Kits:

Parts 6A & 10 for Hot & Cold Sides - #12930-09

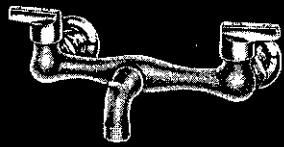
Parts 6A & 10 for Hot or Cold Side only - #12955-09

*For extra length of hose in (1) piece,
specify number of feet required times 961-07
(961-07 equals one foot length of hose)

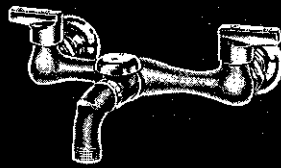
Sink Fittings

Aquaseal

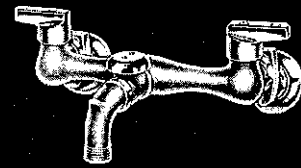
KISSLER & CO., INC.



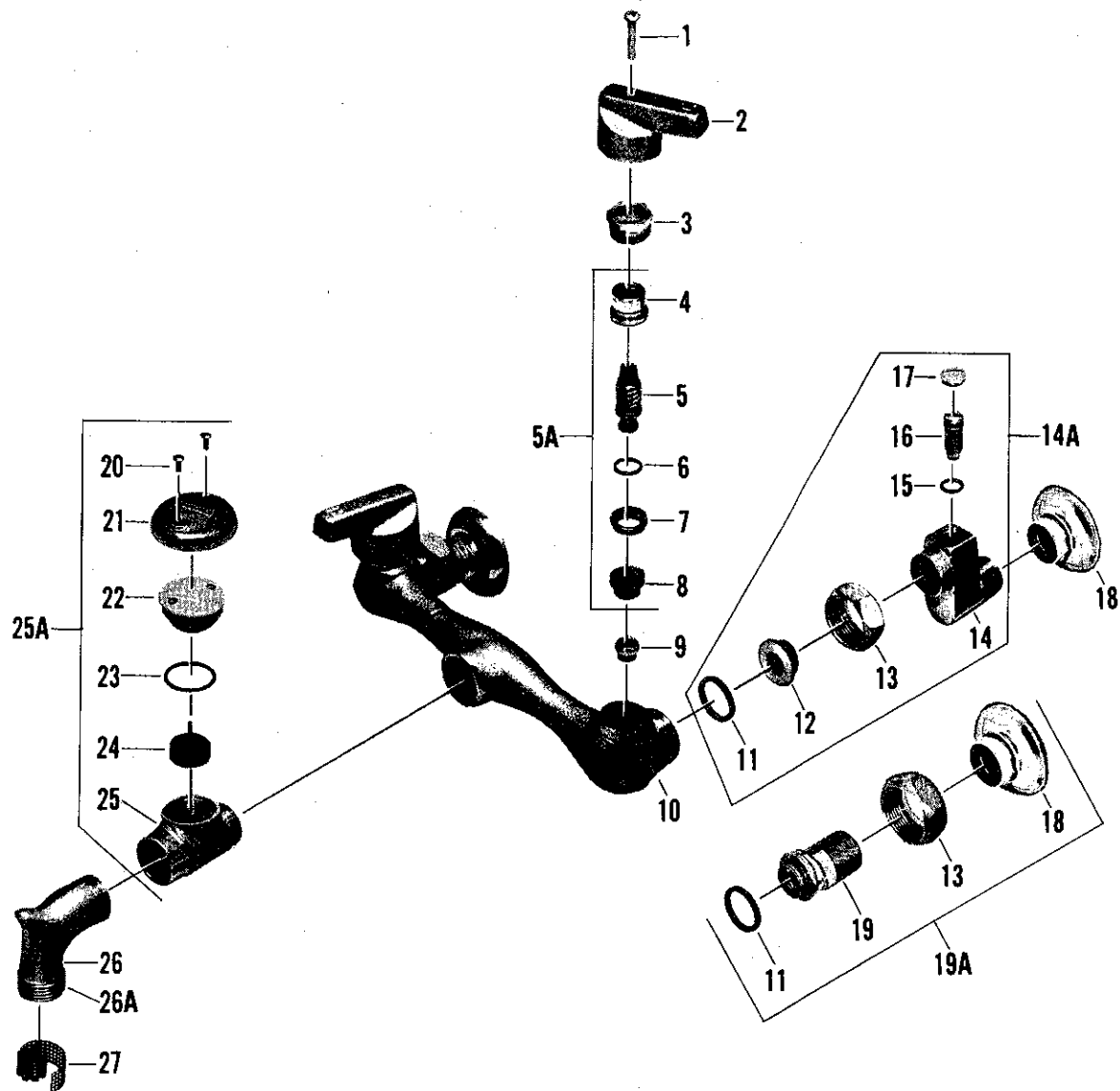
8340.234



8340.242



8341.075



no.	description	part no.	8340.234	8340.242	8341.075
1	Handle Screw	852-11			
2	Handle - Specify Index	64071-02			
	Handle - Specify Index	64071-04			
3	Locknut	855-17			
4	Stem Nut - R.H. Threads	72956-07			
	Stem Nut - L.H. Threads	72957-07			
5	Stem S/A - R.H. Threads	72952-07*			
	Stem S/A - L.H. Threads	72953-07*			
5A	Aquaseal Trim - R.H. Threads	72950-17			
	Aquaseal Trim - L.H. Threads	72951-17			
6	Friction Ring	246-37			
7	Stop Ring	72959-07			
8	Aquaseal Diaphragm (2)	72940-07			
9	Seat Brass 862-14, Monel 863-27				
10	Body	34317-02*			
	Body	34317-04*			
11	Coupling Washer	456-07			
12	Collar	39637-07			
13	Coupling Nut	1233-22			
14	Shank Body	25641-02			
14A	Shank S/A	7860-02			
15	"O" Ring	1799-07			
16	Regulating Stem	25642-07			
17	Button - Plain	55906-024			
18	Shank Flange	609-22			
19	Female Shank	20427-02			
19A	Female Shank S/A	14319-02			
20	Screw	25673-02			
21	Cover	25674-02			
22	Cap	25672-07			
23	"O" Ring	1888-07			
24	Float	25670-07			
25	Vac. Brkr. Body	25639-02			
25A	Backflow Prev. S/A	7862-02			
26	Spout	34308-04			
26A	Spout	34311-04			
27	Stream Regulator	33953-07			

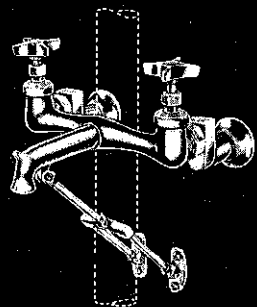
Repair Kits:

Parts 5A & 9 for Hot & Cold Sides - #12938-09

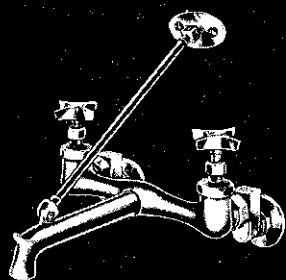
Parts 5A & 9 for Hot Side only - #12955-09

Parts 5A & 9 for Cold Side only - #12956-09

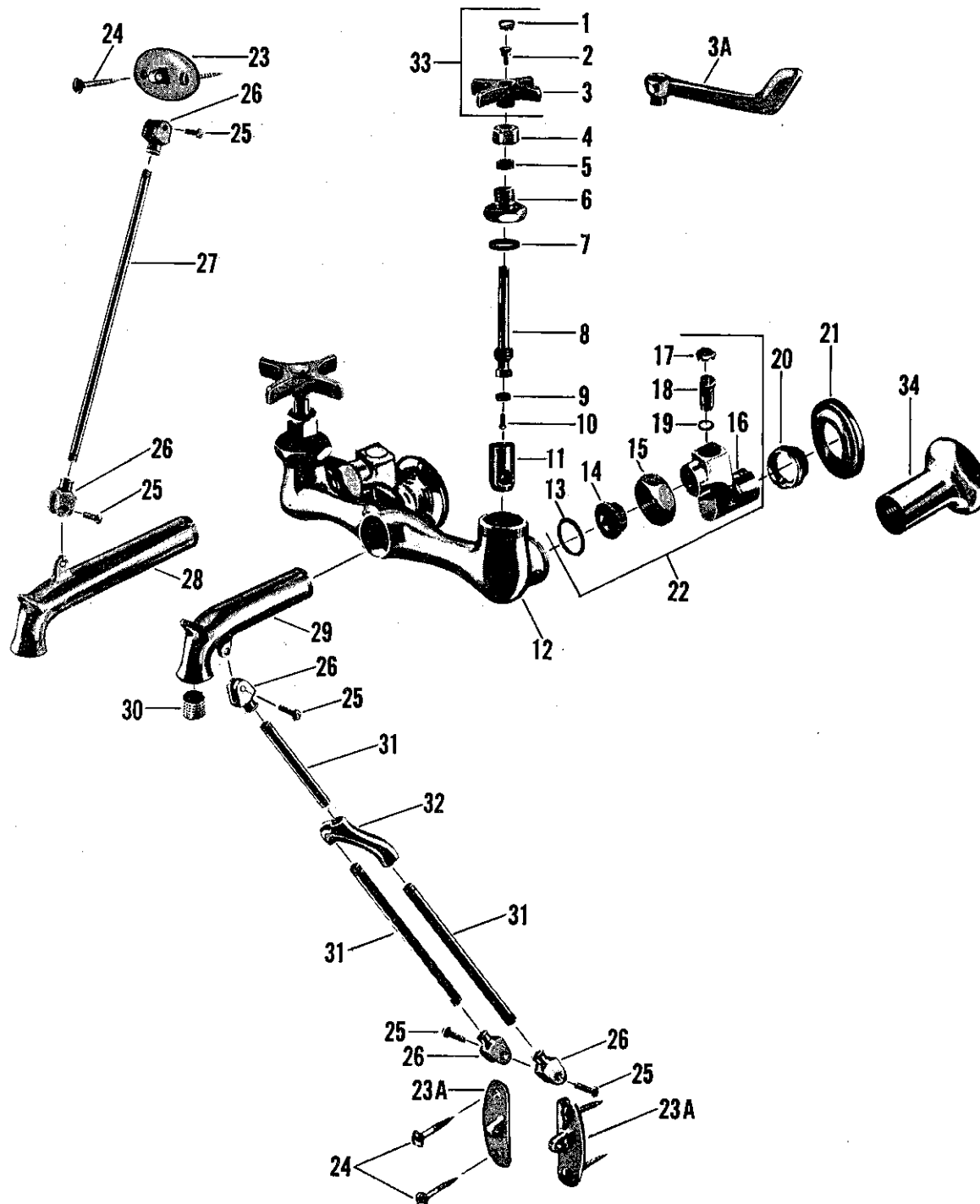
• NOT AVAILABLE



8345.084 (HB 95388 C)

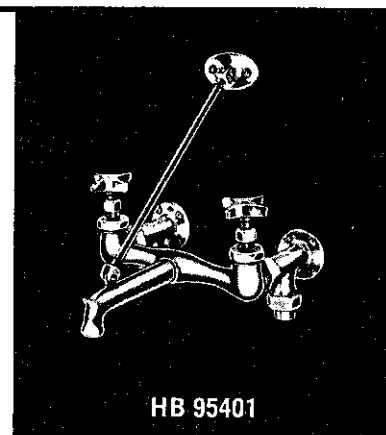
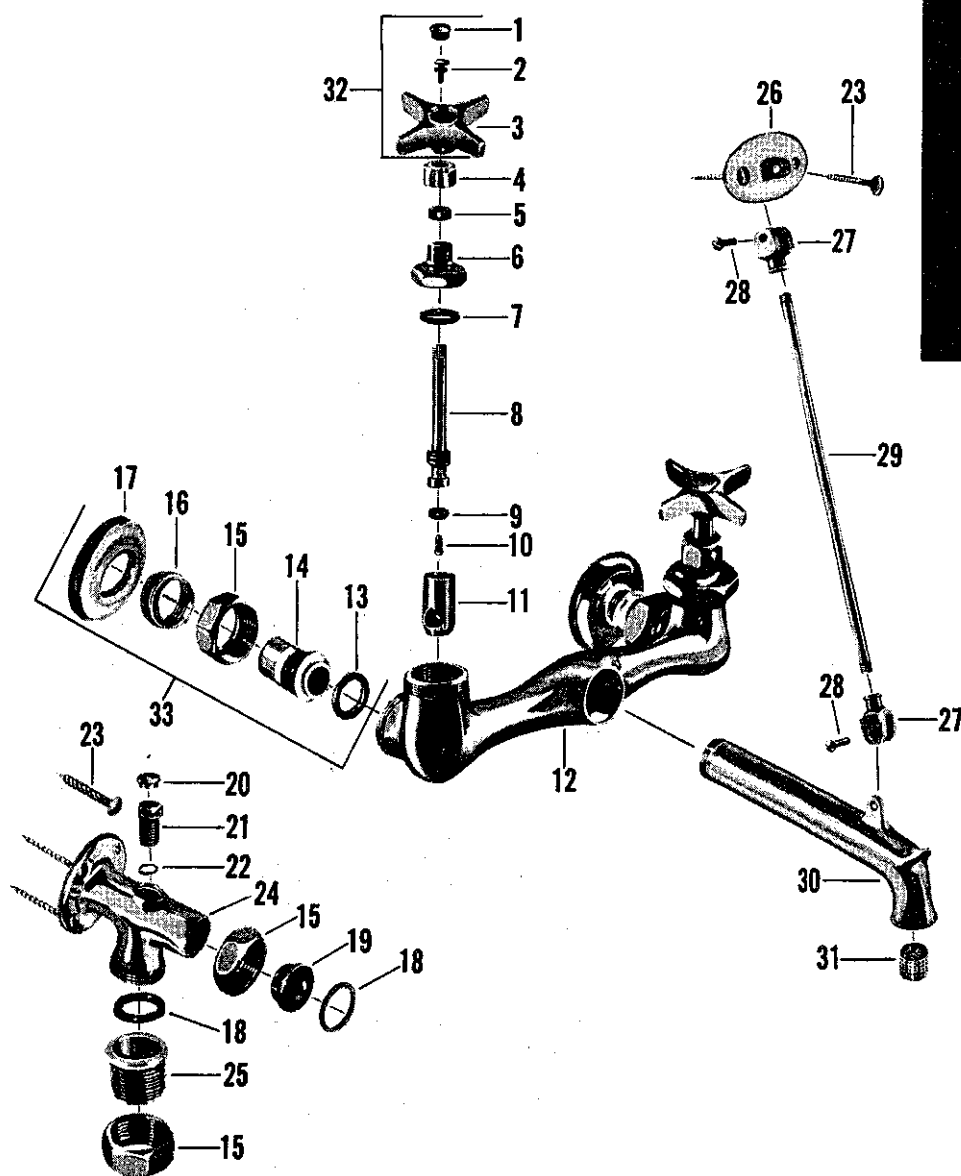


8344.053 (HB 95394)



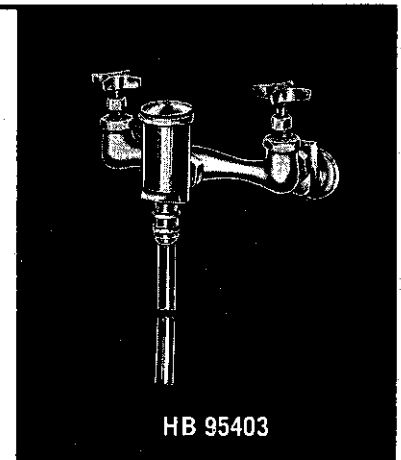
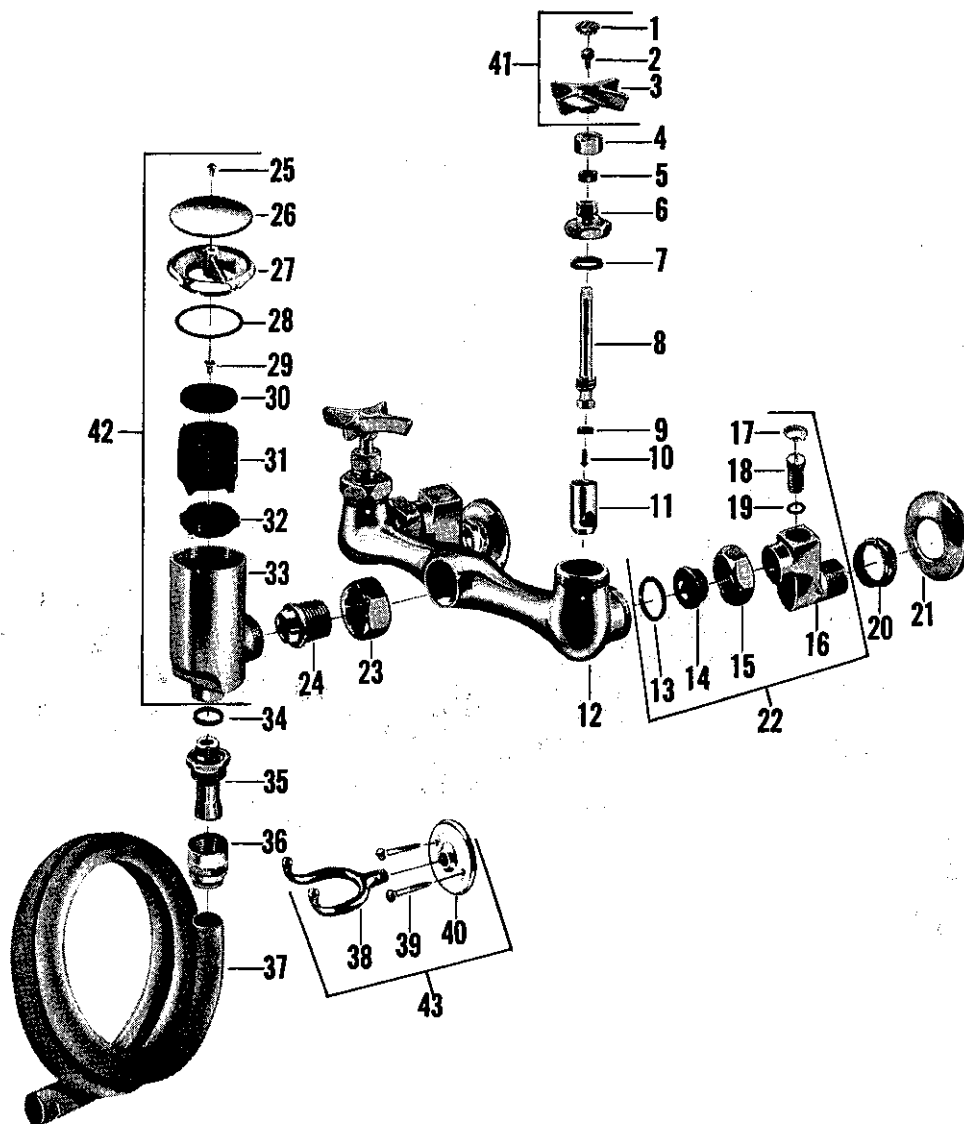
no.	description	HB 95382-C	HB 95382-D	HB 95388-C	HB 95388-D	HB 95394
1	Button - Index		1837-023	("H"), 1838-021 ("C")		
2	Handle Screw	264-17	264-17	264-17	264-17	264-17
3	4 Arm Handle	-	-	25659-02*	25659-02*	25659-02*
3A	6" Handle	25658-02*	25658-02*	-	-	-
4	Stuffing Nut	25015-02	25015-02	25015-02	25015-02	25015-02
5	Packing	1311-07	1311-07	1311-07	1311-07	1311-07
6	Stuffing Box Cap	19014-02	19014-02	19014-02	19014-02	19014-02
7	Cap Washer	52-07	52-07	52-07	52-07	52-07
8	Stem w/washer & Screw - R.H. Thd. - 4" Arm Handle	-	-	31284-04	31284-04	31284-04
	Stem w/washer & Screw - R.H. Thd. - 6" Handle	31305-04	31305-04	-	-	-
	Stem w/washer & Screw - L.H. Thd. - 6" Handle	31306-04	31306-04	-	-	-
9	Seat Washer	442-07	442-07	442-07	442-07	442-07
10	Seat Washer Screw	169-07	169-07	169-07	169-07	169-07
11	Re-Nu Sleeve - R.H. Thd. - 4" Arm Handle	-	-	20651-07	20651-07	20651-07
	Re-Nu Sleeve - R.H. Thd. - 6" Handle	20691-07	20691-07	-	-	-
	Re-Nu Sleeve - L.H. Thd. - 6" Handle	20619-07	20619-07	-	-	-
12	Body	25643-02*	25643-02*	25643-02*	25643-02*	25643-02*
13	Coupling Washer	456-07	456-07	456-07	456-07	456-07
14	Collar	39637-07	39637-07	39637-07	39637-07	39637-07
15	Coupling Nut	1233-22	1233-22	1233-22	1233-22	1233-22
16	Shank Body	25641-02	25641-02	25641-02	25641-02	25641-02
17	Button - Specify Plain	55906-02	55906-02	55906-02	55906-02	55906-02
18	Regulating Stem	25642-07	25642-07	25642-07	25642-07	25642-07
19	"O" Ring	1799-07	1799-07	1799-07	1799-07	1799-07
20	Retaining Nut	-	-	-	-	25645-04
21	Escutcheon	-	-	-	-	25644-02
22	Shank S/A	7860-02	7860-02	7860-02	7860-02	7860-02
23	Brace Plate	-	-	-	-	20106-02
23A	Brace Plate	65517-02	65517-02	65517-02	65517-02	-
24	Wood Screw	1248-01	1248-01	1248-01	1248-01	1248-01
25	Brace Holder Screw	170-02	170-02	170-02	170-02	170-02
26	Brace Holder	20100-02	20100-02	20100-02	20100-02	20100-02
27	Brace Tube - 10 3/4" Long	-	-	-	-	95006-02
28	Spout	65753-02	-	-	-	65692-02
29	Spout	36492-02	-	36492-02	-	-
	Spout	-	36516-02	-	36516-02	-
30	Stream Regulator	33953-07	33953-07	33953-07	33953-07	33953-07
31	Brace Tube - 4 3/4" Long	41094-02	41094-02	41094-02	41094-02	-
	Brace Tube - 8 1/2" Long	-	41098-02	-	41098-02	-
32	Yoke	65518-02	65518-02	65518-02	65518-02	-
33	4 Arm Handle S/A - Specify Index	-	-	7889-02	7889-02	7889-02
	6" Handle S/A - (Parts 1-2-3A) - Specify Index	7898-02	7898-02	-	-	-
34	Shank Extension	25646-02	25646-02	25646-02	25646-02	-

• NOT AVAILABLE



no.	description	HB 95401	HB 95404	no.	description	HB 95401	HB 95404
1	Button - Index	1837-023("H"), 1838-021("C")		18	Coupling Washer	456-07	-
2	Handle Screw	264-17	264-17	19	Collar	39637-07	-
3	Handle	25659-02•	25659-02•	20	Button - Plain	55906-024	-
4	Stuffing Nut	25015-02	25015-02	21	Regulating Stem	25642-07	-
5	Packing	1311-07	1311-07	22	"O" Ring	1799-07	-
6	Stuffing Box Cap	19014-02	19014-02	23	Wood Screw	1248-01	-
7	Cap Washer	52-07	52-07	24	Tee	25649-02	-
8	Stem w/washer & Screw - Hot or Cold	31284-04	31284-04	25	Swivel	24056-04	-
9	Seat Washer	442-07	442-07	26	Brace Plate	20106-02	20106-02
10	Seat Washer Screw	169-07	169-07	27	Brace Tube Holder	20100-02	20100-02
11	Re-Nu Sleeve - Hot or Cold	20651-07	20651-07	28	Brace Holder Screw	170-02	170-02
12	Body	25643-02•	25643-02•	29	Brace Tube - 10" Long	20105-02	20105-02
13	Coupling Washer	-	456-07	30	Spout	20548-02•	-
14	Female Shank	-	20427-02		Spout	-	65692-02
15	Coupling Nut	1233-22	1233-22	31	Stream Regulator	33953-07	33953-07
16	Retaining Nut	-	25645-02	32	Handle S/A - Specify Index	7889-02	7889-02
17	Escutcheon	-	25644-02	33	Shank S/A	-	13258-02

• NOT AVAILABLE



no.	description	HB 95403	HB 95403-WH	no.	description	HB 95403	HB 95403-WH
1	Button - Index	1837-023 ("H")	1838-021 ("C")	23	Swivel Nut	24186-02	24186-02
2	Handle Screw	264-17	264-17	24	Swivel	23941-02*	23941-02*
3	Handle	25659-02*	25659-02*	25	Screw	1786-01	1786-01
4	Stuffing Nut	25015-02	25015-02	26	Shield	65501-02	65501-02
5	Packing	1311-07	1311-07	27	Cap	66059-02	66059-02
6	Stuffing Box Cap	19014-02	19014-02	28	Cap Washer	86-17	86-17
7	Cap Washer	52-07	52-07	29	Guide Screw	403-17	403-17
8	Stem w/washer & Screw - R.H. Thds.	31284-04	31284-04	30	Seat Washer	85-17	85-17
9	Seat Washer	442-07	442-07	31	Float	368-17	368-17
10	Seat Washer Screw	169-07	169-07	32	Float Disc	367-17	367-17
11	Re-Nu Sleeve - R.H. Thds.	20651-07	20651-07	33	Vacuum Breaker Body	66042-02*	66042-02*
12	Body	25643-02*	25643-02*	34	Washer	1324-07	1324-07
13	Coupling Washer	456-07	456-07	35	Male Hose Conn. Part	654-12	654-12
14	Collar	39637-07	39637-07	36	Female Hose Conn. Part	655-12	655-12
15	Coupling Nut	1233-22	1233-22	37	Hose - 5 Ft. Long*	20591-07	20591-07
16	Shank Body	25641-02	25641-02	38	Fork	-	652-12
17	Button - Plain	55906-024	55906-024	39	Wood Screw	-	1129-01
18	Regulating Stem	25642-07	25642-07	40	Flange	-	651-22
19	"O" Ring	1799-07	1799-07	41	Handle S/A - Specify Index	7889-02	7889-02
20	Retaining Nut	25645-04	25645-04	42	Vacuum Breaker S/A	11941-02	11941-02
21	Escutcheon	25644-02	25644-02	43	Fork S/A	-	11350-02
22	Shank S/A	7860-02	7860-02				

* NOT AVAILABLE

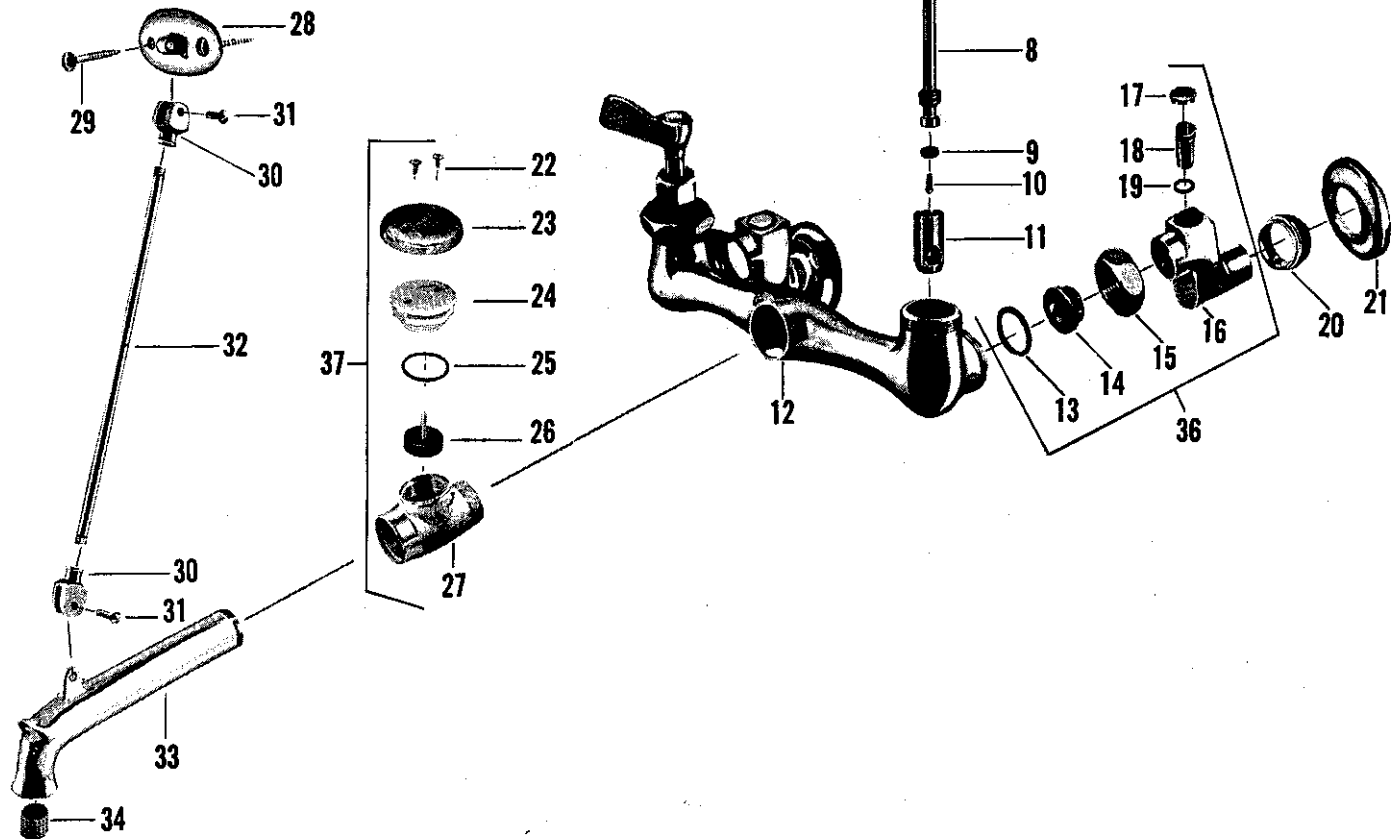
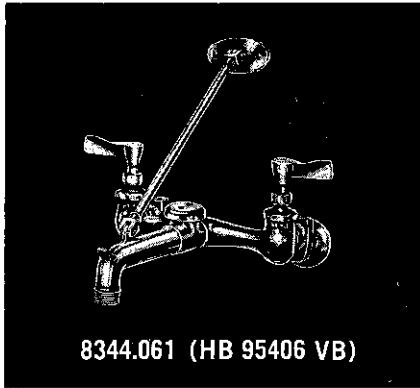
*For extra length of hose in (1) piece, specify number of feet required times 961-07 (961-07 equals one foot length of hose)

**AMERICAN
STANDARD**

Sink Fitting

RE-NU

KISSLER & CO., INC.



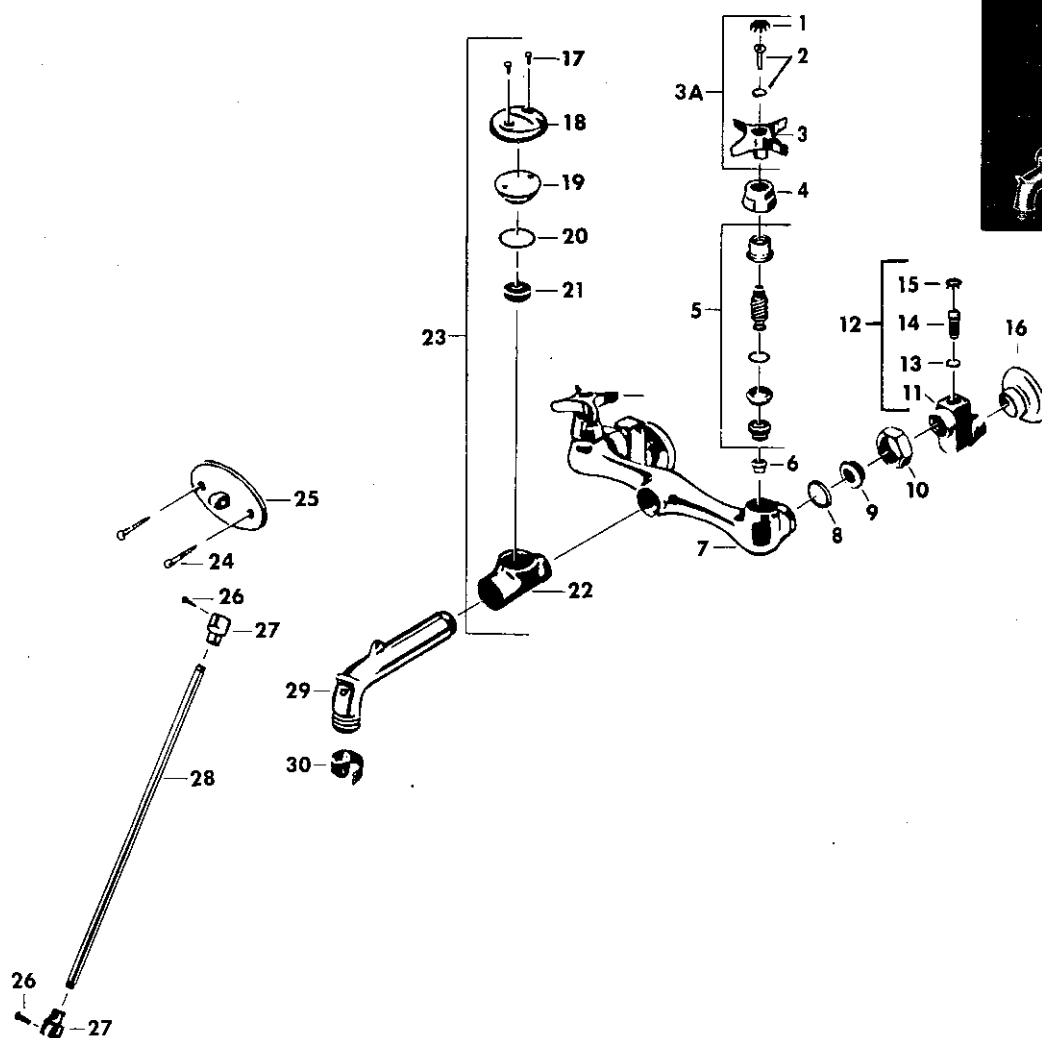
no.	description	HB 95406-VB	no.	description	HB 95406-VB
1	Button - Index "H"	1837-023	18	Regulating Stem	25642-07
	Index "C"	1838-021	19	"O" Ring	1799-07
2	Handle Screw	264-17	20	Retaining Nut	25645-04
3	Handle	25656-02*	21	Escutcheon	25644-02
4	Stuffing Nut	25015-02	22	Screw	25673-02
5	Packing	1311-07	23	Cover	25674-02
6	Stuffing Box Cap	19014-02	24	Cap	25672-07
7	Cap Washer	52-07	25	"O" Ring	1888-07
8	Stem w/screw & Washer - Hot - R.H. Thd.	31305-04	26	Float	25670-07
	Stem w/screw & Washer - Cold - L.H. Thd.	31306-04	27	Backflow Preventer Body	25639-02
9	Seat Washer	442-07	28	Brace Plate	20106-02
10	Seat Washer Screw	169-07	29	Wood Screw	1248-01
11	Re-Nu Sleeve - Hot - R.H. Thd.	20691-07	30	Brace Rod Holder	20100-02
	Re-Nu Sleeve - Cold - L.H. Thd.	20619-07	31	Brace Holder Screw	170-02
12	Body	25643-02*	32	Brace Tube - 10 1/2" Long	40976-02
13	Coupling Washer	456-07	33	Spout	25634-02
14	Collar	39637-07	34	Stream Regulator	33953-07
15	Coupling Nut	1233-22	35	Handle S/A - Specify Index	7886-02
16	Shank Body	25641-02	36	Shank S/A	7860-02
17	Button - Plain	55906-024	37	Backflow Preventer S/A	7862-02

• NOT AVAILABLE

KISSLER & CO., INC.

AMERICAN-STANDARD Plumbing Fittings Replacement Parts

Wall Mount Service Sink Faucet—8344.111



Item No.	Part No.	Description
1.	1838.021	Button—cold (Blue)
1A.	1837.023	Button—hot (Red)
2.	38342.07	Screw w/lockwasher
3.*	615.32	Handle
3A.	8689.02	Handle S/A ('H' and 'C')
4.	28343.02	Bonnet
5.	72950.17	Aquaseal trim S/A, righthand thread
6.	863.27	Monel seat
	862.14	Brass seat
7.*	34317.02	Body
8.	456.07	Coupling washer
9.	39637.07	Collar
10.	1233.22	Coupling nut
11.	25641.02	Shank body
12.	7860.02	Shank S/A
13.	1799.07	'O' ring
14.	25642.07	Regulating stem

Item No.	Part No.	Description
15.	55906.024	BKutton—plain
16.	609.22	Shank flange
17.	25673.02	Screw
18.	25674.02	Cover
19.	25672.07	Cap
20.	866.27	'O' ring
21.	70606.07	Float
22.	25639.02	Vac. brkr. body
23.	7862.02	Backflow prev. S/A
24.	1248.01	Brace plate screw
25.	20106.02	Brace plate
26.	170.02	Screw
27.	20100.02	Brace holder
28.	40976.02	Brace tube
29.	25634.02	Spout
30.	33953.07	Stream regulator

*Not available as repair part


For Aquaseal trim, see page 7-9

Order by part number

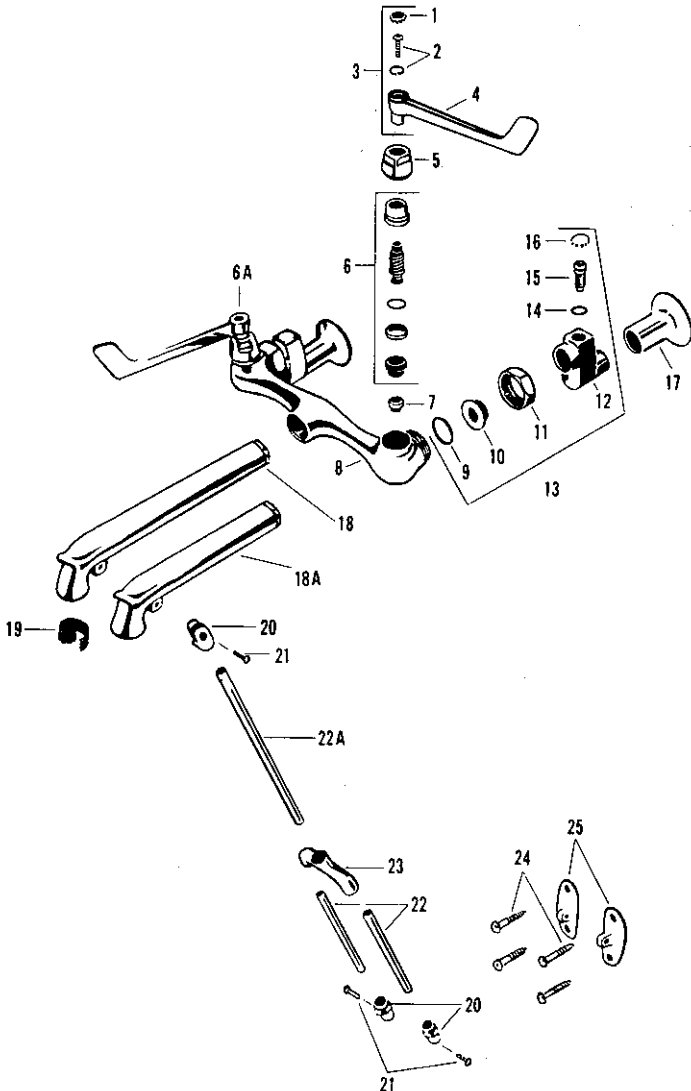
KISSLER & CO., INC.

AMERICAN-STANDARD Plumbing Fittings Replacement Parts

WALL Mount Service Sink Faucet-Bottom Brace—8345 series



8345.100
8345.118




Item No.	Part No.	Description
1.	1837.023	Button—hot (Red)
	1838.021	Button—cold (blue)
2.	38342.07	Screw w/washer
3.	8688.02	6" Wrist handle S/A ('H' and 'C')
4.	25958.02	6" Wrist handle
5.	28343.02	Bonnet
6.	72991.17	Stem S/A—R.H. (stn. ring)
6A.	72992.17	Stem S/A—L.H. (stn. ring)
7.	863.27	Monel seat
	862.14	Brass
8.*	34317.02	Body
9.	456.07	Washer
10.	39637.07	Collar
11.	1233.22	Coupling nut
12.	25641.02	Shank body
13.	7860.02	Shank S/A
14.	1799.07	'O' ring
15.	25642.07	Regulating stem
16.	55906.07	Button—plain
17.	25646.02	Shank extension
18.	36516.02	Spout 9 $\frac{5}{16}$ " length
18A.	36492.02	Spout 4 $\frac{3}{4}$ " length
19.	33953.07	Stream regulator
20.	20100.02	Brace holder
21.	170.01	Screw
22.	41094.04	Brace tube 4 $\frac{3}{4}$ " long
22A.	41098.04	Brace tube 8 $\frac{1}{2}$ " long
23.	65518.02	Yoke
24.	1248.01	Screw
25.	65517.02	Brace plate

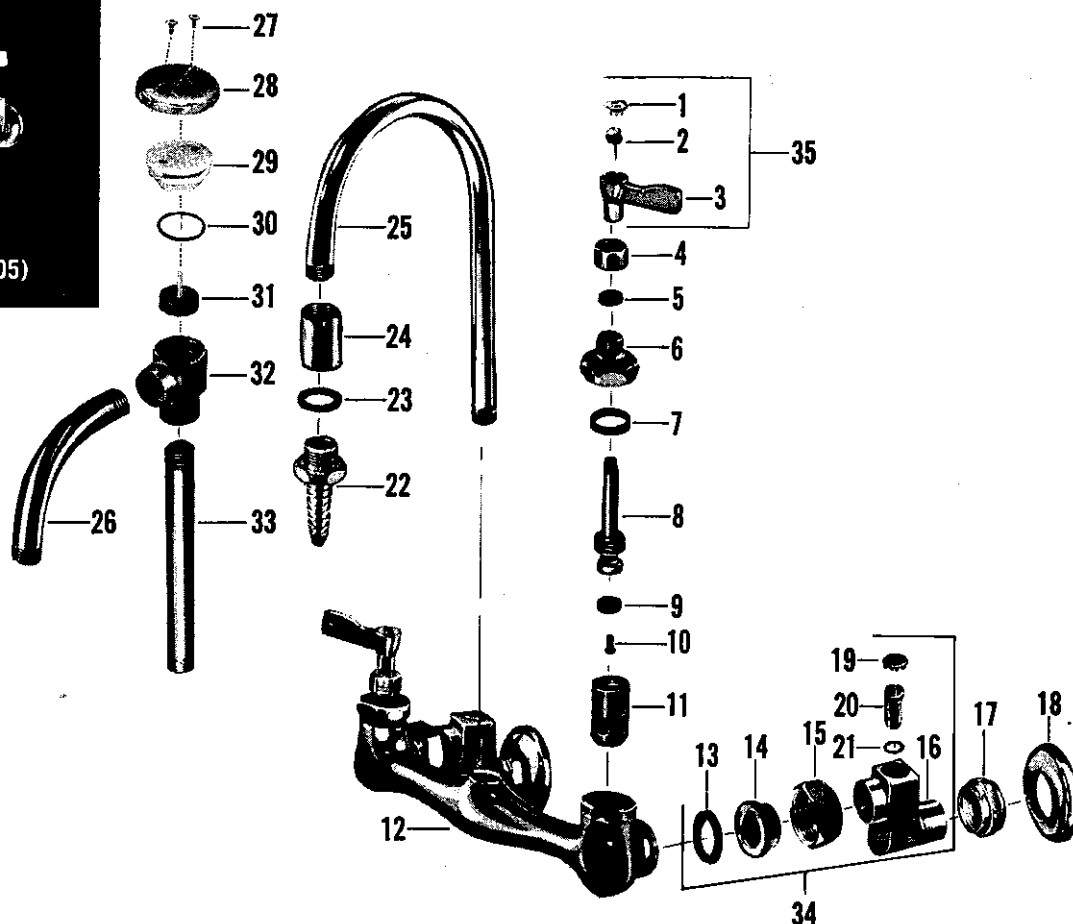
*Not available as repair part

For Aquaseal trim, see page 7-9

Order by part number

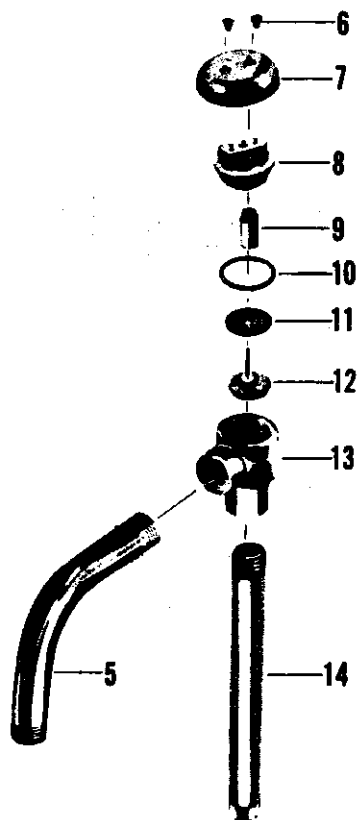
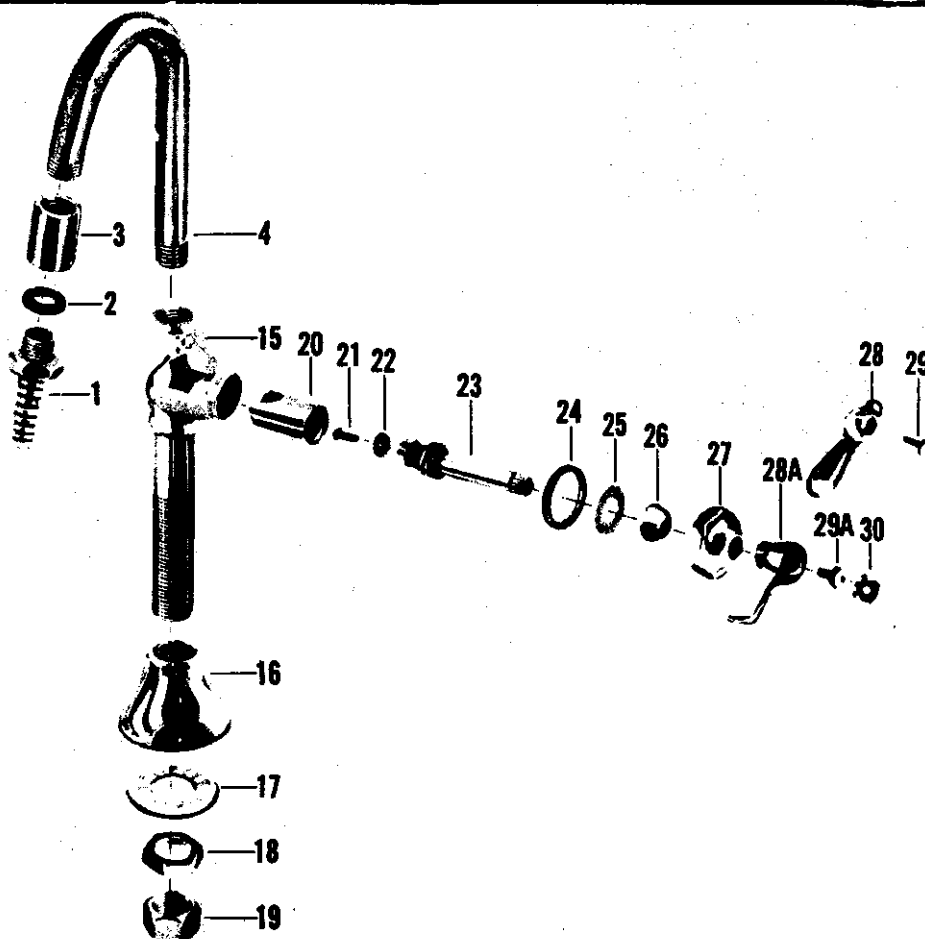



7647.019 (HB 96205)



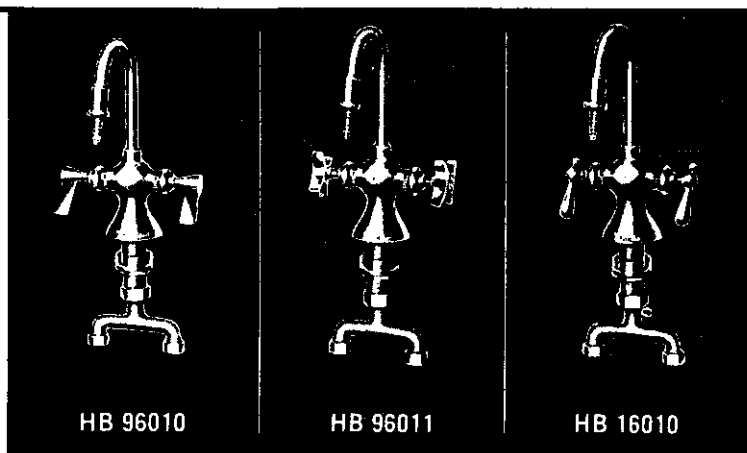
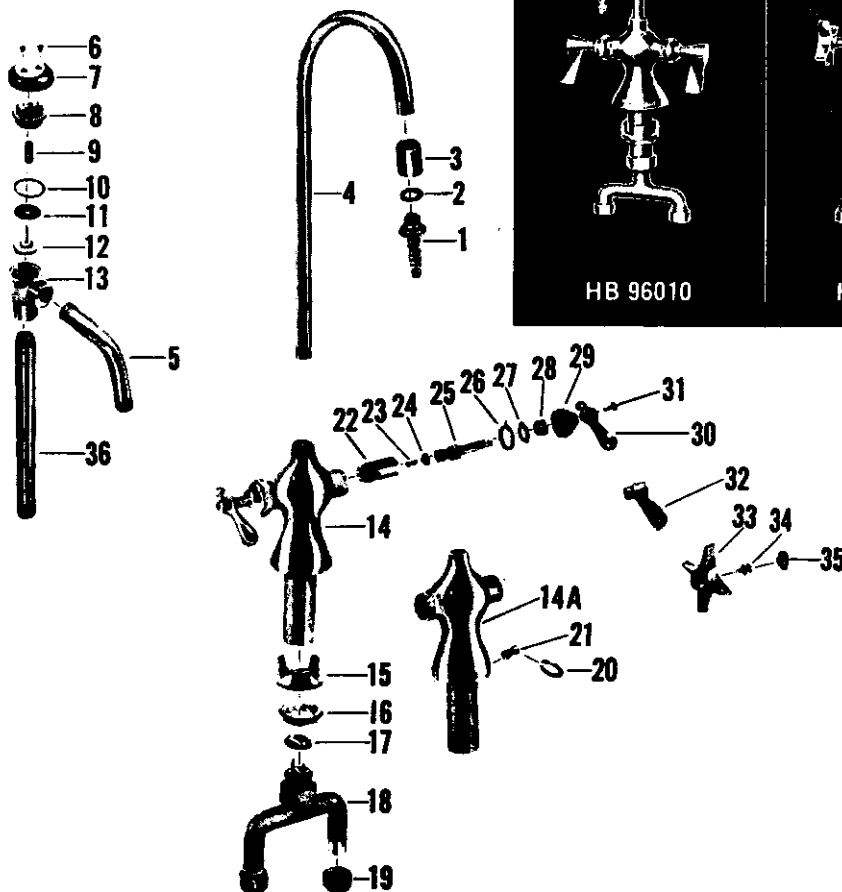
no.	description	HB 96205	HB 96205-VB	no.	description	HB 96205	HB 96205-VB
1	Button - Index	1837-023("H"),	1838-021("C")	18	Escutcheon	25644-02	25644-02
2	Handle Screw	264-17	264-17	19	Button - Specify Plain	55906-02	55906-02
3	Handle	25656-02•	25656-02•	20	Regulating Stem	25642-07	25642-07
4	Stuffing Nut	25015-02	25015-02	21	"O" Ring	1799-07	1799-07
5	Packing	1311-07	1311-07	22	Hose Connection	20415-02•	20415-02•
6	Stuffing Box Cap	19014-02	19014-02	23	Washer	1324-07	1324-07
7	Cap Washer	52-07	52-07	24	Gooseneck Tip	20962-02	20962-02
8	Stem w/washer & Screw - "Hot"	31305-04	31305-04	25	Gooseneck	20963-02	-
9	Stem w/washer & Screw - "Cold"	31306-04	31306-04	26	Spout	-	25651-02
10	Seat Washer	442-07	442-07	27	Screws	-	25673-02
11	Seat Washer Screw	169-07	169-07	28	Cover	-	25674-02
12	Re-Nu Sleeve - "Hot"	20691-07	20691-07	29	Cap	-	25672-07
13	Re-Nu Sleeve - "Cold"	20619-07	20619-07	30	"O" Ring	-	1888-07
14	Body	25647-02•	25647-02•	31	Float	-	25670-07
15	Coupling Washer	456-07	456-07	32	Vacuum Breaker Body	-	25638-02
16	Collar	39637-07	39637-07	33	Riser Pipe	-	25636-02
17	Coupling Nut	1233-22	1233-22	34	Shank S/A	7860-02	7860-02
18	Shank Body	25641-02	25641-02	35	Handle S/A - Specify Index	7886-02	7886-02
19	Retaining Nut	25645-04	25645-04				

• NOT AVAILABLE



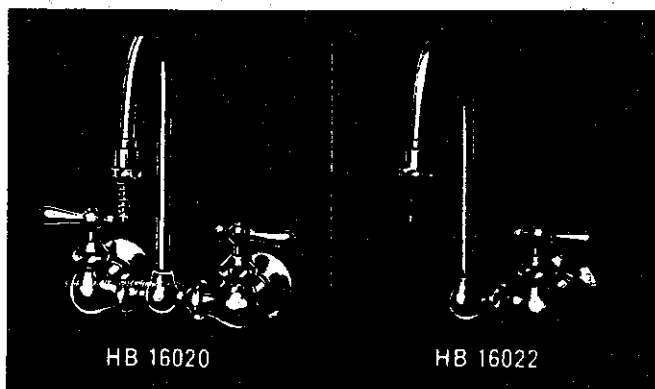
Description		HB 16002	HB 96002	HB 96002-95
1	Rose Connection	20415-02	20415-02	20415-02
2	Washer	1324-07	1324-07	1324-07
3	Tip for 1/2" Tube Gooseneck	20961-02	20961-02	-
4	Tip for 3/8" S.P.S. Gooseneck or Spout	-	20962-02	20962-02
5	1/2" Tube Gooseneck	20950-02	20950-02	-
6	3/8" S.P.S. Pipe Gooseneck	-	25629-02	-
7	Spout	-	-	25651-02
8	Screw	-	-	25665-02
9	Cover	-	-	25661-02
10	Cap	-	-	25662-04
11	Guide	-	-	25664-08
12	Cap Washer	-	-	25667-07
13	Seat Washer	-	-	25663-07
14	Seat Washer Holder	-	-	25666-07
15	Vacuum Breaker Body	-	-	25638-02
16	Riser Pipe	-	-	25637-02
17	Valve Body - for 1/2" Tube	37109-02	37109-02	-
18	Valve Body for 3/8" S.P.S. Pipe	-	37448-02	37448-02
19	Base	20000-02	20000-02	20000-02
20	Friction Washer	1374-19	1374-19	1374-19
21	Lock Nut	300-27	300-27	300-27
22	Coupling Nut	24220-08	24220-08	24220-08
23	Re-Nu Sleeve - R.H. Thds.	20336-08	20336-08	20336-08
24	Re-Nu Sleeve - L.H. Thds.	20563-08	20563-08	20563-08
25	Seat Washer Screw	159-17	159-17	159-17
26	Seat Washer	441-07	441-07	441-07
27	Stem w/washer & Screw - R.H. Thds.	20731-02	20731-02	20731-02
28	Stem w/washer & Screw - L.H. Thds.	21451-02	21451-02	21451-02
29	Cap Washer	1044-07	1044-07	1044-07
30	Brass Washer	21625-08	21625-08	21625-08
31	Packing	1311-07	1311-07	1311-07
32	Cap	21437-02	21437-02	21437-02
33	Handle - Specify Index	1190-02	-	-
34	Handle	-	25656-02	25656-02
35	Handle Screw	173-01	-	-
36	Handle Screw	-	264-17	264-17
37	Button - Specify Index	-	55906-02	55906-02

Note - If 1/4" Swivel Tailpieces are required
for the above faucets - Specify part no. 15600

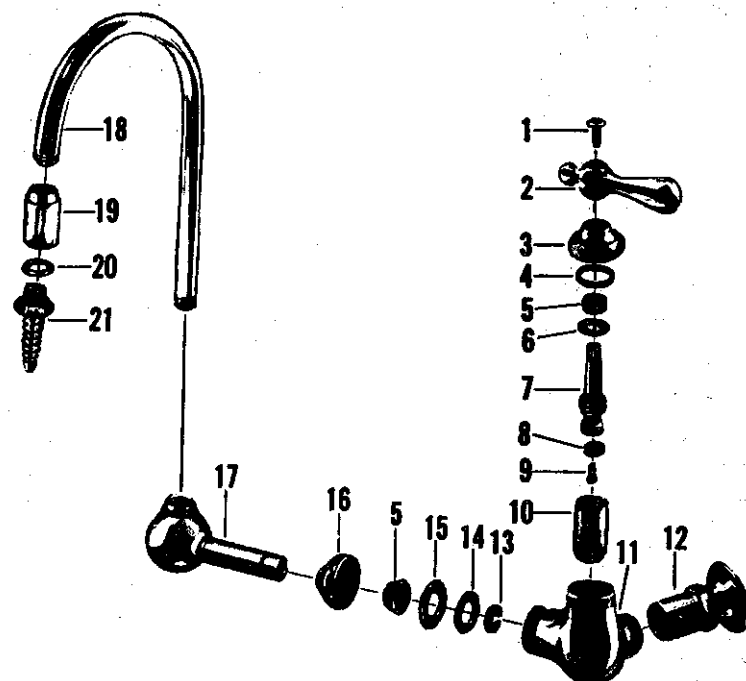
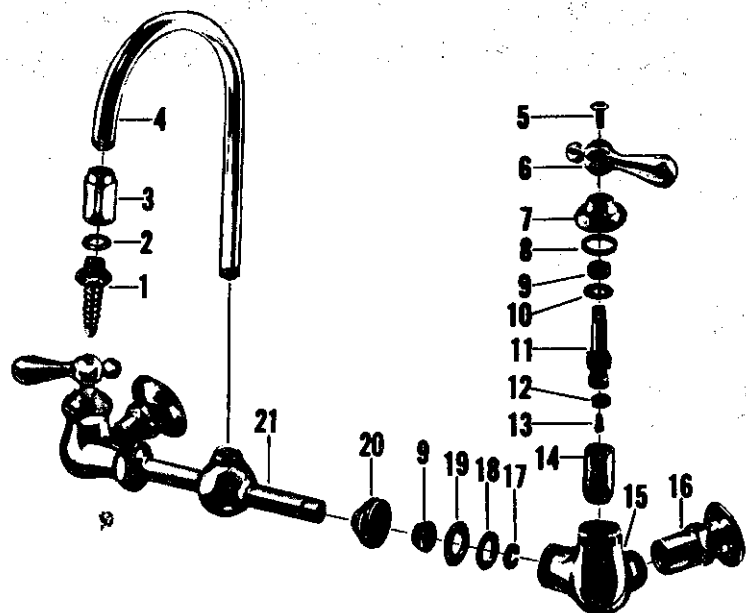


No.	Description	HB 15010	HB 15010-02	HB 15010-03	HB 15010-04	HB 15010-05	HB 15010-06	HB 15010-07	HB 15010-08	HB 15010-09	HB 15010-10
1	Nose Connection	20415-02	20415-02	20415-02	20415-02	20415-02	20415-02	20415-02	20415-02	20415-02	20415-02
2	Washer	1324-07	1324-07	1324-07	1324-07	1324-07	1324-07	1324-07	1324-07	1324-07	1324-07
3	Tip	20962-02	20962-02	20962-02	20962-02	20962-02	20962-02	20962-02	20962-02	20962-02	20962-02
4	Gooseneck	20963-02	20963-02	20963-02	20963-02	20963-02	20963-02	20963-02	20963-02	20963-02	20963-02
5	Spout	-	-	-	-	25651-02	25651-02	-	-	25651-02	25651-02
6	Screw	-	-	-	-	25665-02	25665-02	-	-	25665-02	25665-02
7	Cover	-	-	-	-	25661-02	25661-02	-	-	25661-02	25661-02
8	Cap	-	-	-	-	25662-04	25662-04	-	-	25662-04	25662-04
9	Guide	-	-	-	-	25664-08	25664-08	-	-	25664-08	25664-08
10	Cap Washer	-	-	-	-	25667-07	25667-07	-	-	25667-07	25667-07
11	Seat Washer	-	-	-	-	25663-07	25663-07	-	-	25663-07	25663-07
12	Seat Washer Holder	-	-	-	-	25666-07	25666-07	-	-	25666-07	25666-07
13	Backflow Preventer Body	-	-	-	-	25638-02	25638-02	-	-	25638-02	25638-02
14	Body	37626-02	-	37626-02	-	37626-02	-	37626-02	-	37626-02	-
14A	Body	-	37500-02	-	37500-02	-	37500-02	-	37500-02	-	37500-02
15	Iron Washer	1520-08	1520-08	1520-08	1520-08	1520-08	1520-08	1520-08	1520-08	1520-08	1520-08
16	Lock Nut	24446-08	24446-08	24446-08	24446-08	24446-08	24446-08	24446-08	24446-08	24446-08	24446-08
17	Coupling Washer	112-07	112-07	112-07	112-07	112-07	112-07	112-07	112-07	112-07	112-07
18	Twin Connection S/A	5074-08	5074-08	5074-08	5074-08	5074-08	5074-08	5074-08	5074-08	5074-08	5074-08
19	Coupling Nut	24220-08	24220-08	24220-08	24220-08	24220-08	24220-08	24220-08	24220-08	24220-08	24220-08
20	Ring	-	21800-02	-	21800-02	-	21800-02	-	21800-02	-	21800-02
21	Chainstay Post	-	36023-02	-	36023-02	-	36023-02	-	36023-02	-	36023-02
22	Re-Mu Sleeve - R.H. Thread	20336-08	20336-08	20336-08	20336-08	20336-08	20336-08	20336-08	20336-08	20336-08	20336-08
23	Re-Mu Sleeve - L.H. Thread	20363-08	20363-08	20363-08	20363-08	20363-08	20363-08	20363-08	20363-08	20363-08	20363-08
24	Seat Washer Screw	159-17	159-17	159-17	159-17	159-17	159-17	159-17	159-17	159-17	159-17
25	Seat Washer	441-07	441-07	441-07	441-07	441-07	441-07	441-07	441-07	441-07	441-07
26	Stem w/washer & Screw - R.H. Thread	20731-02	20731-02	20731-02	20731-02	20731-02	20731-02	20731-02	20731-02	20731-02	20731-02
27	Stem w/washer & Screw - L.H. Thread	21451-02	21451-02	21451-02	21451-02	21451-02	21451-02	21451-02	21451-02	21451-02	21451-02
28	Cap Washer	1044-07	1044-07	1044-07	1044-07	1044-07	1044-07	1044-07	1044-07	1044-07	1044-07
29	Brass Washer	21625-08	21625-08	21625-08	21625-08	21625-08	21625-08	21625-08	21625-08	21625-08	21625-08
30	Packing	1311-07	1311-07	1311-07	1311-07	1311-07	1311-07	1311-07	1311-07	1311-07	1311-07
31	Cap	21437-02	21437-02	21437-02	21437-02	21437-02	21437-02	21437-02	21437-02	21437-02	21437-02
32	Handle - Specify Index	1190-02	1190-02	-	-	-	-	-	-	-	-
33	Handle Screw	173-01	173-01	-	-	-	-	-	-	-	-
34	Handle	-	-	25656-02	25656-02	25656-02	25656-02	-	-	25659-02	25659-02
35	Handle Screw	-	-	264-17	264-17	264-17	264-17	-	-	264-17	264-17
36	Button - Specify Index	-	-	55906-02	55906-02	55906-02	55906-02	-	-	55906-02	55906-02
37	Riser Pipe	-	-	-	-	25636-02	25636-02	-	-	25636-02	25636-02

Note - If 1/4" S.P.S. Swivel Tailpieces are required for any of the above fittings - Specify part no. HB 15600
For Slip Joint (S.J.) connections omit item 19 and add Part Nos. 1010-17 S.J. Washer, 21391-08 Friction Ring,
21545-08 Friction Ring and 1231-27 Slip Joint Nut

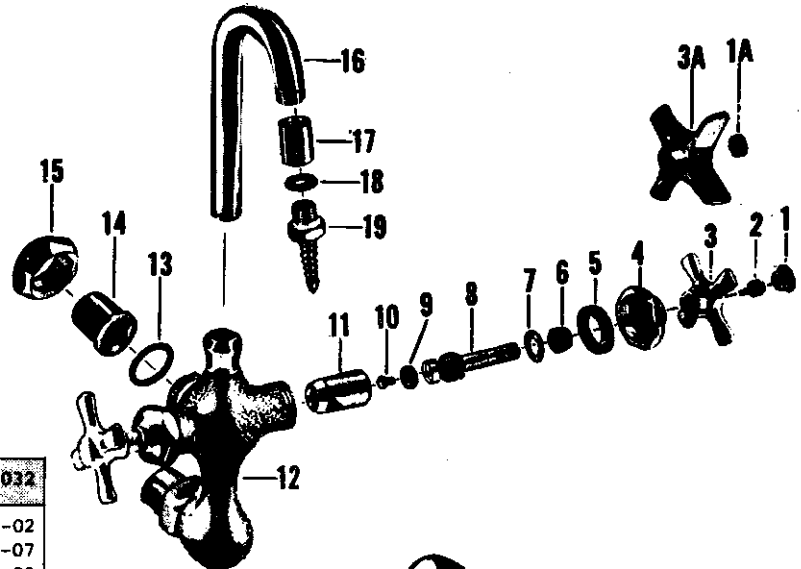
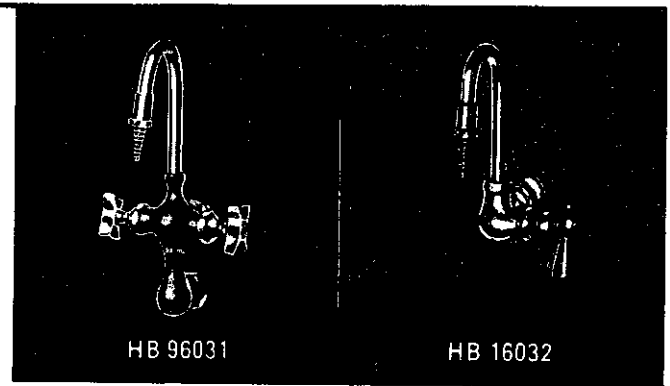


no.	Description	HB 160
1	Hose Connection	20415-02
2	Washer	1324-07
3	Tip	20961-02
4	Gooseneck	20950-02
5	Handle Screw	173-01
6	Handle - Specify Index	1185-12
7	Cap	21437-02
8	Cap Washer	1044-07
9	Packing	1311-07
10	Brass Washer	21625-08
11	Stem w/washer & Screw - Cold	21451-02
11	Stem w/washer & Screw - Hot	20731-02
12	Seat Washer	441-07
13	Seat Washer Screw	159-17
14	Re-Nu Sleeve - Cold	20563-08
14	Re-Nu Sleeve - Hot	20336-08
15	Body - R.H.	37112-02
15	Body - L.H.	37113-02
16	Shank	20462-02
17	Split Ring	21559-08
18	Brass Washer	21824-08
19	Cap Washer	1323-07
20	Cap	19117-02
21	Tee	37891-02

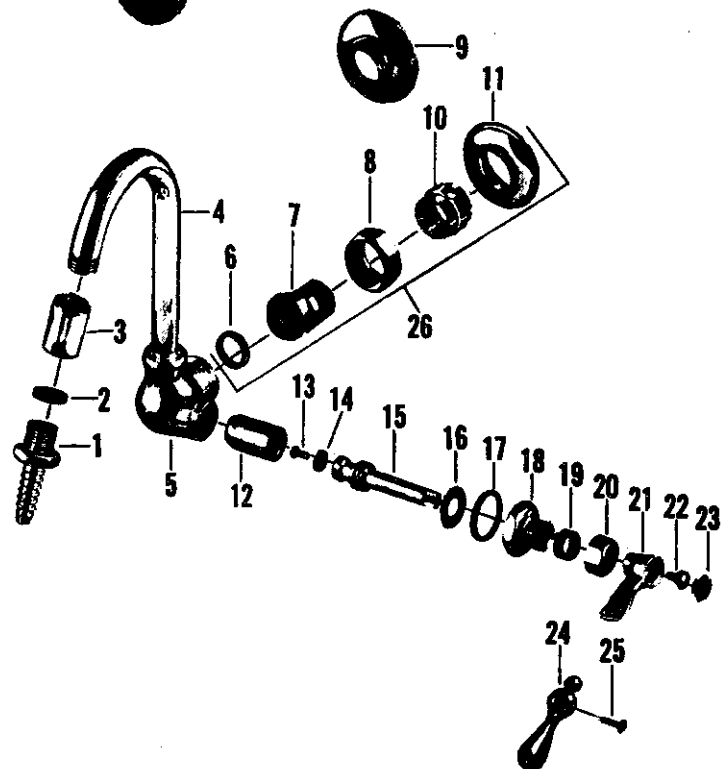


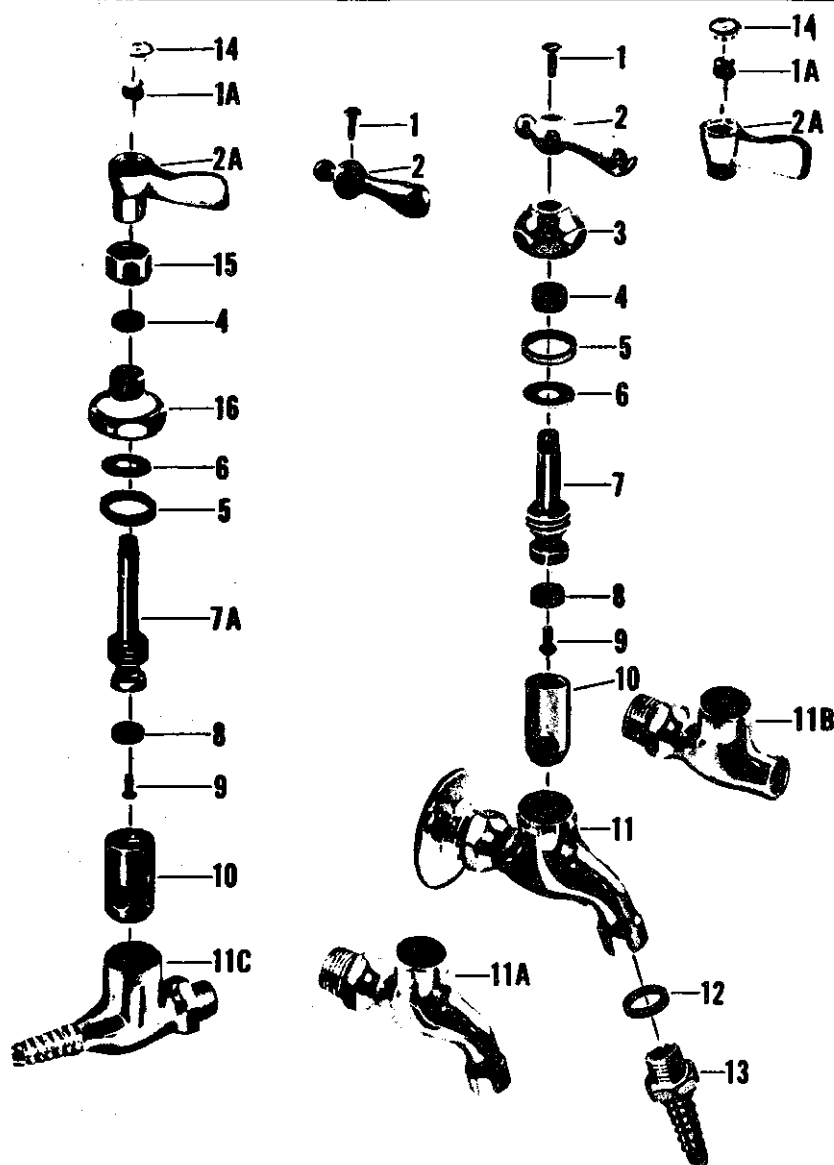
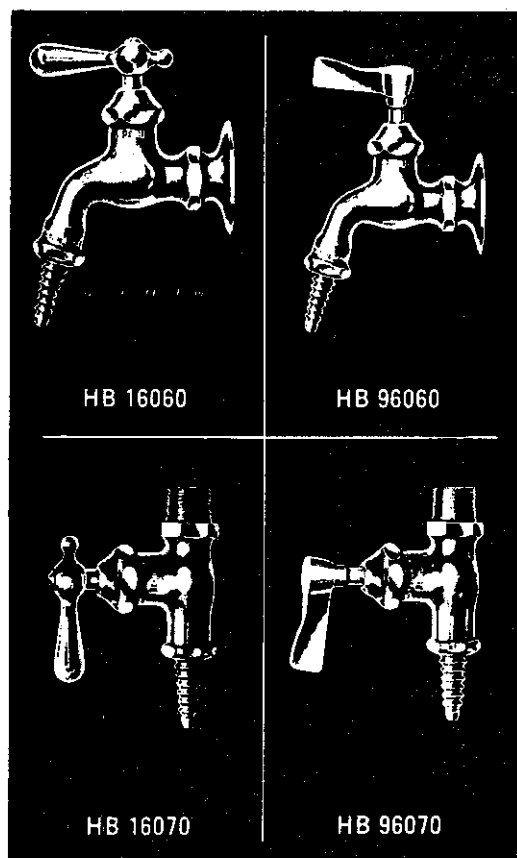
no.	Description	HB 16022
1	Handle Screw	173-01
2	Handle	1094-02
3	Cap	21437-02
4	Cap Washer	1044-07
5	Packing	1311-07
6	Brass Washer	21625-08
7	Stem w/washer & Screw	21451-02
8	Seat Washer	441-07
9	Seat Washer Screw	159-17
10	Re-Nu Sleeve	20563-08
11	Body	37112-02
12	Shank	20462-02
13	Split Ring	21559-08
14	Brass Washer	21824-08
15	Cap Washer	1323-07
16	Cap	19117-02
17	Spout B11	20987-02
18	Gooseneck	20950-02
19	Tip	20961-02
20	Washer	1324-07
21	Hose Connection	20415-02

	description	HB 16031	HB 96031
1	Button - Specify Index	1255-12	-
1A	Button - Specify Index	-	55906-02
2	Handle Screw	264-17	264-17
3	Handle	1186-12	-
3A	Handle	-	25659-02
4	Cap	21437-04	21437-04
5	Cap Washer	1044-07	1044-07
6	Packing	1311-07	1311-07
7	Brass Washer	21625-08	21625-08
8	Stem w/washer & Screw	20731-02	20731-02
9	Seat Washer	441-07	441-07
10	Seat Washer Screw	159-17	159-17
11	Re-Nu Sleeve	20336-08	20336-08
12	Body	19902-04	19902-04
13	Coupling Washer	487-07	487-07
14	Swivel	24056-04	24056-04
15	Coupling Nut	1233-24	1233-24
16	Gooseneck	20963-02	20963-02
17	Tip	20962-02	20962-02
18	Washer	1324-07	1324-07
19	Serrated Nozzle	20415-02	20415-02
Sub-assemblies			
Handle S/A Specify Index -			
(Parts 1-2-3) - #9171-02			
Handle S/A Specify Index -			
(Parts 1A-2-3A) - #7859-02			


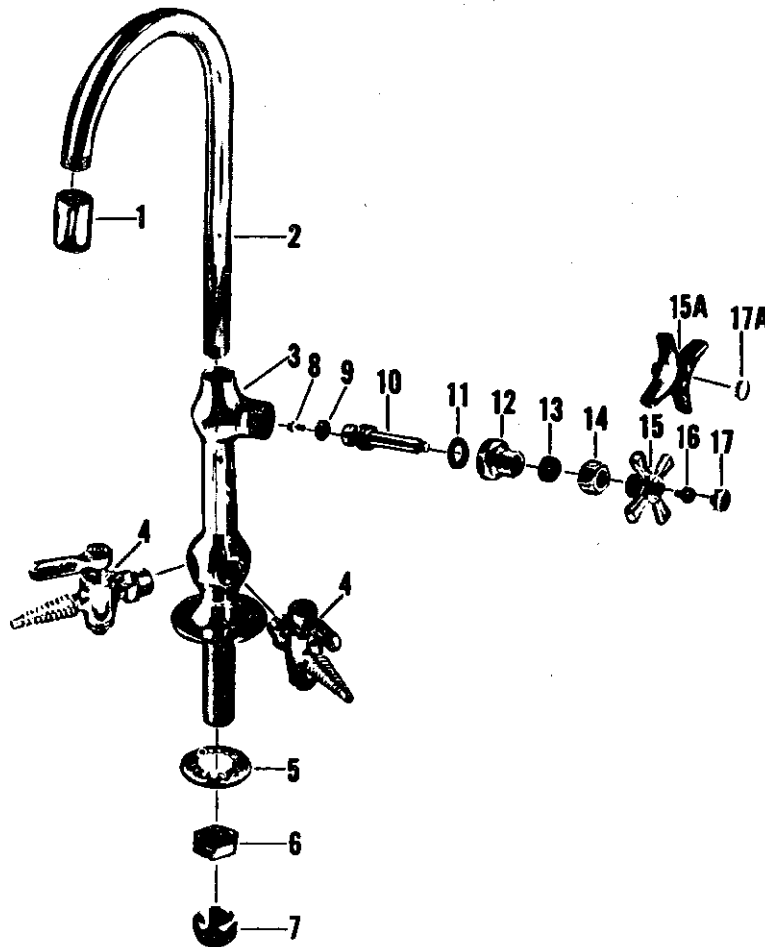


no.	description	HB 16032	HB 96032
1	Hose Connection	20415-02	20415-02
2	Washer	1324-07	1324-07
3	Tip	20962-02	20962-02
4	Gooseneck	20963-02	20963-02
5	Body - R.H.	65257-02	65257-02
	Body - L.H.	65266-02	65266-02
6	Coupling Washer	456-07	456-07
7	Shank	20427-02	20427-02
8	Coupling Nut	24186-02	24186-02
9	Adjustable Flange	609-22	-
10	Retaining Nut	-	25645-02
11	Escutcheon	-	25644-02
12	Re-Nu Sleeve -		
	For Handle on Left	20336-08	20336-08
	Re-Nu Sleeve -		
	For Handle on Right	20563-08	20563-08
13	Seat Washer Screw	159-17	159-17
14	Seat Washer	441-07	441-07
15	Stem w/washer & Screw -		
	For Handle on L.H. Side	20735-02	20735-02
	Stem w/washer & Screw -		
	For Handle on R.H. Side	21452-02	21452-02
16	Brass Washer	21625-08	21625-08
17	Cap Washer	1044-07	1044-07
18	Stuffing Box Cap	19017-02	19017-02
19	Packing	1311-07	1311-07
20	Stuffing Nut	25015-02	25015-02
21	Handle	-	25656-02
22	Handle Screw	-	264-17
23	Button - Specify Plain	-	55906-02
24	Handle	1094-02	-
25	Handle Screw	173-01	-
26	Shank S/A	-	13258-02
	Shank S/A - (Parts 6-7-8-9)	13758-02	-





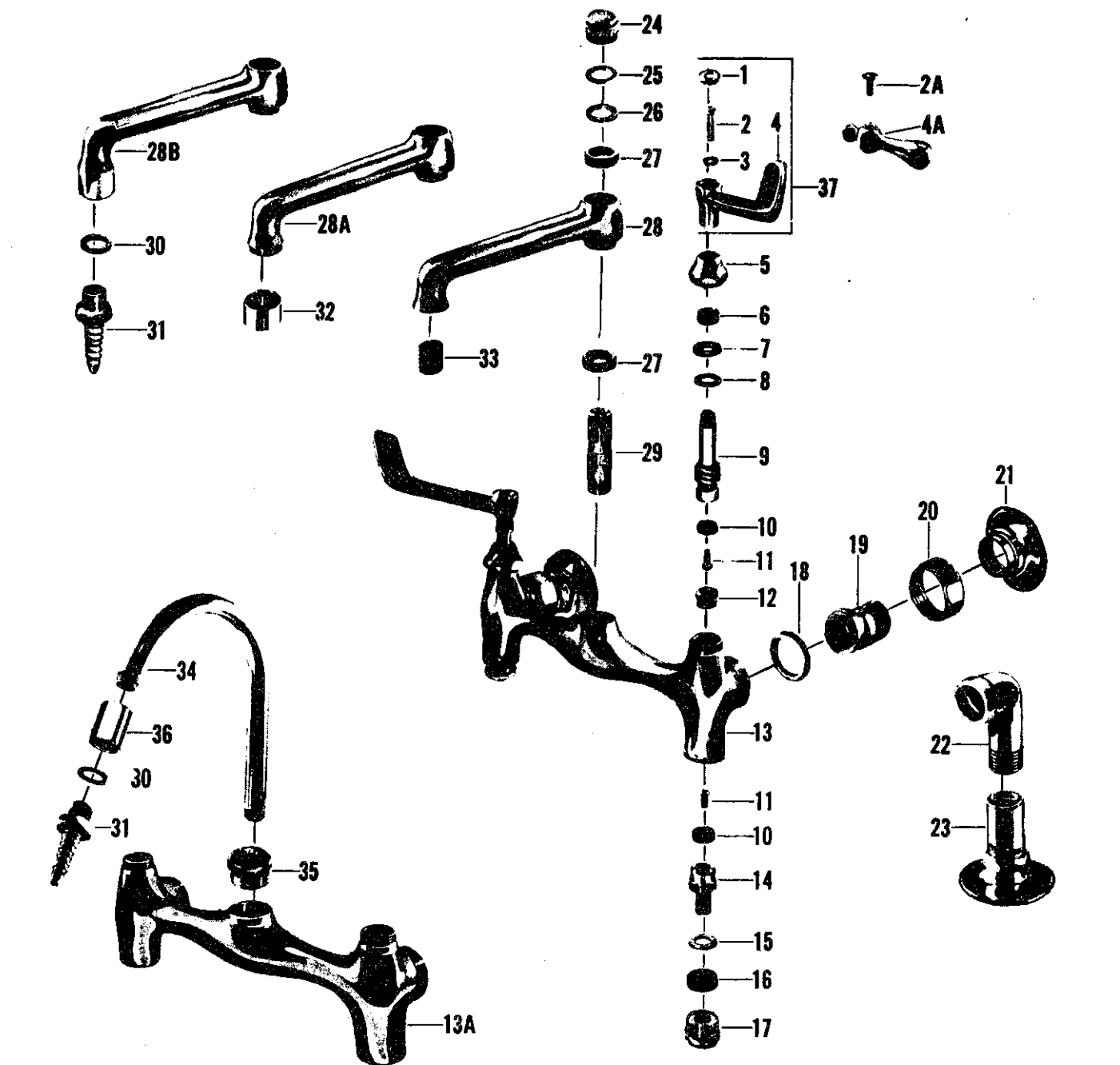
no.	description	HB 16060	HB 96060	HB 16062	HB 96062	HB 16070	HB 96070	HB 16072	HB 96072
1	Handle Screw	173-01	-	173-01	-	173-01	-	173-01	-
1A	Handle Screw	-	264-17	-	264-17	-	264-17	-	264-17
2	Handle	1094-02	-	1094-02	-	1094-02	-	1094-02	-
2A	Handle	-	25656-02	-	25656-02	-	25656-02	-	25656-02
3	Cap	21437-02	21437-02	21437-02	21437-02	21437-02	21437-02	-	-
4	Packing	1311-07	1311-07	1311-07	1311-07	1311-07	1311-07	1311-07	1311-07
5	Cap Washer	1044-07	1044-07	1044-07	1044-07	1044-07	1044-07	1044-07	1044-07
6	Brass Washer	21625-08	21625-08	21625-08	21625-08	21625-08	21625-08	21625-08	21625-08
7	Stem w/washer & Screw	20731-02	20731-02	20731-02	20731-02	20731-02	20731-02	-	-
7A	Stem w/washer & Screw	-	-	-	-	-	-	20735-02	20735-02
8	Seat Washer	441-07	441-07	441-07	441-07	441-07	441-07	441-07	441-07
9	Seat Washer Screw	159-17	159-17	159-17	159-17	159-17	159-17	159-17	159-17
10	Re-Nu Sleeve	20336-08	20336-08	20336-08	20336-08	20336-08	20336-08	20336-08	20336-08
11	Body	37110-02	37110-02	-	-	-	-	-	-
11A	Body	-	-	37103-02	37103-02	-	-	-	-
11B	Body	-	-	-	-	37036-02	37036-02	-	-
11C	Body	-	-	-	-	-	-	37111-02	37111-02
12	Washer	1324-07	1324-07	1324-07	1324-07	1324-07	1324-07	-	-
13	Serrated Nozzle	20415-02	20415-02	20415-02	20415-02	20415-02	20415-02	-	-
14	Button - Specify Plain	-	55906-02	-	55906-02	-	55906-02	-	55906-02
15	Stuffing Nut	-	-	-	-	-	-	25015-02	25015-02
16	Stuffing Box Cap	-	-	-	-	-	-	19017-02	19017-02



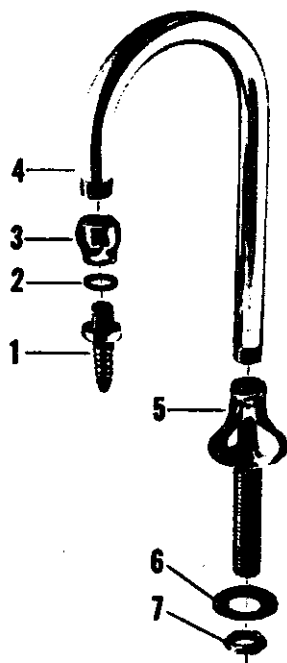
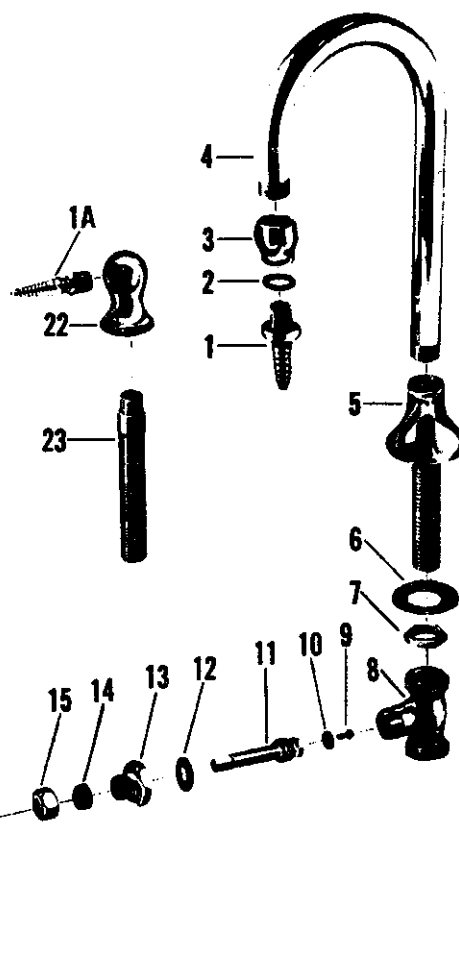

no.	description	HB 16161	HB 96161	HB 16162	HB 96162	HB 16163	HB 96163	HB 16164	HB 96164
1	Tip	20962-02	20962-02	20962-02	20962-02	20962-02	20962-02	20962-02	20962-02
2	Gooseneck	42107-02	42107-02	42107-02	42107-02	42107-02	42107-02	42107-02	42107-02
3	Pedestal Body	22437-02	22437-02	-	-	-	-	-	-
	Pedestal Body	-	-	22438-02	22438-02	-	-	-	-
	Pedestal Body	-	-	-	-	22436-02	22436-02	22436-02	22436-02
4	*Stop Assembly - Specify Water	415-22	415-22	415-22	415-22	415-22	415-22	415-22	415-22
5	Friction Washer	1374-19	1374-19	1374-19	1374-19	1374-19	1374-19	1374-19	1374-19
6	Lock Nut	300-27	300-27	300-27	300-27	300-27	300-27	300-27	300-27
7	Coupling Nut	24220-08	24220-08	24220-08	24220-08	24220-08	24220-08	24220-08	24220-08
8	Seat Washer Screw	159-17	159-17	159-17	159-17	159-17	159-17	159-17	159-17
9	Seat Washer	441-07	441-07	441-07	441-07	441-07	441-07	441-07	441-07
10	Stem w/washer & Screw	20735-02	20735-02	20735-02	20735-02	20735-02	20735-02	20735-02	20735-02
11	Cap Washer	125-07	125-07	125-07	125-07	125-07	125-07	125-07	125-07
12	Stuffing Box Cap	21423-04	21423-04	21423-04	21423-04	21423-04	21423-04	21423-04	21423-04
13	Packing	1311-07	1311-07	1311-07	1311-07	1311-07	1311-07	1311-07	1311-07
14	Stuffing Nut	25015-02	25015-02	25015-02	25015-02	25015-02	25015-02	25015-02	25015-02
15	Handle	1186-12	-	1186-12	-	1186-12	-	1186-12	-
15A	Handle	-	25659-02	-	25659-02	-	25659-02	-	25659-02
16	Handle Screw	264-17	264-17	264-17	264-17	264-17	264-17	264-17	264-17
17	Button - Specify Plain	1255-12	-	1255-12	-	1255-12	-	1255-12	-
17A	Button - Specify Plain	-	55906-02	-	55906-02	-	55906-02	-	55906-02

* Individual parts other than index button are not available for stops.
For index button - Specify part no. 407-37 indexed "Water".


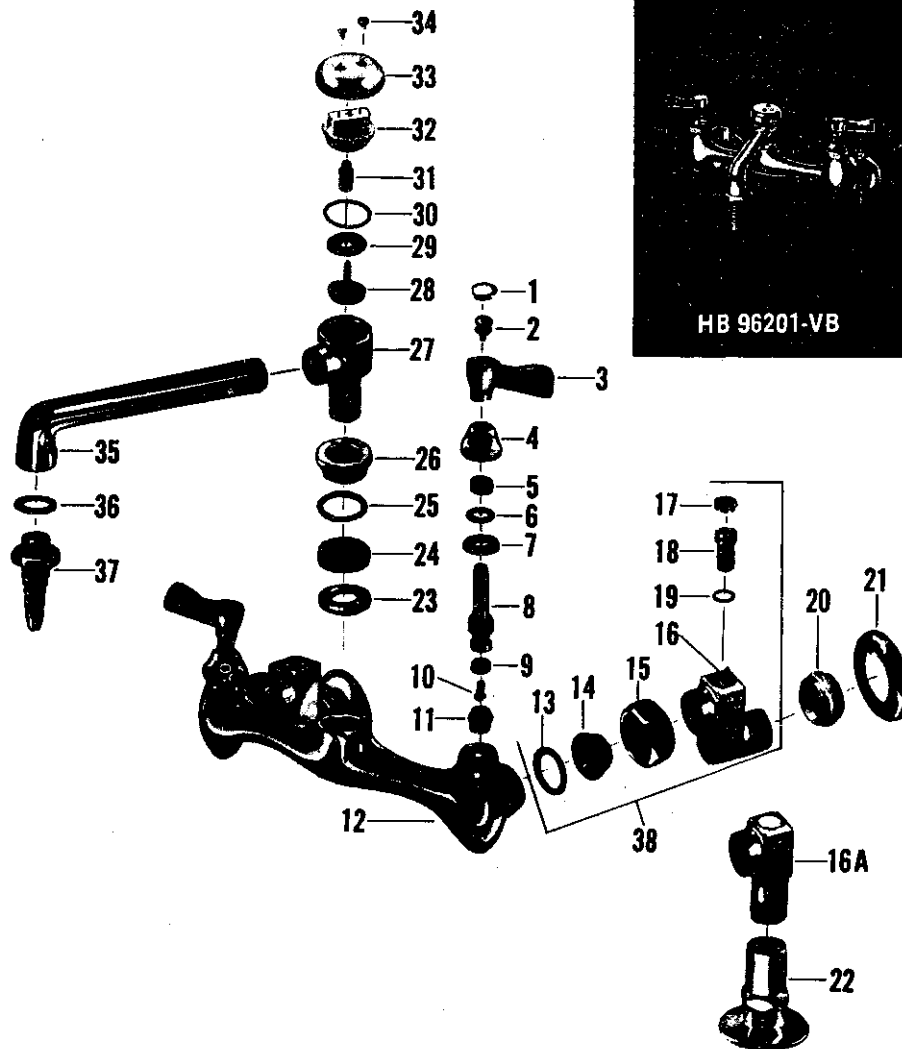
Note - If 1/4" S.P.S. Swivel Tailpieces are required for any of the above fittings - Specify No. HB 15600



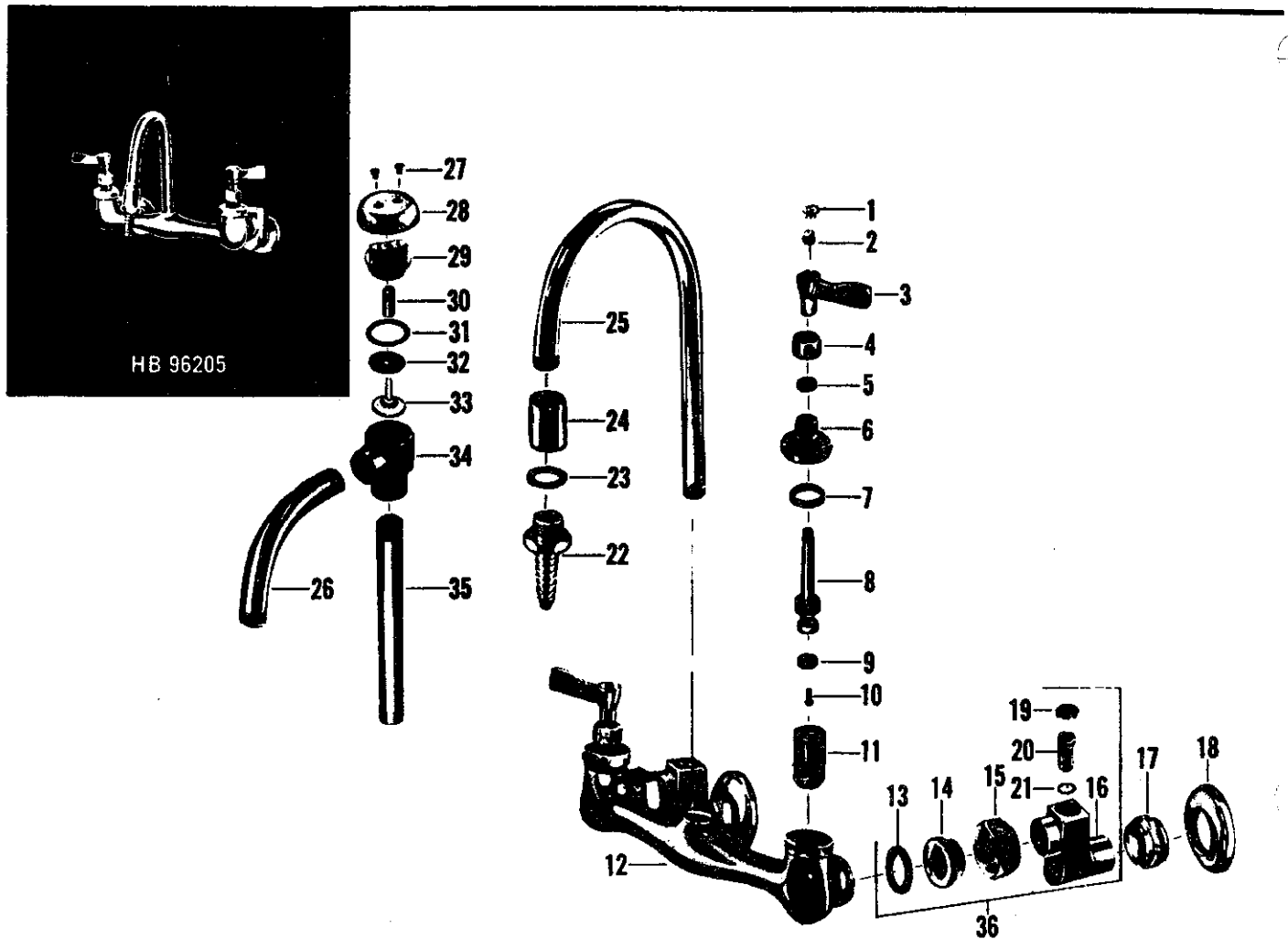
no.	description	HD 15289	HD 15289-A	HD 16201	HD 16203	HD 16205
1	Button - Specify Index	55906-02	55906-02	-	-	-
2	Handle Screw	297-37	297-37	-	-	-
2A	Handle Screw	-	-	173-01	173-01	173-01
3	Lock Washer	269-09	269-09	-	-	-
4	Handle	429-12	429-12	-	-	-
4A	Handle - Specify Index	-	-	1185-12	1185-12	1185-12
5	Cap	21436-02	21436-02	21436-02	21436-02	21436-02
6	Packing	1311-07	1311-07	1311-07	1311-07	1311-07
7	Brass Washer	21625-08	21625-08	21625-08	21625-08	21625-08
8	Cap Washer	125-07	125-07	125-07	125-07	125-07
9	Stem w/washer & Screw - Cold - L.H. Thd.	21658-02	21658-02	21658-02	21658-02	21658-02
	Stem w/washer & Screw - Hot - R.H. Thd.	21659-02	21659-02	21659-02	21659-02	21659-02
10	Seat Washer	441-07	441-07	441-07	441-07	441-07
11	Seat Washer Screw	159-17	159-17	159-17	159-17	159-17
12	Seat	174-14	174-14	174-14	174-14	174-14
13	Body w/seats	8089-02	8089-02	8089-02	8089-02	-
13A	Body w/seats	-	-	-	-	8087-02
14	Regulating Stem w/washer & Screw	65534-04	65534-04	65534-04	65534-04	65534-04
15	Brass Washer	21650-08	21650-08	21650-08	21650-08	21650-08
16	Packing	1349-37	1349-37	1349-37	1349-37	1349-37
17	Packing Nut	65535-02	65535-02	65535-02	65535-02	65535-02
18	Coupling Washer	456-07	456-07	456-07	-	456-07
	Coupling Washer	-	-	-	487-07	-
19	Female Shank	20427-02	20427-02	20427-02	-	20427-02
20	Coupling Nut	1233-22	1233-22	1233-22	1233-22	1233-22
21	Flange	609-22	609-22	609-22	-	609-22
22	Ell	-	-	-	23972-02	-
23	Shank	-	-	-	20553-02	-
24	Spout Nut	25013-02	25013-02	25013-02	25013-02	-
25	Lock Washer	21365-05	21365-03	21365-05	21365-05	-
26	Spacer Washer	305-17	305-17	305-17	305-17	-
27	Packing	473-07	473-07	473-07	473-07	-
28	Spout w/regulator & Packings	8193-02	-	-	-	-
28A	Spout w/aerator & Packings	-	8155-02	-	-	-
28B	Spout	-	-	66056-02	66056-02	-
29	Post	1162-17	1162-17	1162-17	1162-17	-
30	Washer	-	-	1324-07	1324-07	1324-07
31	Serrated Nozzle	-	-	20415-02	20415-02	20415-02
32	Aerator	-	56117-02	-	-	-
33	Stream Regulator	33952-08	-	-	-	-
34	Gooseneck	-	-	-	-	20963-02
35	Nut	-	-	-	-	65725-02
36	Gooseneck Tip	-	-	-	-	20962-02
37	Handle S/A - Specify Index	9866-02	9866-02	-	-	-
Sub-assemblies -						
	Shank S/A - (Parts 18-19-20-21)	14319-02	14319-02	14319-02	-	14319-02
	Shank S/A - (Parts 18-20-22-23)	-	-	-	14122-02	-



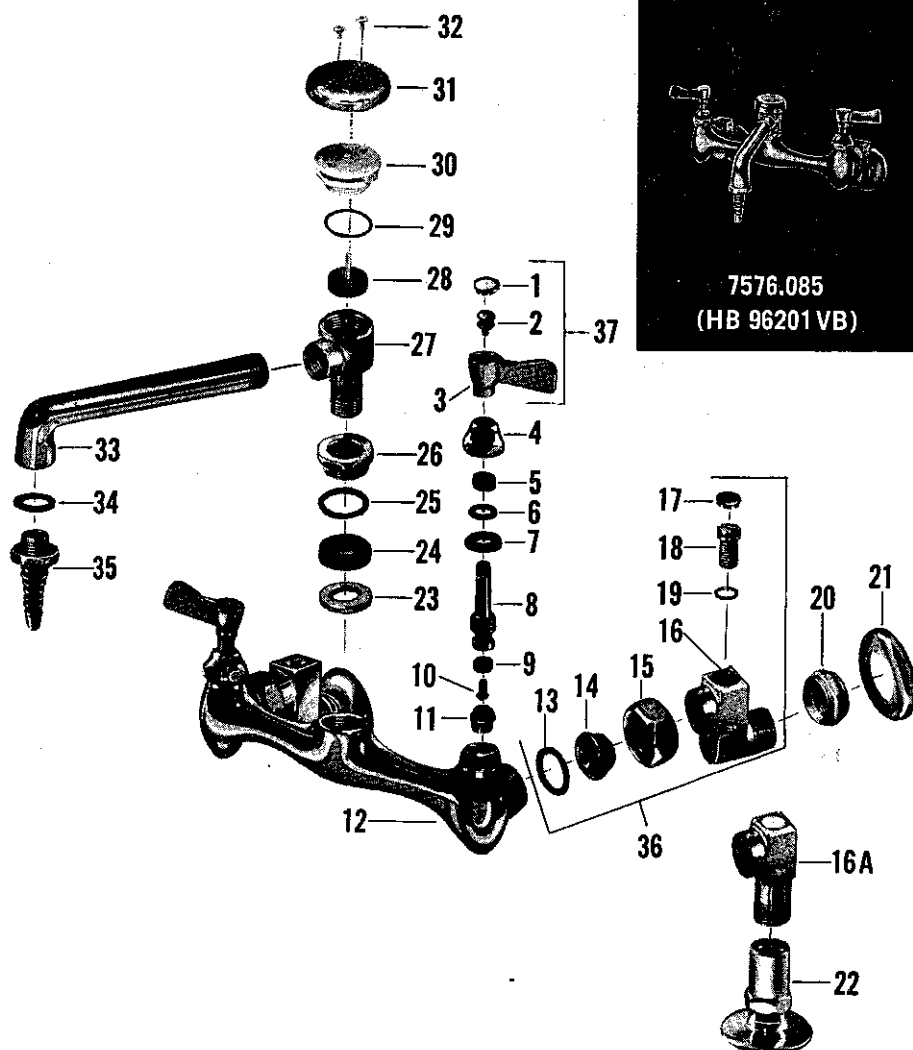
no.	description	HB 16170	HB 16175	HB 16180
1	Hose Connection	20415-02	20415-02	-
1A	Hose Connection	-	-	347-22
2	Washer	1324-07	1324-07	-
3	Spout Tip	36541-02	36541-02	-
4	Gooseneck	97000-02	97000-02	-
5	Shank	36403-02	36403-02	-
6	Friction Washer	1374-19	1374-19	1374-19
7	Lock Nut	300-27	300-27	300-27
8	Stop Body	-	19723-08	19723-08
9	Seat Washer Screw	-	159-17	159-17
10	Seat Washer	-	442-07	442-07
11	Stem w/washer & Screw	-	21178-08	21178-08
12	Cap Washer	-	126-07	126-07
13	Cap	-	19017-08	19017-08
14	Stem Packing	-	1311-07	1311-07
15	Packing Nut	-	25015-07	25015-07
16	Stem Connection	-	21179-08	21179-08
17	Set Screw	-	424-09	424-09
18	Outer Stem	-	21180-02	21180-02
19	Flange	-	31875-02	31875-02
20	Wheel Handle	-	608-22	608-22
21	Handle Screw	-	173-01	173-01
22	Turret	-	-	22445-02
23	Shank	-	-	90585-08



no.	description	HB 96201-VB	HB 96203-VB	no.	description	HB 96201-VB	HB 96203-VB
1	Button - Specify Index	55906-02	55906-02	21	Escutcheon	25644-02	-
2	Handle Screw	264-17	264-17	22	Deck Shank	-	20553-02
3	Handle	25656-02	25656-02	23	Retaining Ring	25660-08	25660-08
4	Cap	21436-02	21436-02	24	Packing	416-07	416-07
5	Packing	1311-07	1311-07	25	Friction Ring	21316-08	21316-08
6	Brass Washer	21625-08	21625-08	26	Packing Nut	350-12	350-12
7	Cap Washer	125-07	125-07	27	Vacuum Breaker Body	25668-02	25668-02
8	Stem w/washer & Screw - "Hot"	21659-02	21659-02	28	Seat Washer Holder	25666-07	25666-07
9	Stem w/washer & Screw - "Cold"	21658-02	21658-02	29	Seat Washer	25663-07	25663-07
10	Seat Washer	441-07	441-07	30	Cap Washer	25667-07	25667-07
11	Seat Washer Screw	159-17	159-17	31	Guide	25664-08	25664-08
12	Seat	174-14	174-14	32	Cap	25662-04	25662-04
13	Body w/seats	8075-02	8075-02	33	Cover	25661-02	25661-02
14	Coupling Washer	487-07	487-07	34	Screw	25665-02	25665-02
15	Collar	39637-08	39637-08	35	Spout	25635-02	25635-02
16	Coupling Nut	1233-22	1233-22	36	Washer	1324-07	1324-07
16A	Shank Body	25641-02	-	37	Hose Connection	20415-02	20415-02
17	Button - Specify Plain	55906-02	55906-02	38	Shank S/A	7860-02	-
18	Regulating Stem	25642-08	25642-08	Sub-assembly - Shank S/A - (Parts 13-14-15-16A-17-18-19 and 22) - #7855-02			
19	"O" Ring	1799-07	1799-07				
20	Retaining Nut	25645-02	-				



no.	description	HB 96205	HB 96205-VB	no.	description	HB 96205	HB 96205-VB
1	Button - Specify Index	55906-02	55906-02	18	Escutcheon	25644-02	25644-02
2	Handle Screw	264-17	264-17	19	Button - Specify Plain	55906-02	55906-02
3	Handle	25636-02	25656-02	20	Regulating Stem	25642-08	25642-08
4	Stuffing Nut	25015-02	25015-02	21	"O" Ring	1799-07	1799-07
5	Packing	1311-07	1311-07	22	Hose Connection	20415-02	20415-02
6	Stuffing Box Cap	19014-02	19014-02	23	Washer	1324-07	1324-07
7	Cap Washer	52-07	52-07	24	Gooseneck Tip	20962-02	20962-02
8	Stem w/washer & Screw - "Hot"	21289-02	21289-02	25	Gooseneck	20963-02	-
9	Stem w/washer & Screw - "Cold"	21290-02	21290-02	26	Spout	-	25651-02
10	Seat Washer	442-07	442-07	27	Screw	-	25665-02
11	Seat Washer Screw	159-17	159-17	28	Cover	-	25661-02
12	Re-Nu Sleeve - "Hot"	20691-08	20691-08	29	Cap	-	25662-04
13	Re-Nu Sleeve - "Cold"	20619-08	20619-08	30	Guide	-	25664-08
14	Body	25647-02	25647-02	31	Cap Washer	-	25667-07
15	Coupling Washer	487-07	487-07	32	Seat Washer	-	25663-07
16	Collar	39637-08	39637-08	33	Seat Washer Holder	-	25666-07
17	Coupling Nut	1233-22	1233-22	34	Vacuum Breaker Body	-	25638-02
18	Shank Body	25641-02	25641-02	35	Riser Pipe	-	25636-02
19	Retaining Nut	25645-02	25645-02	36	Shank S/A	7860-02	7860-02



no.	description	HB 96201-VB	HB 96203-VB	no.	description	HB 96201-VB	HB 96203-VB
1	Button - Index	1837-023("H"),	1838-021("C")	18	Regulating Stem	25642-07	25642-07
2	Handle Screw	264-17	264-17	19	"O" Ring	1799-07	1799-07
3	Handle	25656-02*	25656-02*	20	Retaining Nut	25645-04	-
4	Cap	21436-02	21436-02	21	Escutcheon	25644-02	-
5	Packing	1311-07	1311-07	22	Deck Shank	-	20553-02
6	Washer	21625-07	21625-07	23	Retaining Ring	25660-07	25660-07
7	Cap Washer	1863-07	1863-07	24	Packing	1616-07	1616-07
8	Stem w/Washer & Screw - "Hot"	63381-04	63381-04	25	Friction Ring	21316-07	21316-07
	Stem w/Washer & Screw - "Cold"	63375-04	63375-04	26	Packing Nut	350-12	350-12
9	Seat Washer	441-07	441-07	27	Vacuum Breaker Body	25668-02	25668-02
10	Seat Washer Screw	169-07	169-07	28	Float	25670-07	25670-07
11	Seat - Brass	174-14	174-14	29	"O" Ring	1888-07	1888-07
	Seat - Monel	175-37	175-37	30	Cap	25672-07	25672-07
12	Body w/Seats	8075-02*	8075-02*	31	Cover	25674-02	25674-02
13	Coupling Washer	456-07	456-07	32	Screw	25673-02	25673-02
14	Collar	39637-07	39637-07	33	Spout	25635-02	25635-02
15	Coupling Nut	1233-22	1233-22	34	Washer	1324-07	1324-07
16	Shank Body	25641-02	-	35	Hose Connection	20415-02*	20415-02*
16A	Shank Body	-	25648-02	36	Shank S/A	7860-02	-
17	Button - Plain	55906-024	55906-024	37	Handle S/A - Specify Index	7886-02	7886-02

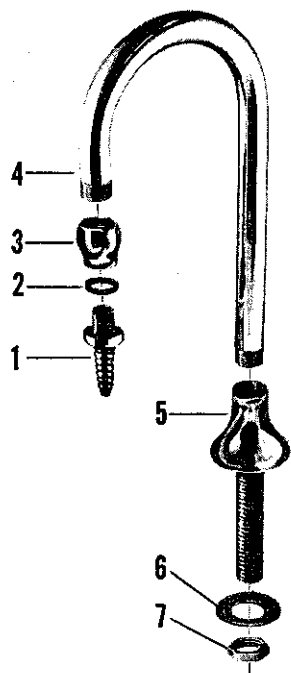
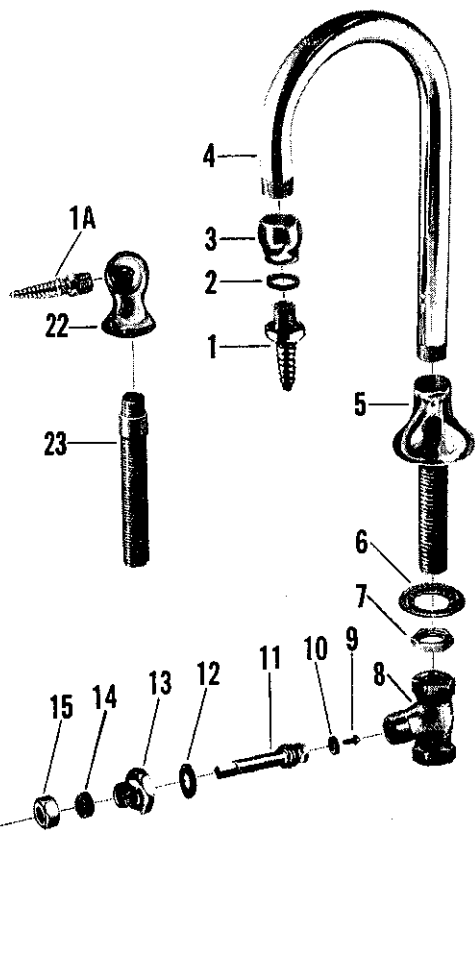
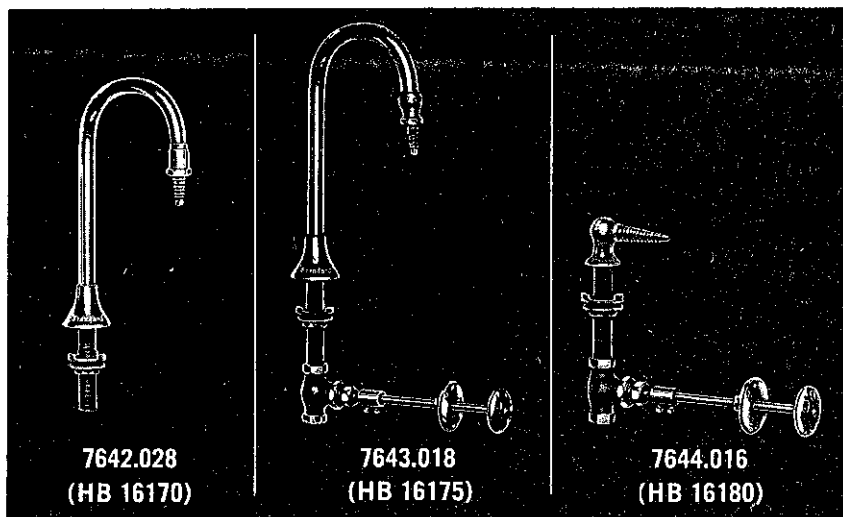
Repair Kits Consisting of

Parts 5 thru 11 for Hot and Cold Sides - #3468-09

Parts 5 thru 11 for Hot Side Only - #12969-09

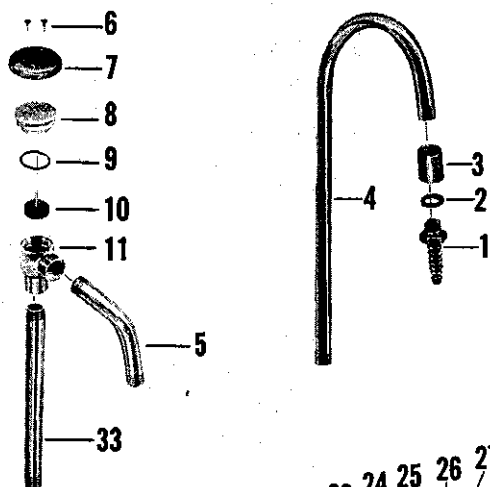
Parts 5 thru 11 for Cold Side Only - #12970-09

● NOT AVAILABLE

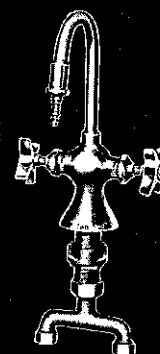


no.	description	HB 16170	HB 16175	HB 16180
1	Hose Connection	20415-02•	20415-02•	-
1A	Hose Connection	-	-	347-22•
2	Washer	1324-07	1324-07	-
3	Spout Tip	36541-02	36541-02	-
4	Gooseneck	97000-02•	97000-02•	-
5	Shank	36403-02	36403-02	-
6	Friction Washer	54538-09	54538-09	54538-09
7	Lock Nut	300-27	300-27	300-27
8	Stop Body	-	19723-07•	19723-07•
9	Seat Washer Screw	-	169-07	169-07
10	Seat Washer	-	442-07	442-07
11	Stem w/washer & Screw	-	31298-07	31298-07
12	Cap Washer	-	126-07	126-07
13	Cap	-	19017-02	19017-02
14	Stem Packing	-	1311-07	1311-07
15	Packing Nut	-	25015-02	25015-02
16	Stem Connection	-	21179-07	21179-07
17	Set Screw	-	424-09	424-09
18	Outer Stem	-	21180-02	21180-02
19	Flange	-	31875-02	31875-02
20	Wheel Handle	-	608-22	608-22
21	Handle Screw	-	173-01	173-01
22	Turret	-	-	22445-02•
23	Shank	-	-	90585-07

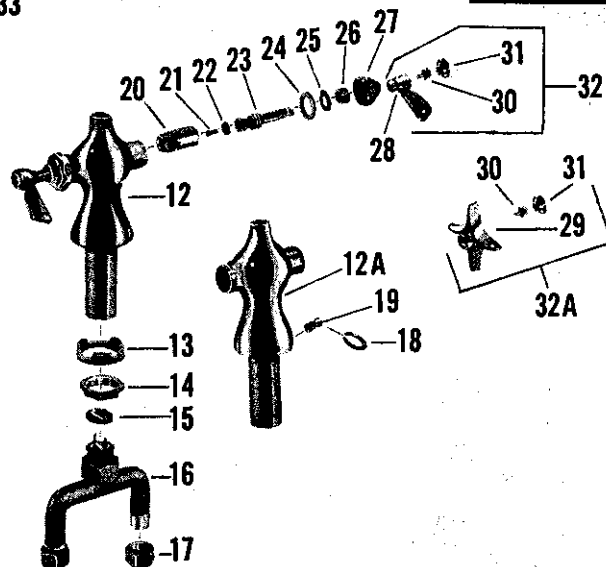
• NOT AVAILABLE



7622.061 (HB 96010)



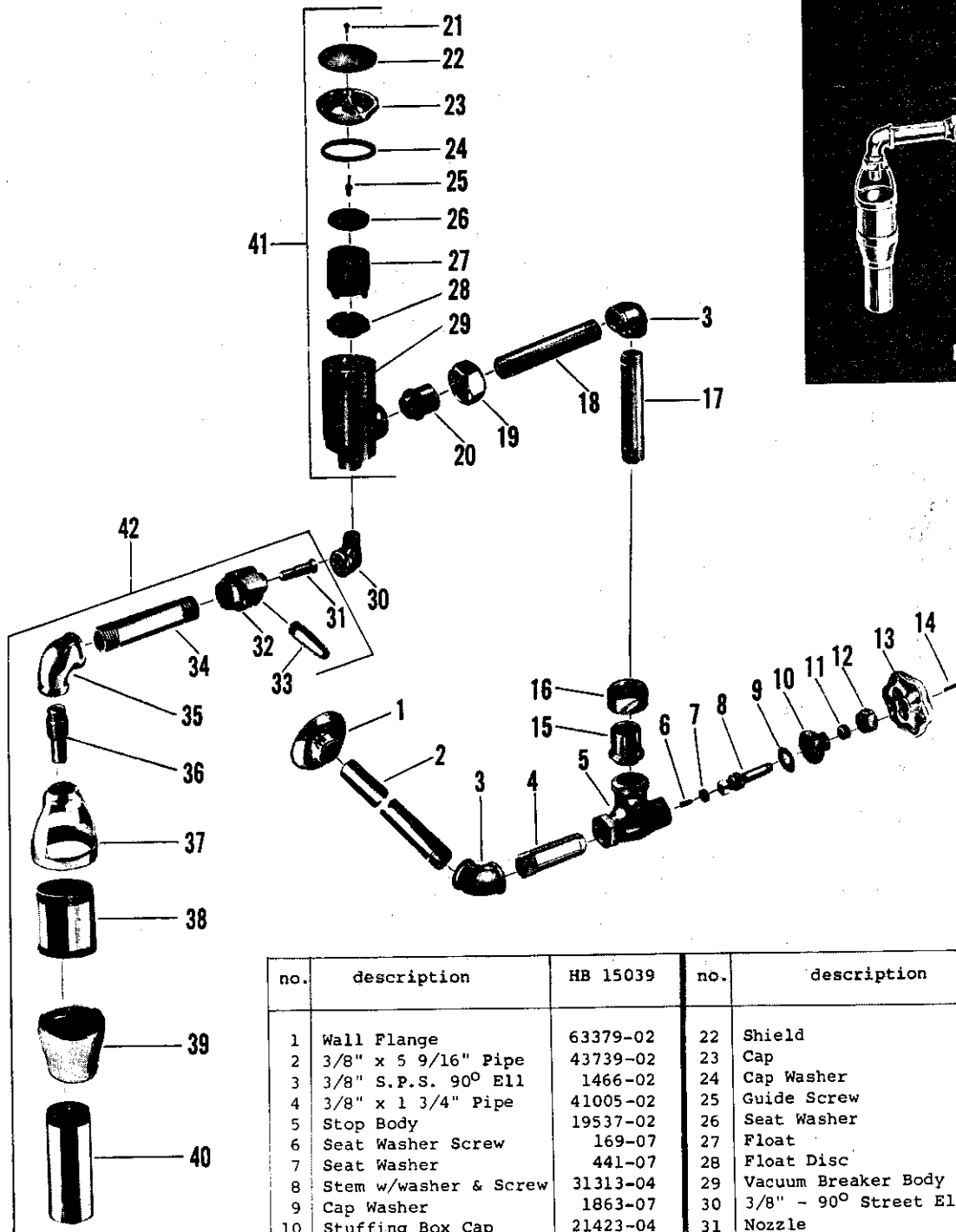
7622.079 (HB 96011)



No.	Description	HB 96010	HB 96010-CS	HB 96010-VB	HB 96010-CS-VB	HB 96011	HB 96011-CS	HB 96011-VB	HB 96011-CS-VB
1	Hose Connection	20415-02*	20415-02*	20415-02*	20415-02*	20415-02*	20415-02*	20415-02*	20415-02*
2	Washer	1324-07	1324-07	1324-07	1324-07	1324-07	1324-07	1324-07	1324-07
3	Tip	20962-02	20962-02	20962-02	20962-02	20962-02	20962-02	20962-02	20962-02
4	Gooseneck	20963-02	20963-02	-	-	20963-02	20963-02	-	-
5	Spout	-	-	25651-02	25651-02	-	-	25651-02	25651-02
6	Screws	-	-	25673-07	25673-07	-	-	25673-07	25673-07
7	Cover	-	-	25674-02	25674-02	-	-	25674-02	25674-02
8	Cap	-	-	25672-07	25672-07	-	-	25672-07	25672-07
9	"O" Ring	-	-	1888-07	1888-07	-	-	1888-07	1888-07
10	Float	-	-	25670-07	25670-07	-	-	25670-07	25670-07
11	Backflow Preventer Body	-	-	25638-02	25638-02	-	-	25638-02	25638-02
12	Body	37626-02*	-	37626-02*	-	37626-02*	-	37626-02*	-
12A	Body	-	37500-02*	-	37500-02*	-	37500-02*	-	37500-02*
13	Iron Washer	366-39	366-39	366-39	366-39	366-39	366-39	366-39	366-39
14	Lock Nut	24446-07	24446-07	24446-07	24446-07	24446-07	24446-07	24446-07	24446-07
15	Coupling Washer	112-07	112-07	112-07	112-07	112-07	112-07	112-07	112-07
16	Twin Connection S/A	5074-07	5074-07	5074-07	5074-07	5074-07	5074-07	5074-07	5074-07
17	Coupling Nut	24220-07	24220-07	24220-07	24220-07	24220-07	24220-07	24220-07	24220-07
18	Ring	-	21800-02	-	21800-02	-	21800-02	-	21800-02
19	Chainstay Post	-	36023-02*	-	36023-02*	-	36023-02*	-	36023-02*
20	Re-Nu Sleeve - R.H. Thread	20336-07	20336-07	20336-07	20336-07	20336-07	20336-07	20336-07	20336-07
21	Re-Nu Sleeve - L.H. Thread	20563-07	20563-07	20563-07	20563-07	20563-07	20563-07	20563-07	20563-07
22	Seat Washer Screw	169-07	169-07	169-07	169-07	169-07	169-07	169-07	169-07
23	Seat Washer	441-07	441-07	441-07	441-07	441-07	441-07	441-07	441-07
24	Stem w/washer & Screw - R.H. Thread	63381-04	63381-04	63381-04	63381-04	63381-04	63381-04	63381-04	63381-04
25	Stem w/washer & Screw - L.H. Thread	63375-04	63375-04	63375-04	63375-04	63375-04	63375-04	63375-04	63375-04
26	Cap Washer	1044-07	1044-07	1044-07	1044-07	1044-07	1044-07	1044-07	1044-07
27	Washer	21625-07	21625-07	21625-07	21625-07	21625-07	21625-07	21625-07	21625-07
28	Packing	1311-07	1311-07	1311-07	1311-07	1311-07	1311-07	1311-07	1311-07
29	Cap	21437-02	21437-02	21437-02	21437-02	21437-02	21437-02	21437-02	21437-02
30	Handle	25656-02*	25656-02*	25656-02*	25656-02*	-	-	-	-
31	Handle	-	-	-	-	25659-02*	25659-02*	25659-02*	25659-02*
32	Handle Screw	264-17	264-17	264-17	264-17	264-17	264-17	264-17	264-17
32A	Button - Index	7886-02	7886-02	7886-02	7886-02	7889-02	7889-02	7889-02	7889-02
33	Handle S/A - Specify Index	-	-	-	-	-	-	-	-
33A	Handle S/A - Specify Index	-	-	-	-	-	-	-	-
33B	Riser Pipe	-	-	25636-02	25636-02	25636-02	-	25636-02	25636-02


For Slip Joint (S.J.) connections add Part Nos. 1010-17 S.J. Washer, 21391-07 Friction Ring and 21545-07 Friction Ring • NOT AVAILABLE

Repair Kits complete for Hot and Cold Valves: Parts 20 thru 26 for use with Lever Handles - #12947-09
Parts 20 thru 26 for use with 4 arm Handles - #12948-09

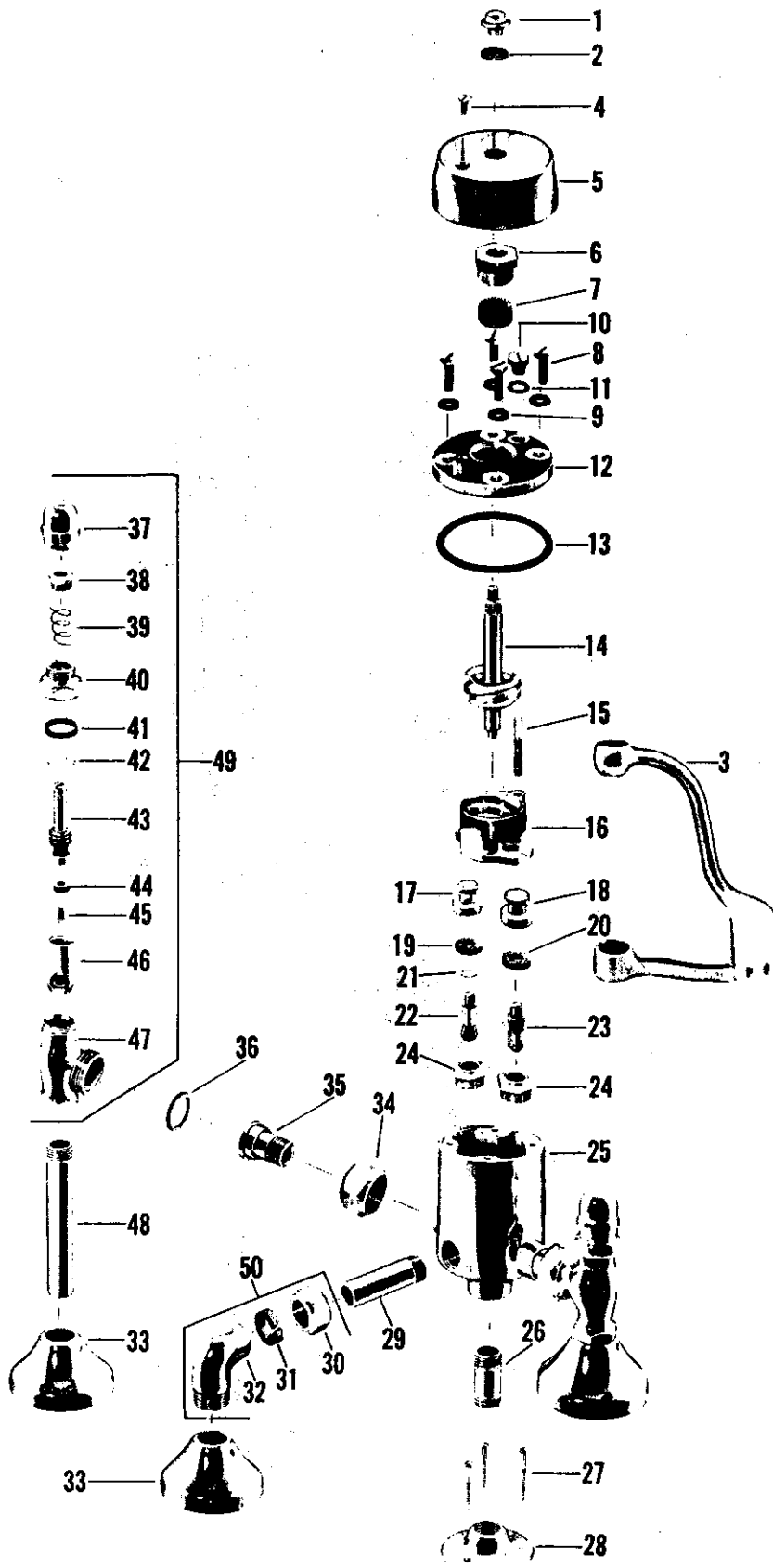


no.	description	HB 15039	no.	description	HB 15039
1	Wall Flange	63379-02	22	Shield	65501-02
2	3/8" x 5 9/16" Pipe	43739-02	23	Cap	66059-02
3	3/8" S.P.S. 90° Ell	1466-02	24	Cap Washer	86-17
4	3/8" x 1 3/4" Pipe	41005-02	25	Guide Screw	403-17
5	Stop Body	19537-02	26	Seat Washer	85-17
6	Seat Washer Screw	169-07	27	Float	368-17
7	Seat Washer	441-07	28	Float Disc	367-17
8	Stem w/washer & Screw	31313-04	29	Vacuum Breaker Body	66042-02
9	Cap Washer	1863-07	30	3/8" - 90° Street Ell	1473-02
10	Stuffing Box Cap	21423-04	31	Nozzle	954-17
11	Packing	1311-07	32	Nozzle Body	314-42
12	Stuffing Nut	25015-02	33	Hose Connection	317-44
13	Handle	608-22	34	Tailpiece	955-12
14	Handle Screw	173-01	35	1/2" x 3/8" - 90° Ell	1490-02
15	Swivel	23984-02	36	Discharge Tube	316-24
16	Swivel Nut	24207-02	37	Air Gap Hanger	65782-02
17	3/8" x 2 15/16" Pipe	43733-02	38	2" x 2 1/16" Tube	41838-02
18	3/8" x 3 1/2" Pipe	41966-02	39	2" x 1 1/2" Tube Reducer	65781-02
19	Swivel Nut	24186-02	40	1 1/2" Tube - 2 3/4" Long	38846-02
20	Swivel	23976-02	41	Vacuum Breaker S/A	11941-02
21	Screw	1786-01	42	Aspirator S/A	11445-02

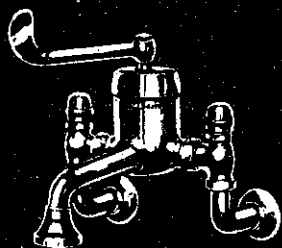
• NOT AVAILABLE



HB 15116

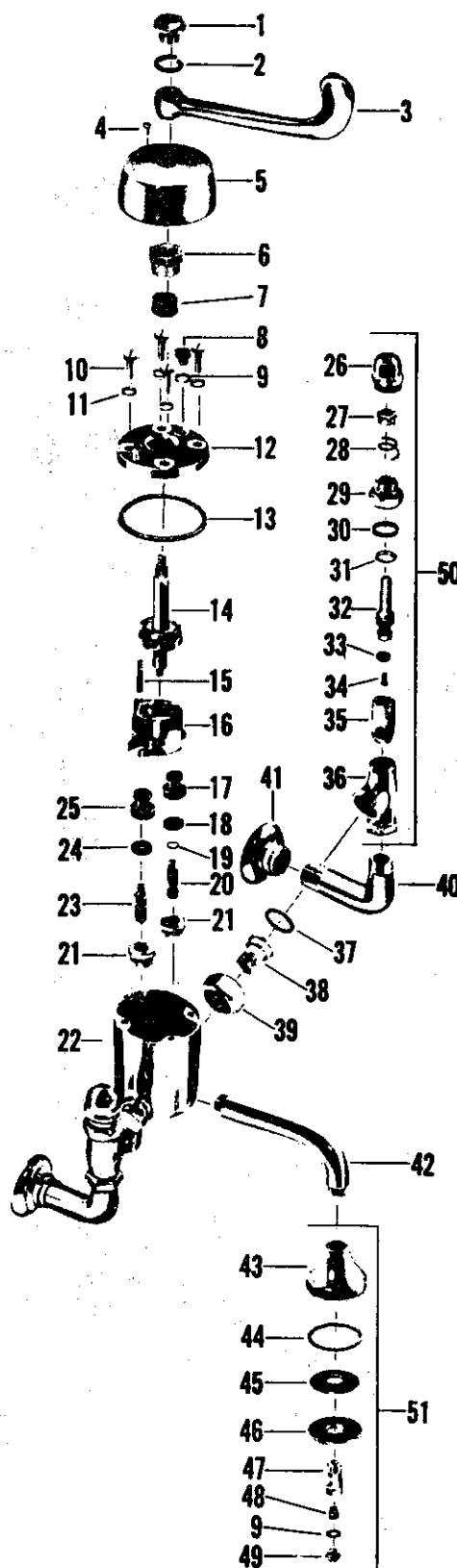


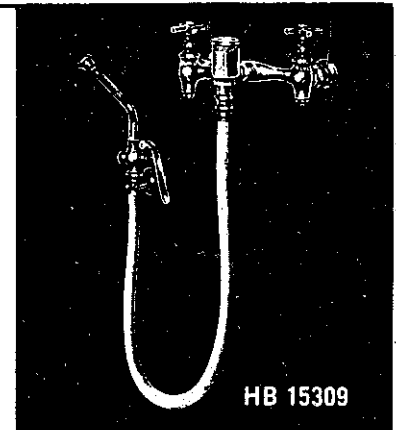
no.	description	no. 15116
1	Lever Nut	24712-02
2	Lock Washer	267-09
3	Lever w/brace & Screws	11942-02
4	Screw	1173-31
5	Dial Plate	925-12
6	Packing Nut	24656-08
7	Packing	391-07
8	Cap Screw	153-07
9	Washer	1326-07
10	Screw Cap	21121-08
11	Washer	1325-07
12	Cap	27291-08
13	Cap Washer	998-07
14	Stem	65741-02
15	Regulating Screw	65743-08
16	Yoke	65660-08
17	Seat Washer Holder - Cold	65662-08
18	Seat Washer Holder - Hot	65663-08
19	Seat Washer - Cold	475-27
20	Seat Washer - Hot	44-17
21	Brass Washer	65666-08
22	Choke - Cold	27275-08
23	Choke - Hot	65661-08
24	Seat	65664-04
25	Body w/seats	8093-02
26	Pipe - 1 1/2"	41047-02
27	Wood Screw	1129-01
28	Flange	31797-02
29	Pipe - 2 1/4"	39474-02
30	S.J. Nut	24330-02
31	S.J. Washer	120-17
32	S.J. Ell	36484-02
33	Flange w/screw	65549-02
34	Coupling Nut	24186-02
35	Swivel	24125-02
36	Coupling Washer	487-07
37	Dome	19058-02
38	Stuffing Nut	24601-08
39	Packing	20362-07
40	Cap	1348-12
41	Washer	1044-07
42	Washer	21625-08
43	Stem w/washer & Screw	19228-08
44	Seat Washer	441-07
45	Seat Washer Screw	159-17
46	Sleeve	20336-08
47	Stop Body	65441-02
48	Pipe - 4 7/16"	39473-02
49	Stop S/A	13766-02
50	S.J. Ell S/A	11603-02



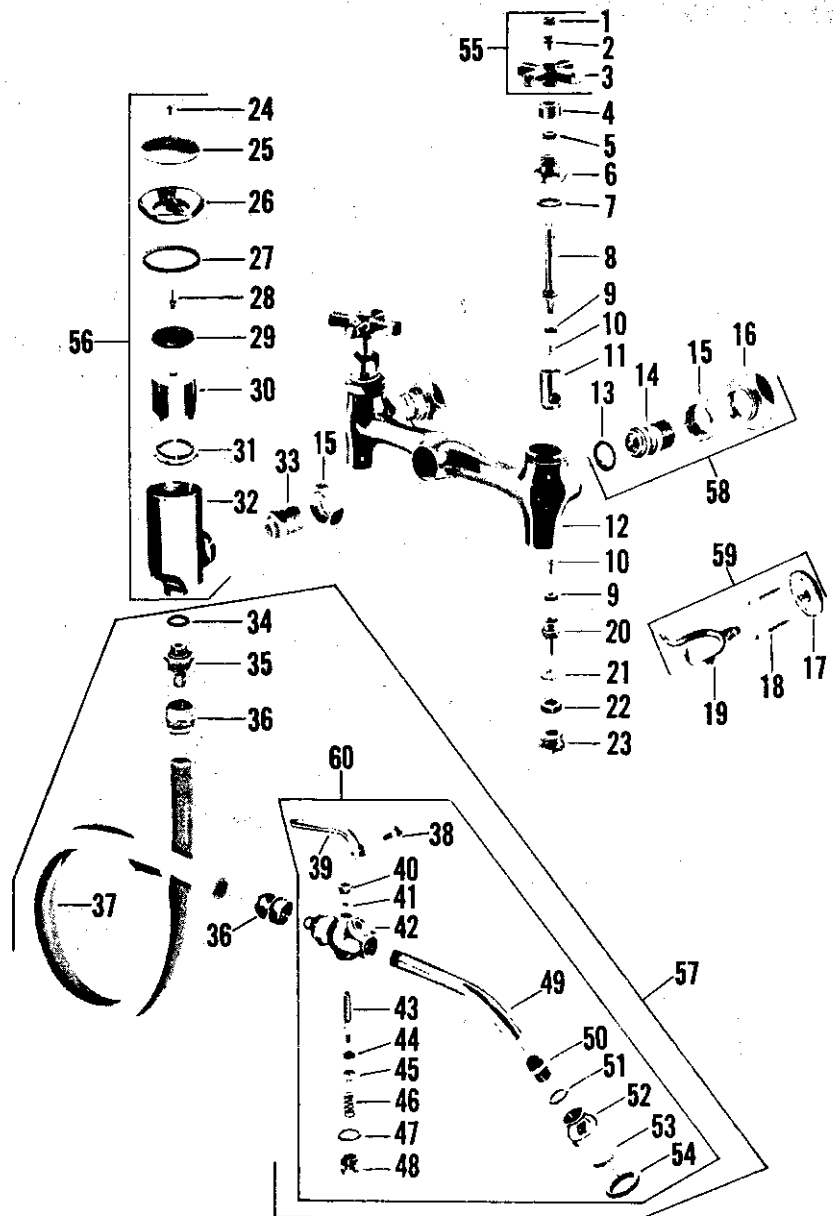
HB 15288

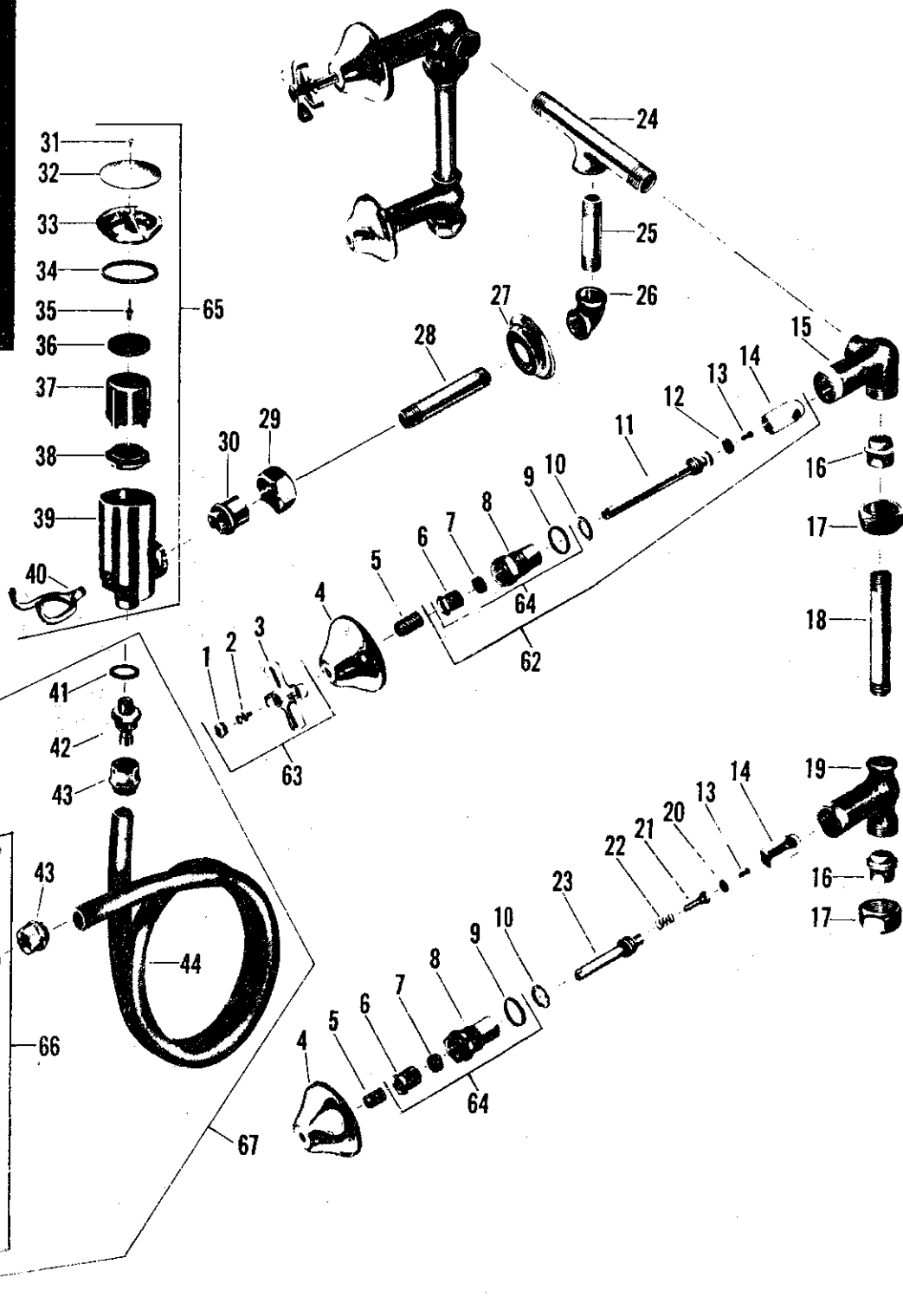
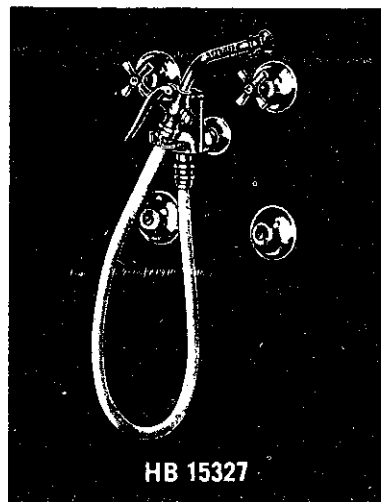
no.	description	HB 15288
1	Handle Nut	24712-02
2	Lock Washer	267-09
3	Handle	23241-02
4	Screw	1173-31
5	Dial Plate	925-12
6	Packing Nut	24656-08
7	Packing	391-07
8	Screw Cap	21121-08
9	Washer	1325-07
10	Screw	153-07
11	Washer	1326-07
12	Cap	27291-08
13	Cap Washer	998-07
14	Stem	65741-02
15	Regulating Screw	65743-08
16	Yoke	65660-08
17	Seat Washer Holder - Cold	65662-08
18	Seat Washer - Cold	475-27
19	Washer (Brass)	65666-08
20	Choke - Cold	27275-08
21	Seat	65664-04
22	Body w/seats	8094-02
23	Choke - Hot	65661-08
24	Seat Washer - Hot	44-17
25	Seat Washer Holder - Hot	65663-08
26	Dome Shield	19058-02
27	Stuffing Nut	24601-08
28	Palmetto Packing	20362-07
29	Cap	1348-12
30	Washer	1044-07
31	Washer	21625-08
32	Stem w/washer & Screw	19228-08
33	Seat Washer	441-07
34	Seat Washer Screw	159-17
35	Sleeve	20336-08
36	Body	65441-02
37	Washer	487-07
38	Swivel	24125-02
39	Nut	24186-02
40	Supply Ell	36431-02
41	Flange	609-22
42	Spout	41030-02
43	Body (Spray)	65558-02
44	Face Washer	1336-17
45	Screen	27337-05
46	Face	65559-02
47	Face Bolt	65560-02
48	Regulating Screw	27338-08
49	Cap	40245-02
50	Stop S/A	13766-02
51	Spray Head S/A	13411-02





no.	description	HB 15309
1	Button - Specify Index	1255-12
2	Handle Screw	264-17
3	Handle	1186-12
4	Stuffing Nut	25015-02
5	Packing	1311-07
6	Stuffing Box Cap	19014-02
7	Cap Washer	52-07
8	Stem w/washer & Screw	19242-02
9	Seat Washer	442-07
10	Seat Washer Screw	159-17
11	Re-Nu Sleeve	20651-08
12	Body	66010-02
13	Coupling Washer	456-07
14	Female Shank	20427-02
15	Coupling Nut	24186-02
16	Adjustable Flange	609-22
17	Flange	651-22
18	Screw	1129-01
19	Fork	652-12
20	Regulating Stem	
21	w/washer & Screw	21693-04
22	Brass Washer	21625-08
23	Packing	333-17
24	Packing Nut	25032-02
25	Screw	1786-01
26	Shield	65501-02
27	Cap	66059-02
28	Cap Washer	86-17
29	Guide Screw	403-17
30	Seat Washer	85-17
31	Float	368-17
32	Float Disc	367-17
33	Vacuum Breaker Body	66042-02
34	Swivel	23941-02
35	Washer	1324-07
36	Male Hose Conn. Part	654-12
37	Female Hose Conn. Part	655-12
38	Hose - 4 ft. Long	20594-07
39	Screw	66028-02
40	Handle	37813-02
41	Stuffing Nut	27315-02
42	Palmetto Packing	20362-07
43	Spray Body	37811-02
44	Stem	37812-02
45	Seat Washer	440-07
46	Seat Washer Holder	37786-08
47	Spring	70-47
48	Washer	122-07
49	Cap	656-12
50	Bent Pipe	42110-02
51	Connection	65354-02
52	Washer	1043-07
53	Spray Head	657-12
54	Spray Face	37818-02
55	Bumper	951-07
56	Handle S/A - Specify Index	9171-02
57	Vacuum Breaker S/A	11941-02
58	Hose & Spray S/A	17961-02
59	Shank S/A	13758-02
60	Wall Fork S/A	11350-02
	Spray Valve S/A	9961-02





no.	description	HB 15127	HB 15127-N.E.
1	Button - Specify Index	1255-12	1255-12
2	Handle Screw	264-17	264-17
3	Handle	1186-12	1186-12
4	Escutcheon	65508-02	65508-02
5	Escutcheon Nipple	39976-05	39976-05
6	Stuffing Nut	1184-17	1184-17
7	Stem Packing	1311-07	1311-07
8	Stuffing Box	37318-08	37318-08
9	Stuffing Box Washer	408-17	408-17
10	Brass Washer	1167-17	1167-17
11	Stem w/washer & Screw	36536-02	36536-02
12	Seat Washer	441-07	441-07
13	Seat Washer Screw	159-17	159-17
14	Re-Nu Sleeve	20336-08	20336-08
15	Angle Valve Body - R.H.	37326-08	37326-08
15	Angle Valve Body - L.H.	37323-08	37323-08
16	Swivel	1836-07	1836-07
17	Swivel Nut	25513-08	25513-08
18	1/2" x 5 1/4" Pipe	62091-08	62091-08
19	Stop Body	37322-08	37322-08
20	Seat Washer	1171-27	1171-27
21	Lower Stem w/washer & Screw	21656-08	21656-08
22	Spring	33999-08	33999-08
23	Upper Stem	21708-02	21708-02
24	Tee	26821-08	26821-08
25	1/2" x 2 7/8" Pipe	41258-08	41258-08
26	1/2" S.P.S. Ell	1465-07	1465-07
27	Pipe Escutcheon w/screw	20434-02	20434-02
28	1/2" x 3 3/4" Pipe	43001-02	43001-02
29	Coupling Nut	24186-02	24186-02
30	Coupling	23921-02	23921-02
31	Screw	1786-01	1786-01
32	Shield	65501-02	65501-02
33	Cap	66059-02	66059-02
34	Cap Washer	86-17	86-17
35	Guide Screw	403-17	403-17
36	Seat Washer	85-17	85-17
37	Float	368-17	368-17
38	Float Disc	367-17	367-17
39	Vacuum Breaker Body for Use w/fork	66043-02	-
39	Vacuum Breaker Body Less Fork Tapping	-	66042-02
40	Fork	652-12	-
41	Washer	1324-07	1324-07
42	Male Hose Conn. Part	654-12	654-12
43	Female Hose Conn. Part	655-12	655-12
44	Hose	20594-07	20594-07
45	Handle Screw	66028-02	66028-02
46	Handle	37813-02	37813-02
47	Stuffing Nut	27315-02	27315-02
48	Palmetto Packing.	20362-07	20362-07
49	Body	37811-02	37811-02
50	Stem	37812-02	37812-02
51	Seat Washer	440-07	440-07
52	Seat Washer Holder	37786-08	37786-08
53	Spring	70-47	70-47
54	Cap Washer	122-07	122-07
55	Cap	656-12	656-12
56	Bent Pipe	42110-02	42110-02
57	Spray Connection	65354-02	65354-02
58	Washer	1043-07	1043-07
59	Spray Head	657-12	657-12
60	Spray Face	37818-02	37818-02
61	Bumper	951-07	951-07
62	Re-Nu Unit S/A	18293-02	18293-02
63	Handle S/A - Specify Index	9171-02	9171-02
64	Stuffing Box S/A	8137-08	8137-08
65	Vacuum Breaker S/A w/fork	13321-02	-
65	Vacuum Breaker S/A w/no Fork	-	11941-02
66	Spray Valve S/A	9961-02	9961-02
67	Spray Valve & Hose S/A	17961-02	17961-02

NU-RE-NU



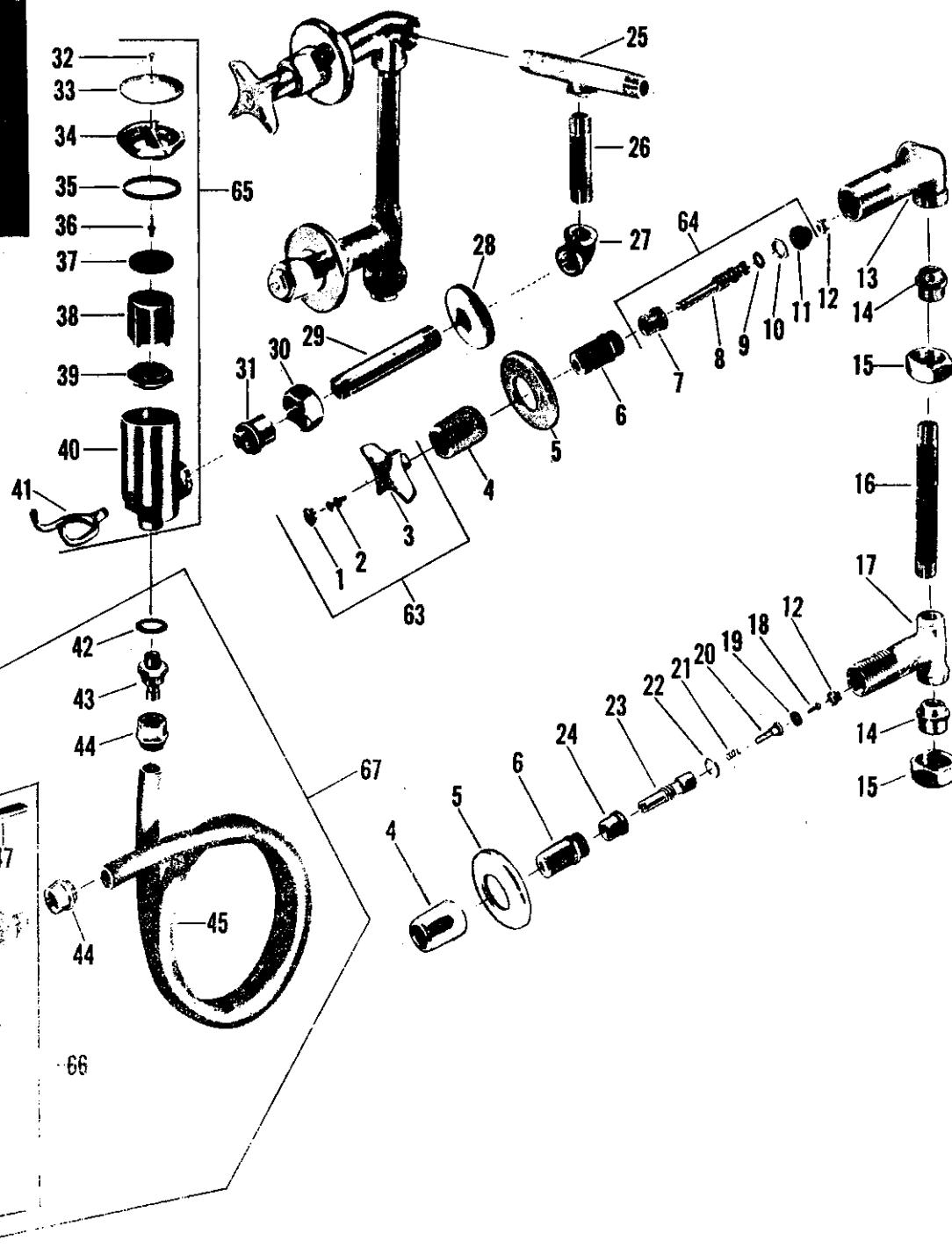
no.	description	HB 95327	HB 95327-N.H.
1	Button - Specify Index	55906-02	55906-02
2	Handle Screw	281-27	281-27
3	Lock Washer	269-09	269-09
4	Handle	685-32	685-32
5	Escutcheon Holder	25168-02	25168-02
6	Escutcheon	680-32	680-32
7	Lock Nut	24966-02	24966-02
8	Stem Nut	854-17	854-17
9	Stem w/washer & Screw	25314-04	25314-04
10	"O" Ring	886-17	886-17
11	Seat Washer	858-17	858-17
12	Seat Washer Screw	759-27	759-27
13	Seat	862-14	862-14
14	Body w/seat - R.H.	8181-08	8181-08
	Body w/seat - L.H.	8182-08	8182-08
15	Swivel	1836-07	1836-07
16	Swivel Nut	25513-08	25513-08
17	1/2" x 5 3/4" Pipe	42972-08	42972-08
18	Stop Body w/seat	8186-08	8186-08
19	Seat Washer	1059-27	1059-27
20	Lower Stem w/washer & Screw	25302-08	25302-08
21	Spring	818-27	818-27
22	Upper Stem	471-44	471-44
23	Stem Cap	93596-02	93596-02
24	Tee	25583-08	25583-08
25	1/2" x 3 1/4" Pipe	41764-08	41764-08
26	1/2" S.P.S. 90° Ell	1465-07	1465-07
27	Flange	31251-02	31251-02
28	1/2" x 3 3/4" Pipe	43001-02	43001-02
29	Swivel Nut	24186-02	24186-02
30	Swivel	23921-02	23921-02
31	Screw	1786-01	1786-01
32	Shield	65501-02	65501-02
33	Cap	66059-02	66059-02
34	Cap Washer	86-17	86-17
35	Guide Screw	403-17	403-17
36	Seat Washer	85-17	85-17
37	Float	368-17	368-17
38	Float Disc	367-17	367-17
39	Vacuum Breaker Body for Use w/fork	66043-02	-
	Vacuum Breaker Less Fork Tapping	-	66042-02
40	Fork	652-12	-
41	Washer	1324-07	1324-07
42	Male Hose Conn. Part	654-12	654-12
43	Female Hose Conn. Part	655-12	655-12
44	Hose	20594-07	20594-07
45	Handle Screw	66028-02	66028-02
46	Handle	37813-02	37813-02
47	Stuffing Nut	27315-02	27315-02
48	Palmetto Packing	20362-07	20362-07
49	Body	37811-02	37811-02
50	Stem	37812-02	37812-02
51	Seat Washer	440-07	440-07
52	Seat Washer Holder	37786-08	37786-08
53	Spring	70-47	70-47
54	Cap Washer	122-07	122-07
55	Cap	656-12	656-12
56	Ben Pipe	42110-02	42110-02
57	Spray Connection	65354-02	65354-02
58	Washer	1043-07	1043-07
59	Spray Head	657-12	657-12
60	Spray Face	37818-02	37818-02
61	Bumper	951-07	951-07
62	Handle S/A - Specify Index	9882-02	9882-02
63	Vacuum Breaker S/A w/fork	13321-02	-
	Vacuum Breaker S/A w/no Fork	-	11941-02
64	Spray Valve S/A	9961-02	9961-02
65	Spray Valve & Hose S/A	17961-02	17961-02

ners
E-NU

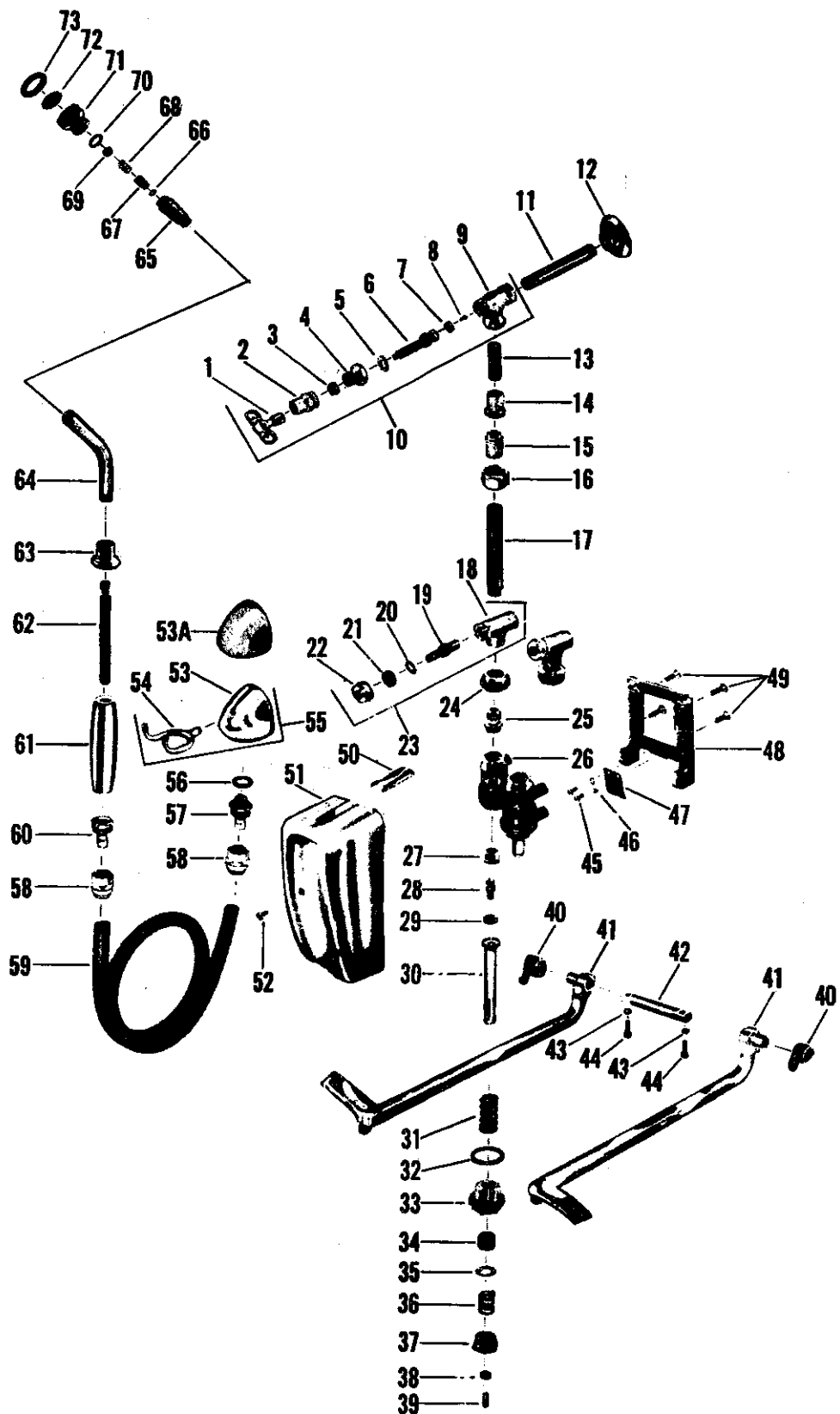

ners

KISSLER & CO., INC.

HN 95327



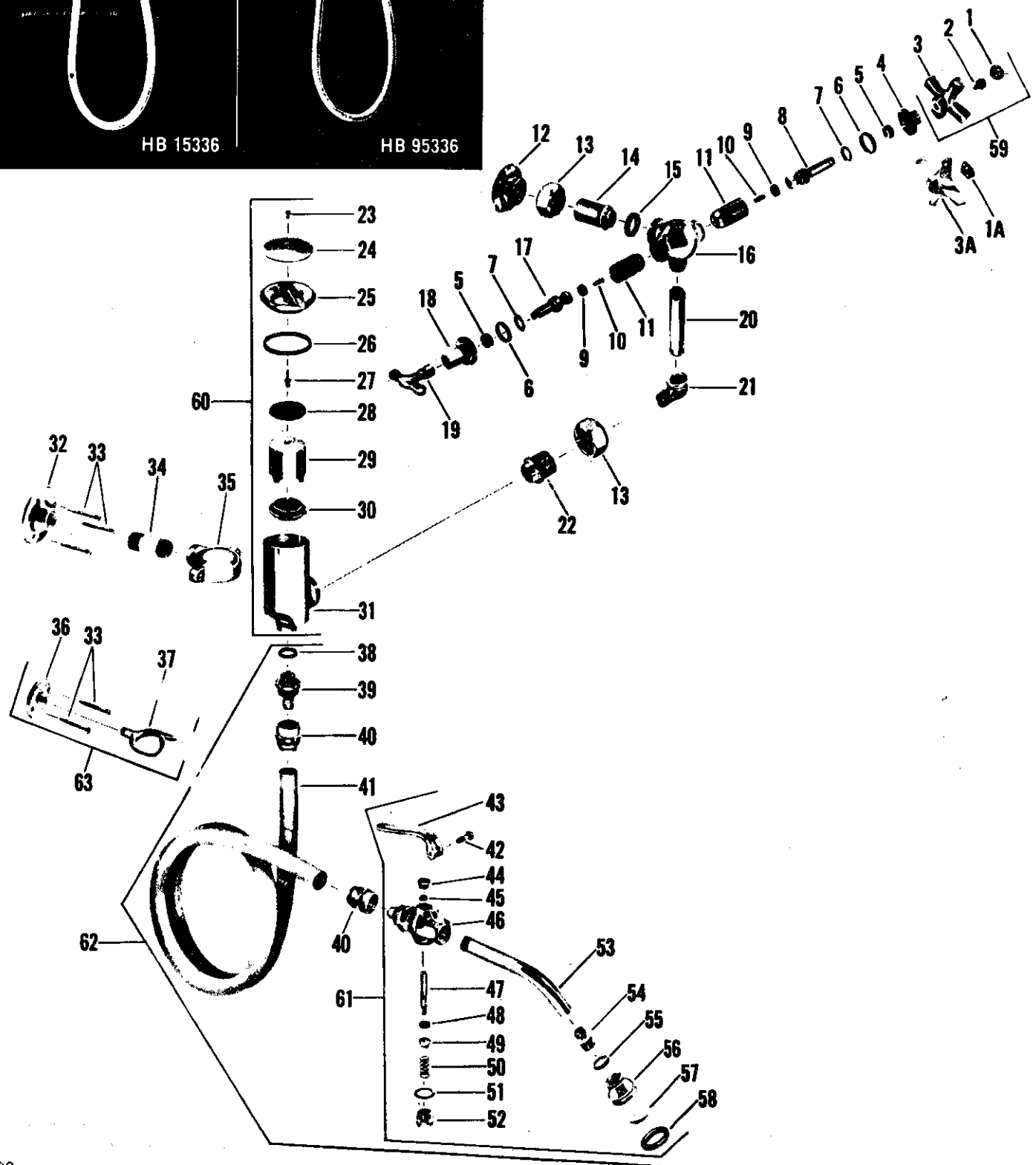
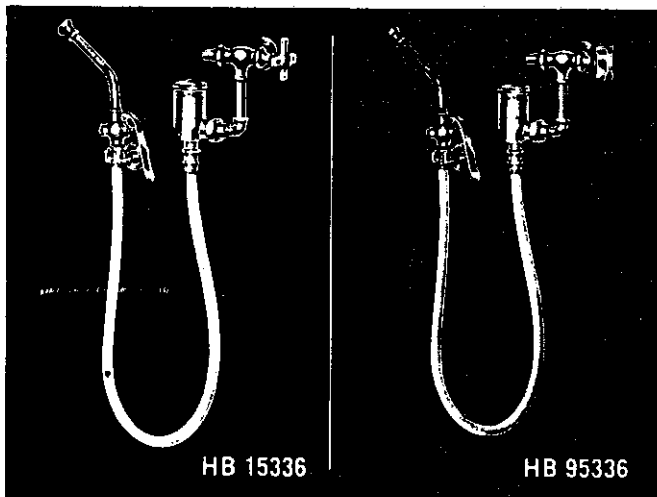
no.	description	HM 95327	HM 95327-H.H.
1	Button - Specify Index	55906-02	55906-02
2	Handle Screw	264-17	264-17
3	Handle	25659-02	25659-02
4	Escutcheon Holder	25168-02	25168-02
5	Escutcheon	680-32	680-32
6	Lock Nut	24976-02	24976-02
7	Stem Nut	72956-07	72956-07
8	Stem w/swivel & Friction Ring	72976-04	72976-04
9	Friction Ring	246-37	246-37
10	Stop Ring	72959-07	72959-07
11	Diaphragm	72960-07	72960-07
12	Seat	862-14	862-14
13	Body w/seat - R.H.	8181-08	8181-08
	Body w/seat - L.H.	8182-08	8182-08
14	Swivel	1836-07	1836-07
15	Swivel Nut	25513-08	25513-08
16	1/2" x 5 3/4" Pipe	42972-08	42972-08
17	Stop Body w/seat	8186-08	8186-08
18	Seat Washer Screw	759-27	759-27
19	Seat Washer	1059-27	1059-27
20	Lower Stem w/washer & Screw	25302-08	25302-08
21	Spring	818-27	818-27
22	"O" Ring	886-17	886-17
23	Upper Stem	25317-04	25317-04
24	Stem Nut	854-17	854-17
25	Tee	25583-08	25583-08
26	1/2" x 3 1/4" Pipe	41764-08	41764-08
27	1/2" S.P.S. 90° Ell	1465-07	1465-07
28	Flange	31251-02	31251-02
29	1/2" x 3 3/4" Pipe	43001-02	43001-02
30	Swivel Nut	24186-02	24186-02
31	Swivel	23921-02	23921-02
32	Screw	1786-01	1786-01
33	Shield	65501-02	65501-02
34	Cap	66059-02	66059-02
35	Cap Washer	86-17	86-17
36	Guide Screw	403-17	403-17
37	Seat Washer	85-17	85-17
38	Float	368-17	368-17
39	Float Disc	367-17	367-17
40	Vacuum Breaker Body for Use w/fork	66043-02	-
	Vacuum Breaker Body Less Fork Tapping	-	66042-02
41	Fork	652-12	-
42	Washer	1324-07	1324-07
43	Male Hose Conn. Part	654-12	654-12
44	Female Hose Conn. Part	655-12	655-12
45	Hose	20594-07	20594-07
46	Handle Screw	66028-02	66028-02
47	Handle	37813-02	37813-02
48	Stuffing Nut	27315-02	27315-02
49	Palmetto Packing	20362-07	20362-07
50	Body	37811-02	37811-02
51	Stem	37812-02	37812-02
52	Seat Washer	440-07	440-07
53	Seat Washer Holder	37786-08	37786-08
54	Spring	70-47	70-47
55	Cap Washer	122-07	122-07
56	Cap	656-12	656-12
57	Bent Pipe	42110-02	42110-02
58	Spray Connection	65354-02	65354-02
59	Washer	1043-07	1043-07
60	Spray Head	657-12	657-12
61	Spray Face	37818-02	37818-02
62	Bumper	951-07	951-07
63	Handle S/A - Specify Index	7859-02	7859-02
64	Aquaseal Trim S/A	72978-04	72978-04
65	Vacuum Breaker S/A w/fork	13321-02	-
	Vacuum Breaker w/no Fork	-	11941-02
66	Spray Valve S/A	9961-02	9961-02
67	Spray Valve & Hose S/A	17961-02	17961-02



no.	description	HB 15334 HB 95334	HB 15334-W.H. HB 95334-W.H.	no.	description	HB 15334 HB 95334	HB 15334-W.H. HB 95334-W.H.
1	Key	1187-09	1187-09	46	Lock Washer	277-37	277-37
2	Stuffing Box	24250-04	24250-04	47	Pedal Spring	1241-17	1241-17
3	Packing	1311-07	1311-07	48	Base Plate	1279-19	1279-19
4	S.B. Cap	21423-04	21423-04	49	Screw	1393-07	1393-07
5	Washer	125-07	125-07	50	Cover Plate	1247-12	1247-12
6	Stem w/washer & Screw	21692-05	21692-05	51	Cover	1222-12	1222-12
7	Seat Washer	441-07	441-07	52	Screw	690-31	690-31
8	Seat Washer Screw	159-17	159-17	53	Nozzle	25758-02	-
9	Body	19731-02	19731-02	53A	Nozzle	-	25762-02
10	L.K. Stop S/A	2479-02	2479-02	54	Fork	652-12	-
11	Pipe - 4"	41217-04	41217-04	55	Nozzle & Fork S/A	9889-02	-
12	Flange w/screw	20385-02	20385-02	56	Washer	1324-07	1324-07
13	Pipe - 1 7/8"	40750-04	40750-04	57	Male Hose Conn. Part	654-12	654-12
14	Female Union	24840-02	24840-02	58	Female Hose Conn. Part	655-12	655-12
15	Swivel	23984-02	23984-02	59	Hose - 3 Ft.	20593-07	-
16	Union Nut	24207-02	24207-02		Hose - 3 1/2 Ft.	-	20589-07
17	Pipe - 4 1/2"	39428-04	39428-04	60	Hose Adapter	65610-02	65610-02
18	Stop Body	604-18	604-18	61	Wood Handle	952-09	952-09
19	Stem	54-37	54-37	62	Pipe	65788-08	65788-08
20	Washer	21393-08	21393-08	63	Adapter	65759-02	65759-02
21	Packing	143-17	143-17	64	Bent Pipe	42110-02	42110-02
22	Cap	602-17	602-17	65	Body	65791-02	65791-02
23	S.D. Stop S/A	2876-08	2876-08	66	"O" Ring	377-47	377-47
24	Coupling Nut	24253-08	24253-08	67	Piston	65790-04	65790-04
25	Swivel	23968-08	23968-08	68	Spring	818-27	818-27
26	Body w/seats	8092-08	8092-08	69	Regulating Screw	65789-04	65789-04
27	Seat	65626-04	65626-04	70	Washer	1043-07	1043-07
28	Stem Guide	20836-08	20836-08	71	Spray Head	657-12	657-12
29	Seat Washer	465-07	465-07	72	Spray Face	37818-02	37818-02
30	Stem	65183-08	65183-08	73	Bumper	951-07	951-07
31	Spring	25-27	25-27	74	Screw	1786-01	1786-01
32	Stuffing Box Washer	285-27	285-27	75	Shield	65501-02	65501-02
33	Stuffing Box	65612-08	65612-08	76	Cap	66059-02	66059-02
34	Packing	406-17	406-17	77	Cap Washer	86-17	86-17
35	Packing Gland	65627-08	65627-08	78	Screw	403-17	403-17
36	Spring	1179-27	1179-27	79	Seat Washer	85-17	85-17
37	Stuffing Nut	65613-08	65613-08	80	Float	368-17	368-17
38	Nut	79-17	79-17	81	Float Disc	367-17	367-17
39	Screw	87-17	87-17	82	Body	66038-02	66038-02
40	Lever - R.H.	65181-08	65181-08	83	Pipe - 2 3/4"	41245-02	41245-02
	Lever - L.H.	65182-08	65182-08	84	Ell	1465-02	1465-02
41	Pedal - R.H.	1272-29	1272-29	85	Pipe - 5 1/4"	43140-02	43140-02
	Pedal - L.H.	1273-19	1273-19	86	Swivel	23921-02	23921-02
42	Pedal Shaft	65629-08	65629-08	87	Nut	24186-02	24186-02
43	Lock Washer	209-17	209-17	88	Pipe - 3 3/4"	43001-02	43001-02
44	Screw	1181-17	1181-17	89	Flange w/screw	20434-02	20434-02
45	Screw	1068-17	1068-17				

Sub-assemblies -

Pedal Valve - (Parts 18 thru 52) - #11727-02
 3 Ft. Hose & Spray - (Parts 56 thru 73) - #11734-02
 3 1/2 Ft. Hose & Spray - (Parts 56 thru 73) - #9890-02

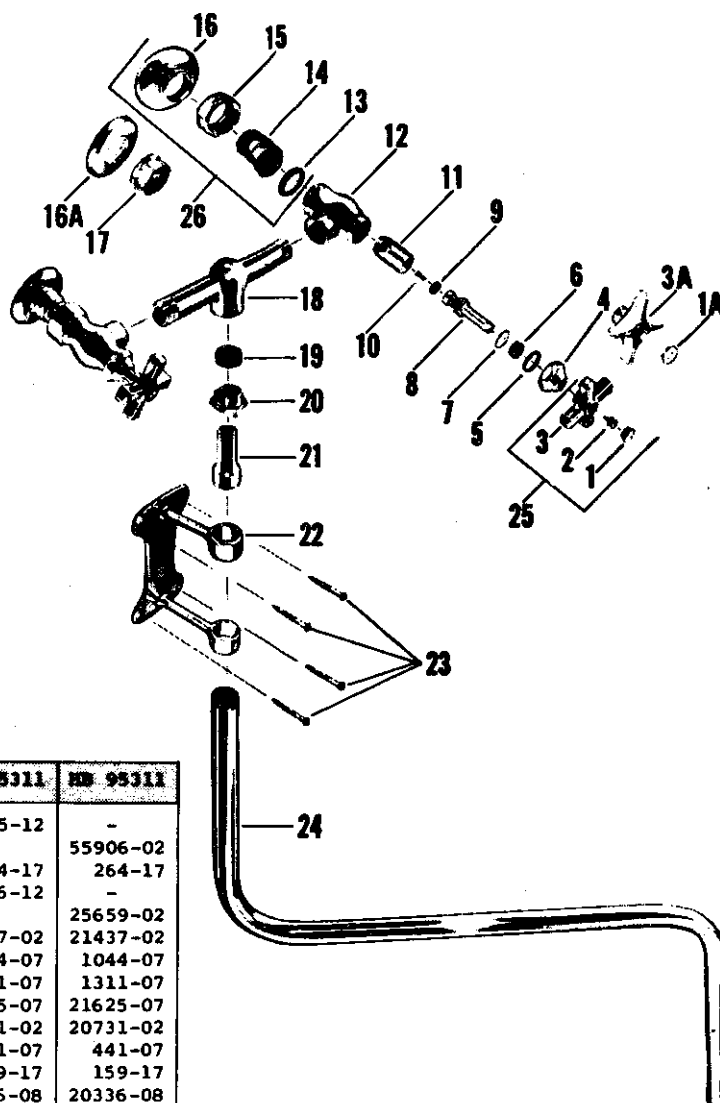
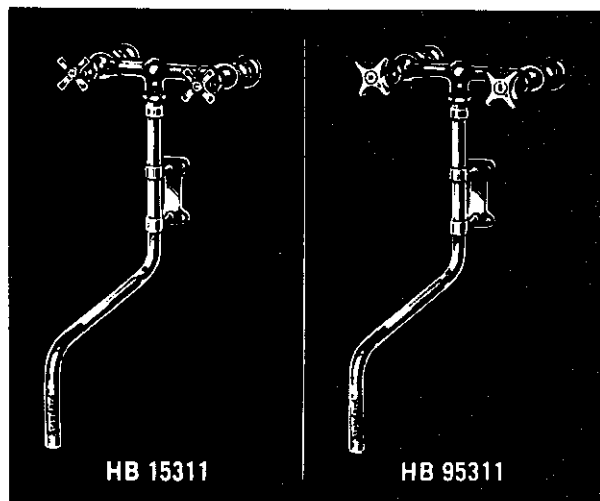


no.	description	RE 15336	RE 95136	RE 15336-RE	RE 95136-RE
1	Button - Specify "C"	1255-12	-	1255-12	-
1A	Button - Specify "C"	-	55906-02	-	55906-02
2	Handle Screw	264-17	264-17	264-17	264-17
3	Handle	1186-12	-	1186-12	-
3A	Handle	-	25659-02	-	25659-02
4	Cap	21437-02	21437-02	21437-02	21437-02
5	Packing	1311-07	1311-07	1311-07	1311-07
6	Cap Washer	1044-07	1044-07	1044-07	1044-07
7	Brass Washer	21625-08	21625-08	21625-08	21625-08
8	Stem w/washer & Screw	20731-02	20731-02	20731-02	20731-02
9	Seat Washer	441-07	441-07	441-07	441-07
10	Seat Washer Screw	159-17	159-17	159-17	159-17
11	Re-Nu Sleeve	20336-08	20336-08	20336-08	20336-08
12	Wall Flange w/screw	20433-02	20433-02	20433-02	20433-02
13	Coupling Nut	24186-02	24186-02	24186-02	24186-02
14	Supply Swivel	65502-02	65502-02	65502-02	65502-02
15	Coupling Washer	456-07	456-07	456-07	456-07
16	Body	37882-02	37882-02	37882-02	37882-02
17	Stem w/washer & Screw	21208-05	21208-05	21208-05	21208-05
18	Loose Key Cap	19019-02	19019-02	19019-02	19019-02
19	Loose Key	23020-05	23020-05	23020-05	23020-05
20	3/8" x 3 1/2" Pipe	41966-04	41966-04	41966-04	41966-04
21	3/8" 90 Street Ell	1473-02	1473-02	1473-02	1473-02
22	Swivel	23976-02	23976-02	23976-02	23976-02
23	Screw	1786-01	1786-01	1786-01	1786-01
24	Shield	65501-02	65501-02	65501-02	65501-02
25	Cap	66059-02	66059-02	66059-02	66059-02
26	Cap Washer	86-17	86-17	86-17	86-17
27	Guide Screw	403-17	403-17	403-17	403-17
28	Seat Washer	85-17	85-17	85-17	85-17
29	Float	368-17	368-17	368-17	368-17
30	Float Disc	367-17	367-17	367-17	367-17
31	Vacuum Breaker Body	66042-02	66042-02	66042-02	66042-02
32	Brace Flange	31797-02	31797-02	31797-02	31797-02
33	Screw	1129-01	1129-01	1129-01	1129-01
34	1/2" x 1 3/8" Pipe	38657-02	38657-02	38657-02	38657-02
35	Brace Holder	36627-02	36627-02	36627-02	36627-02
36	Flange	651-22	651-22	-	-
37	Fork	652-12	652-12	-	-
38	Washer	1324-07	1324-07	1324-07	1324-07
39	Male Hose Conn. Part	654-12	654-12	654-12	654-12
40	Female Hose Conn. Part	655-12	655-12	655-12	655-12
41	Hose - 4 Ft. Long	20594-07	20594-07	20594-07	20594-07
42	Handle Screw	66028-02	66028-02	66028-02	66028-02
43	Handle	37813-02	37813-02	37813-02	37813-02
44	Stuffing Nut	27315-02	27315-02	27315-02	27315-02
45	Palmetto Packing	20362-07	20362-07	20362-07	20362-07
46	Body	37811-02	37811-02	37811-02	37811-02
47	Stem	37812-02	37812-02	37812-02	37812-02
48	Seat Washer	440-07	440-07	440-07	440-07
49	Seat Washer Holder	37786-08	37786-08	37786-08	37786-08
50	Spring	70-47	70-47	70-47	70-47
51	Cap Washer	122-07	122-07	122-07	122-07
52	Cap	656-12	656-12	656-12	656-12
53	Bent Pipe	42110-02	42110-02	42110-02	42110-02
54	Spray Connection	65354-02	65354-02	65354-02	65354-02
55	Washer	1043-07	1043-07	1043-07	1043-07
56	Spray Head	657-12	657-12	657-12	657-12
57	Spray Face	37818-02	37818-02	37818-02	37818-02
58	Bumper	951-07	951-07	951-07	951-07
59	Handle S/A - Specify "C"	9171-02	-	9171-02	-
	Handle S/A -	-	-	-	-
	(Parts 1A-2-3A) - Specify "C"	-	7859-02	-	7859-02
60	Vacuum Breaker S/A	11941-02	11941-02	11941-02	11941-02
61	Spray Valve S/A	9961-02	9961-02	9961-02	9961-02
62	Spray Valve & Hose S/A	17961-02	17961-02	17961-02	17961-02
63	Wall Hook S/A	11350-02	11350-02	-	-

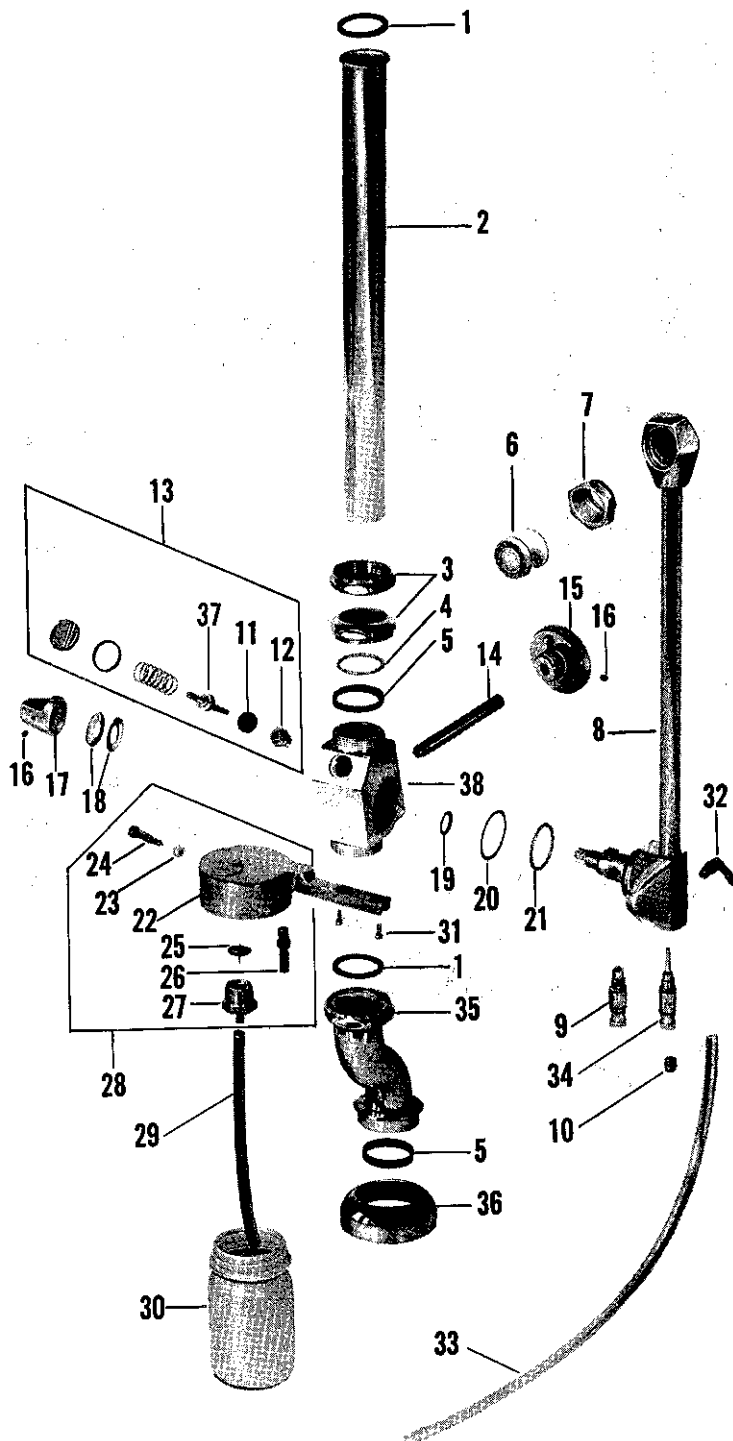
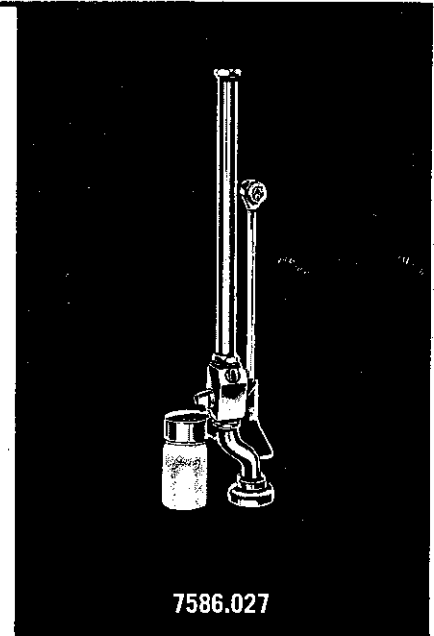
Bedpan Cleaners

RE-NU

KISSLER & CO., INC.



no.	Description	HB 15311	HB 95311
1	Button - Specify Index	1255-12	-
1A	Button - Specify Index	-	55906-02
2	Handle Screw	264-17	264-17
3	Handle	1186-12	-
3A	Handle	-	25659-02
4	Cap	21437-02	21437-02
5	Cap Washer	1044-07	1044-07
6	Packing	1311-07	1311-07
7	Brass Washer	21625-07	21625-07
8	Stem Washer & Screw	20731-02	20731-02
9	Seat Washer	441-07	441-07
10	Seat Washer Screw	159-17	159-17
11	Re-Nu Sleeve	20336-08	20336-08
12	Body	37019-02	37019-02
13	Coupling Wa	456-07	456-07
14	Female Shank	20427-02	20427-02
15	Coupling Nut	1233-22	1233-22
16	Flange	609-22	-
16A	Flange	-	25644-02
17	Retaining Nut	-	25645-02
18	Tee	26860-02	26860-02
19	Packing	416-07	416-07
20	Packing Nut	350-12	350-12
21	Spout Connection	36494-02	36494-02
22	Spout Brace	26060-02	26060-02
23	Screw	1129-01	1129-01
24	Spout	65738-02	65738-02
25	Handle S/A - Specify Index	9171-02	-
	Handle S/A - Specify Index - (Parts 1A-2-3A)	-	7859-02
26	Shank S/A	14319-02	-
	Shank S/A - (Parts 13-14-15-16A-17)	-	13258-02



no.	description	7586.019	7586.027
1	Gasket	51361-07	51361-07
2	Upper Tailpiece	33701-02	33701-02
3	Slip Joint Nut	35416-02	35416-02
4	Sweat Ring	33702-07	33702-07
5	Slip Joint Washer	469-07	469-07
6	Spray Director S/A	8317-07	8317-07
7	Retainer	33717-02	33717-02
8	Spray Arm S/A	33744-02	33744-02
9	Valve Stem & "O" Ring	8316-04	-
10	Pipe Plug	33728-07	-
11	Seat Washer	1171-27	1171-27
12	Seat	57281-04	57281-04
13	Stem Assembly Repair Kit	8314-02	8314-02
14	Support Arm	33720-02	33720-02
15	Support Bracket	33721-02	33721-02
16	Set Screw	69427-09	69427-09
17	Retaining Cap Nut	33704-02	33704-02
18	Belleville Washer	33703-09	33703-09
19	"O" Ring	59225-07	59225-07
20	"O" Ring	33712-07	33712-07
21	Friction Washer	33713-07	33713-07
22	Deoseptic Cap	-	33729-02*
23	Nylon Insert	-	33745-07
24	Metering Valve Stem & "O" Ring	-	8318-04
25	Check Valve & Plate	-	8319-04
26	Adapter	-	33741-07
27	Adapter	-	33735-04
28	Deoseptic Cap S/A	-	33748-02
29	Tubing	-	33736-07
30	Widemouth Jar	-	33737-07
31	Screw	-	33739-05
32	Adapter	-	33711-07
33	Tubing	-	33738-07
34	Aspirator Valve Stem S/A	-	33747-04
35	Lower Tailpiece S/A	33746-02	33746-02
36	Escutcheon	1451-02	1451-02
37	Valve Stem	33708-07	33708-07
38	Body	33710-02	33710-02

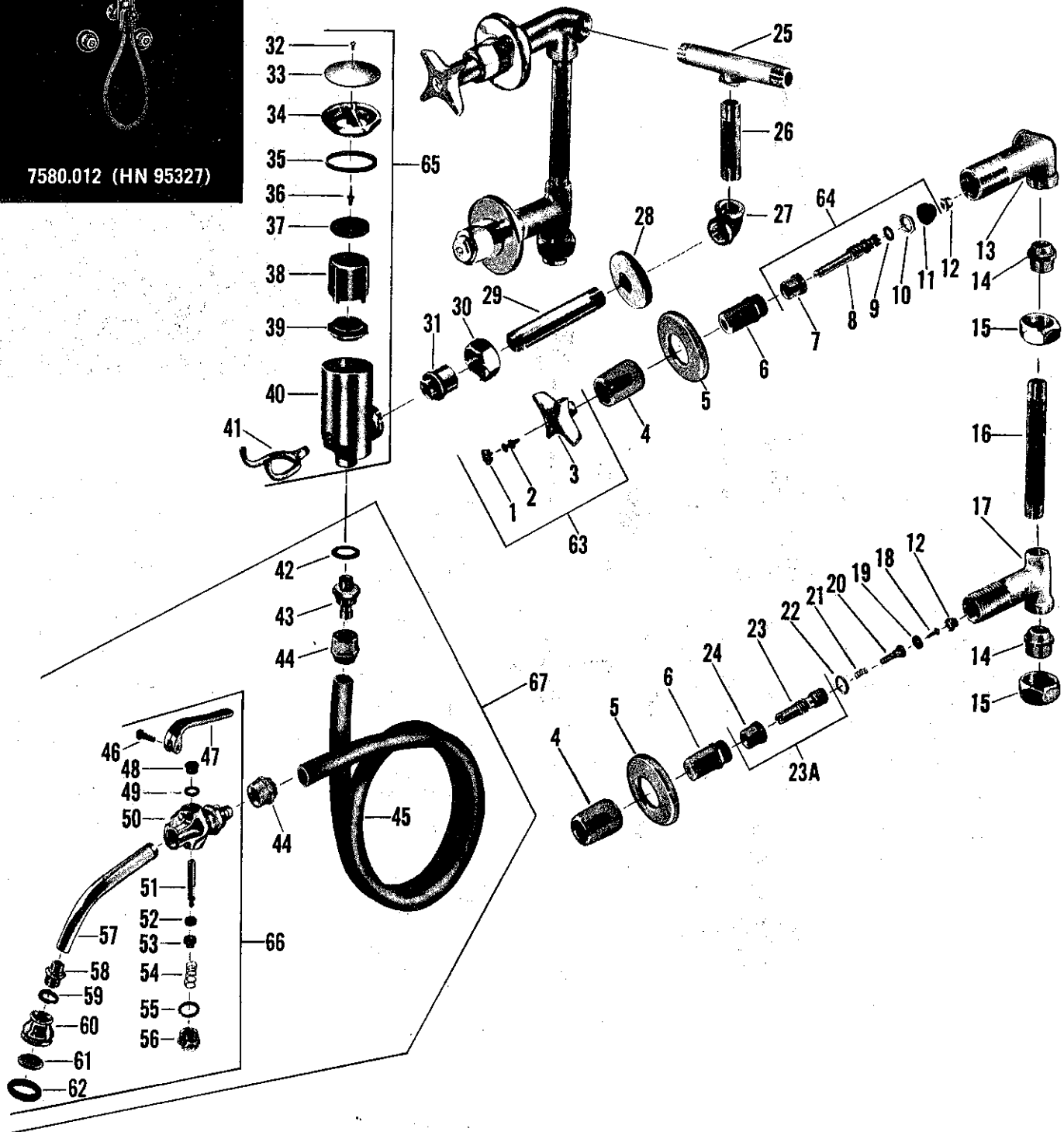

Note: - Packing Repair Kit #8315-09 - includes items 18, 19, 20 & 21.

• NOT AVAILABLE

Bedpan Cleaners

Aquaseal

KISSLER & CO., INC.



KISSLER & CO., INC.

Bedpan Cleaners

Aquaseal

no.	description	HN 95327	HN 95327-N.H.
1	Button - Index	1837-023("H"), 1838-021("C")	
2	Handle Screw	264-17	264-17
3	Handle	25659-02•	25659-02•
4	Escutcheon Holder	25168-02	25168-02
5	Escutcheon	680-32	680-32
6	Lock Nut	24976-02	24976-02
7	Stem Nut	72956-07	72956-07
8	Stem w/swivel & Friction Ring	72976-04•	72976-04•
9	Friction Ring	246-37	246-37
10	Stop Ring	72959-07	72959-07
11	Diaphragm (2)	72940-07	72940-07
12	Seat	Brass 862-14, Monel 863-27	
13	Body w/seat - R.H.	8181-07•	8181-07•
	Body w/seat - L.H.	8182-07•	8182-07•
14	Swivel	1836-07	1836-07
15	Swivel Nut	25513-07	25513-07
16	1/2" x 5 3/4" Pipe	42972-07	42972-07
17	Stop Body w/seat	8186-07•	8186-07•
18	Seat Washer Screw	860-17	860-17
19	Seat Washer	1059-27	1059-27
20	Lower Stem w/washer & Screw	31323-07	31323-07
21	Spring	818-27	818-27
22	"O" Ring	886-17	886-17
23	Upper Stem	25317-04•	25317-04•
23A	Stem S/A	521-34	521-34
24	Stem Nut	854-17	854-17
25	Tee	25583-07•	25583-07•
26	1/2" x 3 1/4" Pipe	41764-07•	41764-07•
27	1/2" S.P.S. 90° Ell	1465-07•	1465-07•
28	Flange	64882-02	64882-02
29	1/2" x 3 3/4" Pipe	43001-02	43001-02
30	Swivel Nut	24186-02	24186-02
31	Swivel	23921-02	23921-02
32	Screw	1786-01	1786-01
33	Shield	65501-02	65501-02
34	Cap	66059-02	66059-02
35	Cap Washer	86-17	86-17
36	Guide Screw	403-17	403-17
37	Seat Washer	85-17	85-17
38	Float	368-17	368-17
39	Float Disc	367-17	367-17
40	Vacuum Breaker Body for Use w/fork	66043-02•	-
	Vacuum Breaker Body Less Fork Tapping	-	66042-02•
41	Fork	652-12	-
42	Washer	1324-07	1324-07
43	Male Hose Conn. Part	654-12	654-12
44	Female Hose Conn. Part	655-12	655-12
45	Hose - 4 Ft. Long*	20594-07	20594-07
46	Handle Screw	66028-02	66028-02
47	Handle	37813-02	37813-02
48	Stuffing Nut	27315-02	27315-02
49	Palmetto Packing	20362-07	20362-07
50	Body	37811-02	37811-02
51	Stem	37812-02	37812-02
52	Seat Washer	440-07	440-07
53	Seat Washer Holder	37786-07	37786-07
54	Spring	70-47	70-47
55	Cap Washer	57631-07	57631-07
56	Cap	656-12	656-12
57	Bent Pipe	42110-02	42110-02
58	Spray Connection	65354-02	65354-02
59	Washer	1808-07	1808-07
60	Spray Head	657-12	657-12
61	Spray Face	37818-02	37818-02
62	Bumper	951-07	951-07
63	Handle S/A - Specify Index	7889-02	7889-02
64	Aquaseal Trim S/A	72978-04	72978-04
65	Vacuum Breaker S/A w/fork	13321-02	-
	Vacuum Breaker w/no Fork	-	11941-02
66	Spray Valve S/A	9961-02•	9961-02•
67	Spray Valve & Hose S/A	17961-02	17961-02

Repair Kits:

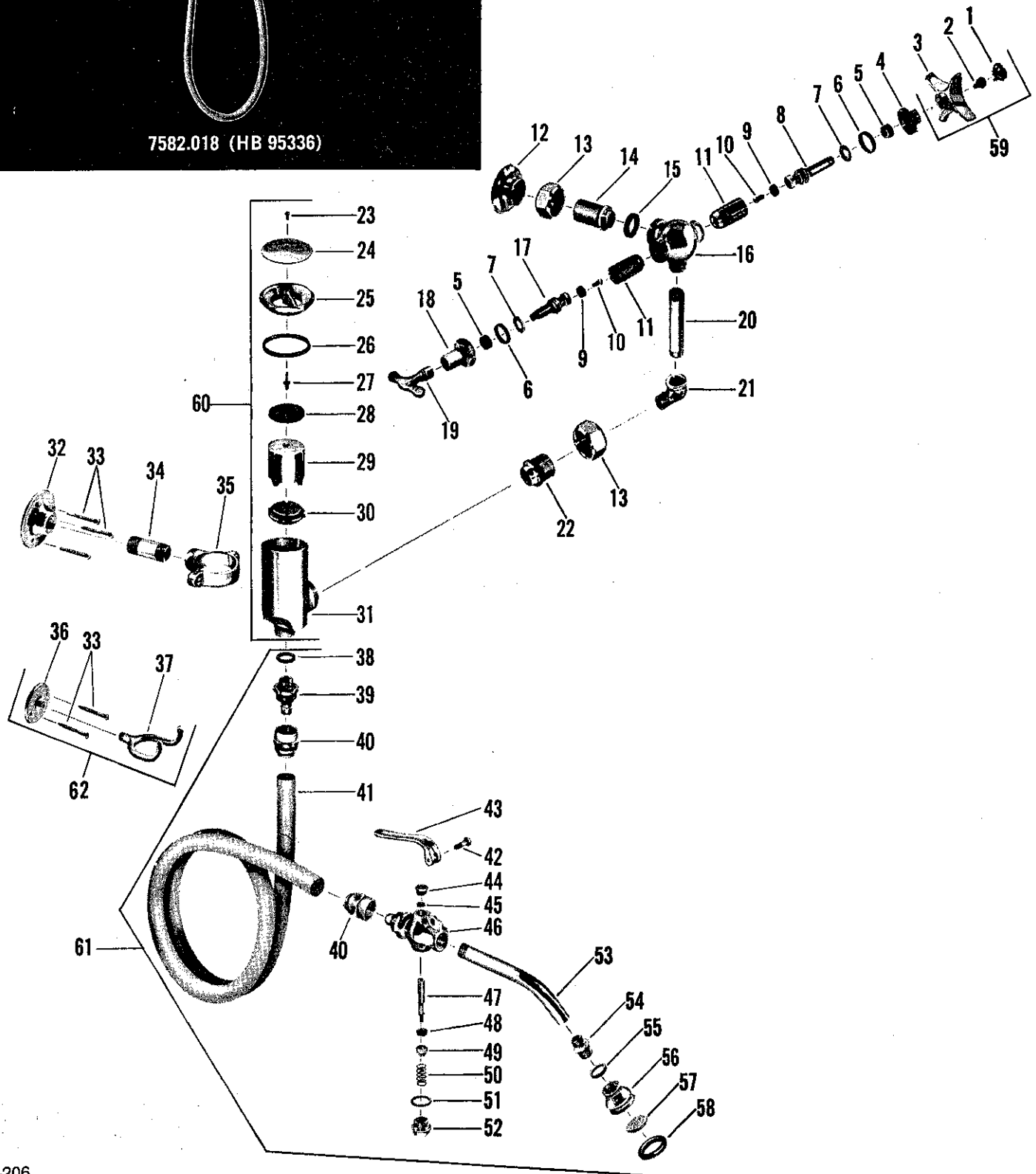

Parts 12 & 64 for Hot & Cold Sides - #12954-09

Parts 12 & 64 for Hot or Cold Side only - #12972-09

*For extra length of hose in (1) piece, specify number of feet required times 961-07 (961-07 equals one foot length of hose)

• NOT AVAILABLE

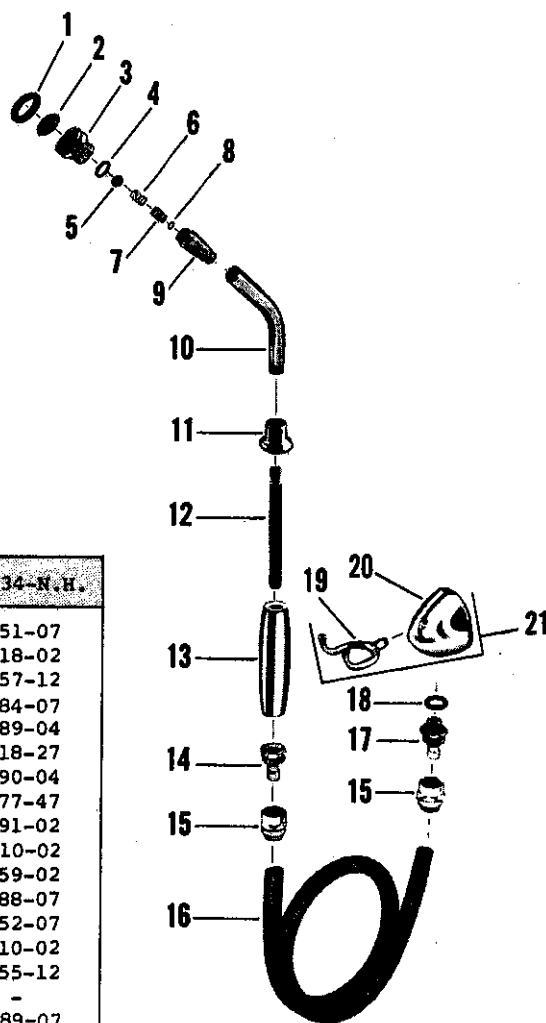





no.	Description	HB 95336	HB 95336-NH
1	Button - Index "C"	1838-021	1838-021
2	Handle Screw	264-17	264-17
3	Handle	25659-02•	25659-02•
4	Cap	21437-02	21437-02
5	Packing	1311-07	1311-07
6	Cap Washer	1044-07	1044-07
7	Washer	21625-07	21625-07
8	Stem w/washer & Screw	63381-04	63381-04
9	Seat Washer	441-07	441-07
10	Seat Washer Screw	169-07	169-07
11	Re-Nu Sleeve	20336-07	20336-07
12	Wall Flange w/screw	31291-02	31291-02
13	Coupling Nut	24186-02	24186-02
14	Supply Swivel	65502-02•	65502-02•
15	Coupling Washer	456-07	456-07
16	Body	37882-02•	37882-02•
17	Stem w/washer & Screw	31302-05	31302-05
18	Loose Key Cap	19019-02	19019-02
19	Loose Key	23020-05	23020-05
20	3/8" x 3 1/2" Pipe	41966-02	41966-02
21	3/8" 90° Street Ell	1473-02	1473-02
22	Swivel	23976-02	23976-02
23	Screw	1786-01	1786-01
24	Shield	65501-02	65501-02
25	Cap	66059-02	66059-02
26	Cap Washer	86-17	86-17
27	Guide Screw	403-17	403-17
28	Seat Washer	85-17	85-17
29	Float	368-17	368-17
30	Float Disc	367-17	367-17
31	Vacuum Breaker Body	66042-02•	66042-02•
32	Brace Flange	31797-02	31797-02
33	Screw	1129-01	1129-01
34	1/2" x 1 3/8" Pipe	38657-02	38657-02
35	Brace Holder	31319-02	31319-02
36	Flange	651-22	-
37	Fork	652-12	-
38	Washer	1324-07	1324-07
39	Male Hose Conn. Part	654-12	654-12
40	Female Hose Conn. Part	655-12	655-12
41	Hose - 4 Ft. Long*	20594-07	20594-07
42	Handle Screw	66028-02	66028-02
43	Handle	37813-02	37813-02
44	Stuffing Nut	27315-02	27315-02
45	Palmetto Packing	20362-07	20362-07
46	Body	37811-02	37811-02
47	Stem	37812-02	37812-02
48	Seat Washer	440-07	440-07
49	Seat Washer Holder	37786-07	37786-07
50	Spring	70-47	70-47
51	Cap Washer	57631-07	57631-07
52	Cap	656-12	656-12
53	Bent Pipe	42110-02	42110-02
54	Spray Connection	65354-02	65354-02
55	Washer	1808-07	1808-07
56	Spray Head	657-12	657-12
57	Spray Face	37818-02	37818-02
58	Bumper	951-07	951-07
59	Handle S/A - Specify "C"	7889-02	7889-02
60	Vacuum Breaker S/A	11941-02	11941-02
61	Spray Valve & Hose S/A	17961-02	17961-02
62	Wall Hook S/A	11350-02	-

• NOT AVAILABLE

*For extra length of hose in (1) piece,
specify number of feet required times 961-07
(961-07 equals one foot length of hose)



no.	Description	HB 95334	HB 95334-N.H.
1	Bumper	951-07	951-07
2	Spray Face	37818-02	37818-02
3	Spray Head	657-12	657-12
4	Washer	1884-07	1884-07
5	Regulating Screw	65789-04	65789-04
6	Spring	818-27	818-27
7	Piston	65790-04	65790-04
8	"O" Ring	377-47	377-47
9	Body	65791-02	65791-02
10	Bent Pipe	42110-02	42110-02
11	Adapter	65759-02	65759-02
12	Pipe	65788-07	65788-07
13	Handle	952-07	952-07
14	Hose Adapter	65610-02	65610-02
15	Female Hose Conn. Part	655-12	655-12
16	Hose - 4 Ft.*	20594-07	-
	Hose - 3 1/2 Ft.*	-	20589-07
17	Male Hose Conn. Part	654-12	654-12
18	Washer	1324-07	1324-07
19	Fork	652-12	-
20	Nozzle	-	25762-02
21	Nozzle & Fork S/A	9889-02	-
Sub-assemblies -			
4 Ft. Hose & Spray - (Parts 1 thru 18) - 9900-02			

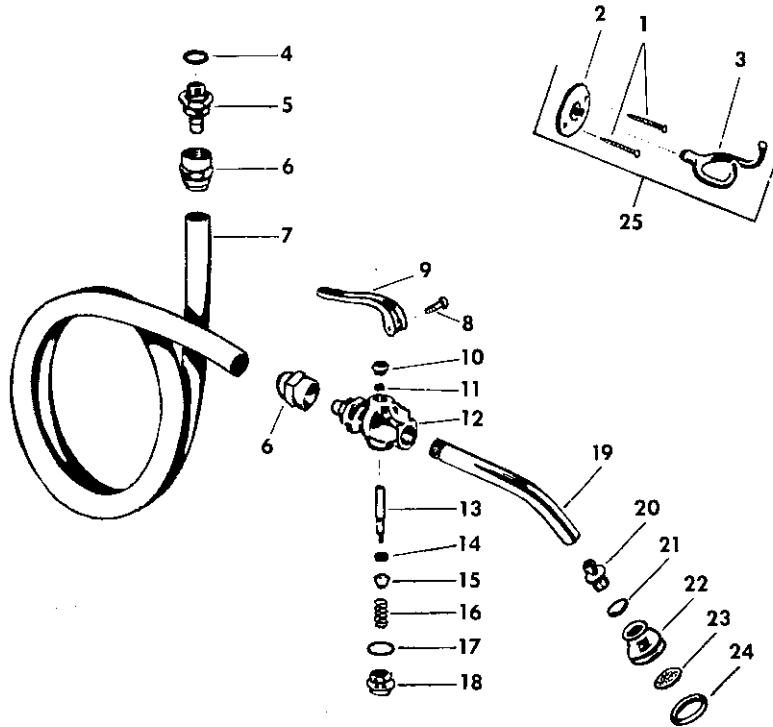
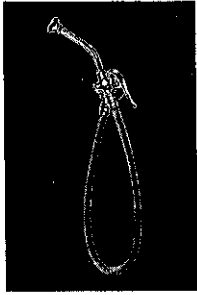
Note: For Pedal Valve parts - Refer to HB 15088

*For extra length of hose in (1) piece,
specify number of feet required times 961-07
(961-07 equals 1 foot length of hose)

KISSLER & CO., INC.

AMERICAN-STANDARD Plumbing Fittings Replacement Parts

Self-Closing Valve with Spray for Bed pan Cleansers—7866.015



Item No.	Part No.	Description
1.	1129.01	Screw
2.	651.22	Flange for wall fork
3.	652.12	Fork
4.	1324.07	Washer
5.	654.12	Male hose conn. part
6.	655.12	Female hose conn. part
7.	20594.07	Hose—4 ft. long
8.	66028.02	Handle screw
9.	37813.02	Handle
10.	27315.02	Stuffing nut
11.	20362.07	Palmetto packing
12.	37811.02	Body
13.	37812.02	Stem

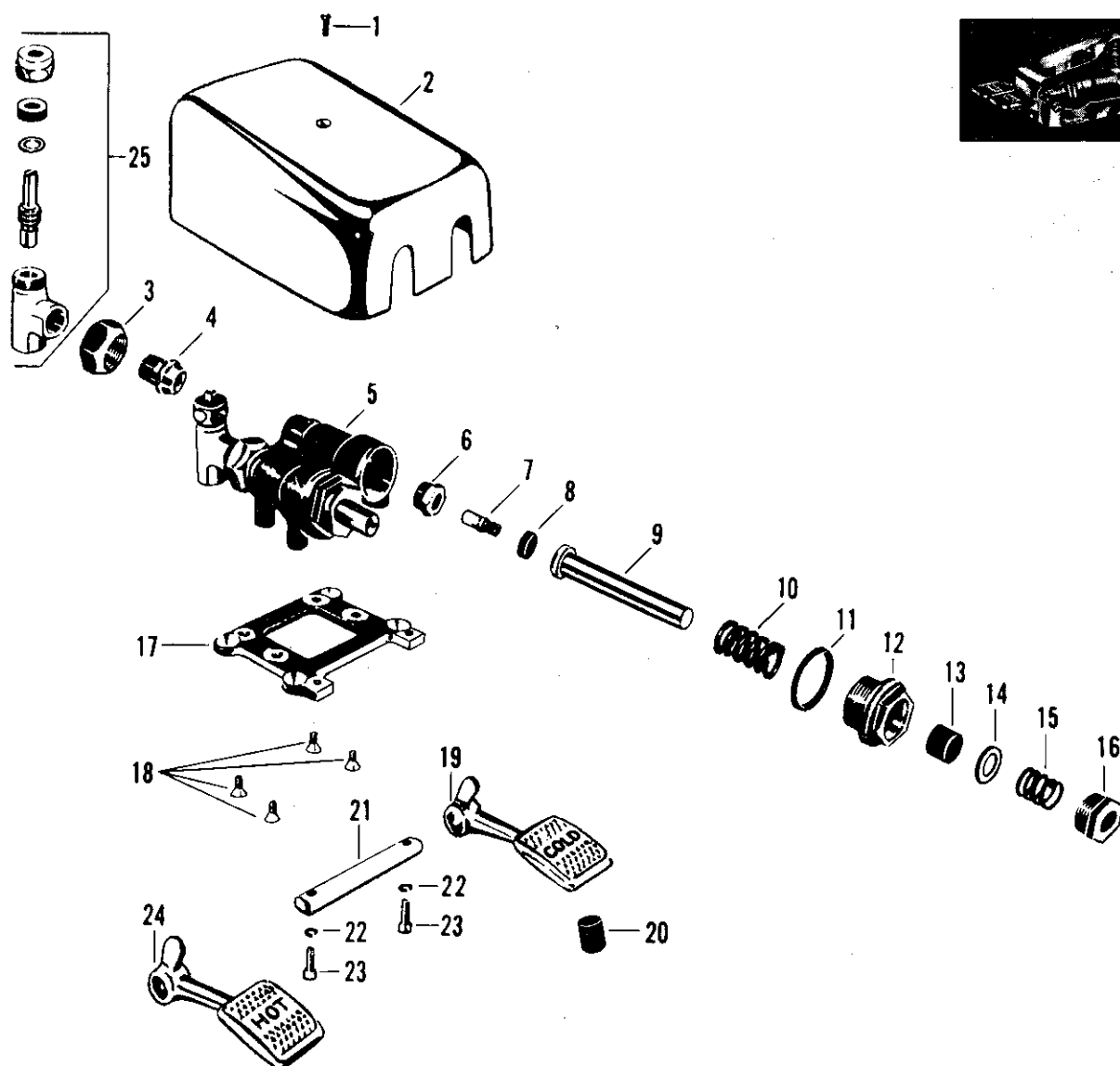
Item No.	Part No.	Description
14.	440.07	Seat washer
15.	37786.07	Seat washer holder
16.	70.47	Spring
17.	57631.07	Cap washer
18.	656.12	Cap
19.	42110.02	Bent pipe
20.	65354.02	Spray connection
21.	1808.07	Washer
22.	657.12	Spray head
23.	37818.02	Spray face
24.	951.07	Bumper
	11350.02	Wall hook S/A
25.	9889.02	Nozzle and fork S/A

Order by part number

KISSLER & CO., INC.

AMERICAN-STANDARD Plumbing Fittings Replacement Parts

Self-Closing Floor Mount Double Pedal Valve—7680.010



Item No.	Part No.	Description
1.	117.31	Screw
2.	1229.32	Cover
3.	24207.07	Coupling nut
4.	23968.07	Swivel
5.	—	Body w/seats
6.	65626.04	Seat
7.	20836.07	Stem guide
8.	465.07	Seat washer
9.	65614.07	Stem
10.	25.27	Spring
11.	285.27	Washer
12.	65612.07	Stuffing box
13.	406.17	Packing

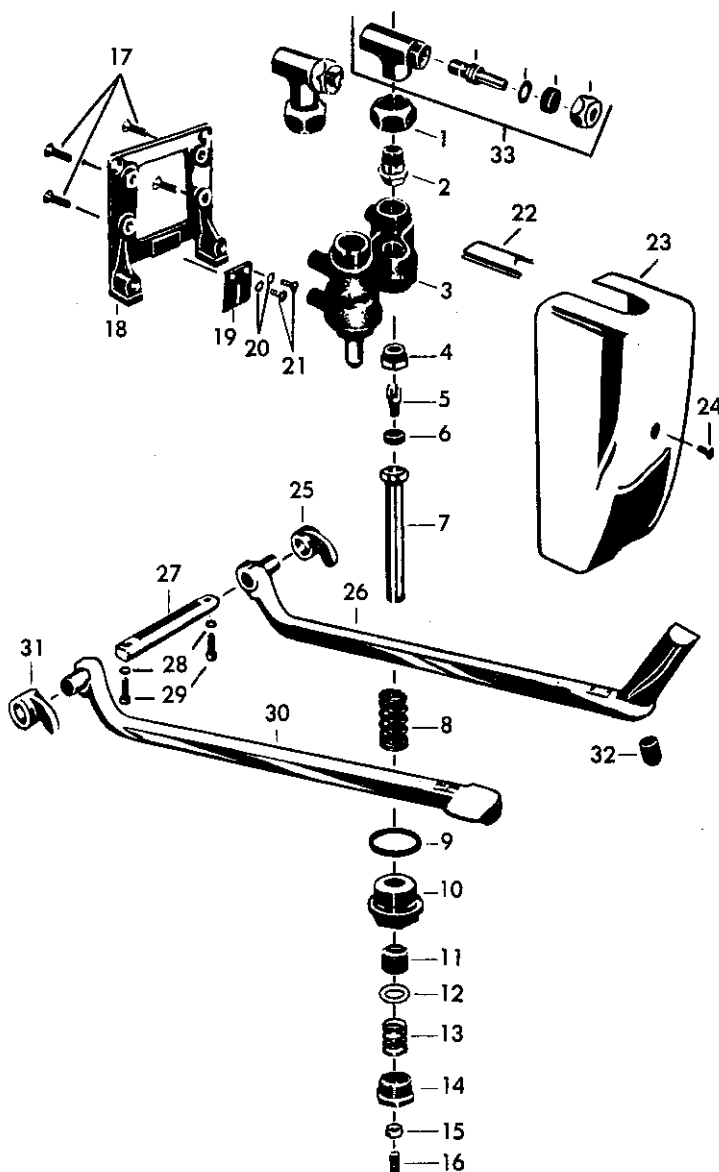

Item No.	Part No.	Description
14.	65627.07	Gland
15.	1179.27	Spring
16.	65613.07	Stuffing nut
17.	65621.07	Base plate
18.	1170.07	Screw
19.	65615.02	Pedal—cold
20.	63.07	Bumper
21.	65629.07	Pedal shaft
22.	209.17	Lock washer
23.	1181.17	Screw
24.	65617.02	Pedal—hot
25.	2723.07	Stop S/A

Order by part number

KISSLER & CO., INC.

AMERICAN-STANDARD Plumbing Fittings Replacement Parts

SELF-CLOSING Double Pedal Valve—7679.012



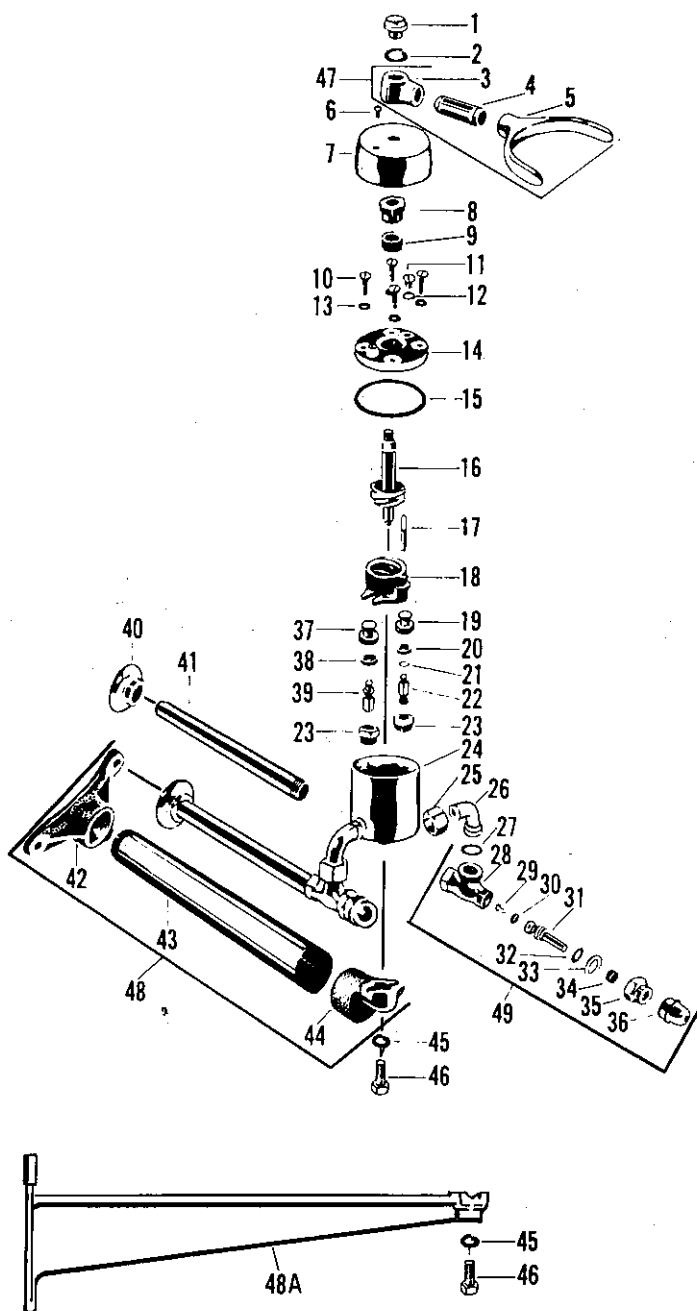
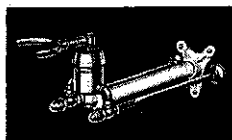
Item No.	Part No.	Description
1.	24207.07	Coupling nut
2.	23968.07	Swivel
3.	—	Body w/seats
4.	65626.04	Seat
5.	20836.07	Stem guide
6.	465.07	Seat washer
7.	65183.07	Stem
8.	25.27	Spring
9.	285.27	Washer
10.	65612.07	Stuffing box
11.	406.17	Packing
12.	65627.07	Packing gland
13.	1179.27	Spring
14.	65613.07	Stuffing nut
15.	79.17	Lock nut
16.	87.17	Adjusting screw
17.	1393.07	Base plate screw
18.	1279.19	Base plate
19.	1241.17	Pedal spring
20.	277.37	Lock washer
21.	1068.17	Screw
22.	1247.12	Cover plate
23.	1222.12	Cover
24.	690.31	Cover screw
25.	65181.07	Lever—R.H.
26.	1272.291	Pedal w/bumper—'C'
27.	65629.07	Pedal shaft
28.	209.17	Lock washer
29.	1181.17	Screw
30.	1273.193	Pedal w/bumper—'H'
31.	65182.07	Lever—L.H.
32.	63.07	Bumper
33.	2723.07	Stop S/A

Order by part number

KISSLER & CO., INC.

AMERICAN-STANDARD Plumbing Fittings Replacement Parts

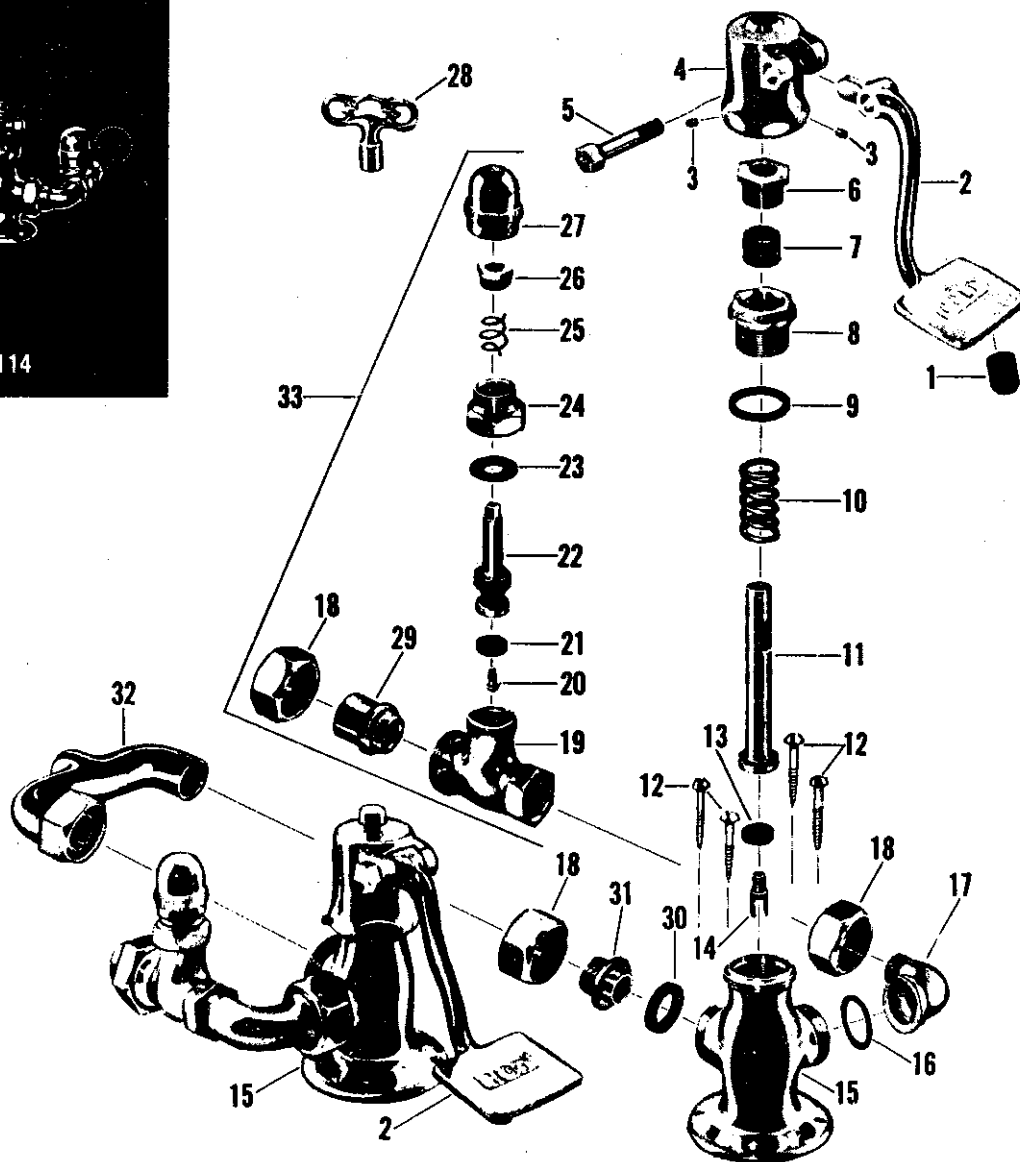
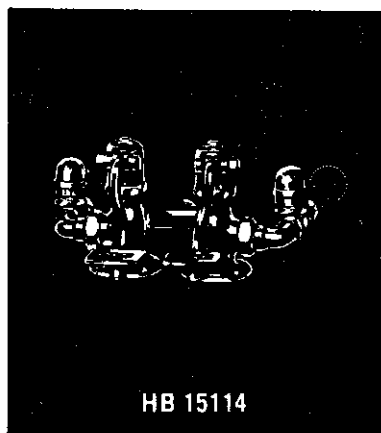
KNEE Action Mixing Valve—7676.029



Item No.	Part No.	Description
1.	65397.02	Handle nut
2.	253.09	Lock washer
3.	65400.02	Handle part
4.	41048.02	Pipe
5.	37664.02	Stirrup
6.	690.31	Dial plate screw
7.	923.124	Dial plate—specify plain
8.	65497.07	Packing nut
9.	387.07	Packing
10.	153.07	Cap screw
11.	21121.07	Regulating screw cap
12.	1325.07	Washer for screw cap
13.	1326.07	Washer for cap screw
14.	65524.07	Cap
15.	998.07	Cap washer
16.	65659.02	Stem
17.	1147.07	Regulating screw
18.	65660.07	Yoke
19.	65662.07	Cold water seat washer holder
20.	475.27	Seat washer—cold
21.	65666.07	Brass washer
22.	27275.07	Choke—cold
	65771.07	Cold water increase
23.	65775.07	Seat—monel—hot or cold
24.*	—	Body w/seats
25.	24207.02	Swivel nut
26.	65547.02	Swivel ell
27.	1887.07	Coupling washer
28.	19537.02	Stop body
29.	169.07	Seat washer screw
30.	441.07	Seat washer
31.	31348.07	Stem w/washer & screw
32.	1883.07	Cap washer
33.	21625.07	Washer
34.	1311.07	Packing
35.	65546.02	Cap
36.	19058.02	Dome shield
37.	65663.07	Hot seat washer holder
38.	44.17	Seat washer—hot
39.	65661.07	Choke—hot
	65770.07	Hot water decrease
40.	63379.02	Escutcheon w/screw
41.	43752.02	3/8" x 20" Pipe
		3/8" x 25 5/8" Pipe
42.*	65990.07	Wall bracket—unpainted
43.*	—	1 1/4" x 11 1/4" Black iron pipe
44.*	65991.07	Mixer bracket—unpainted
45.	434.09	Lock washer
46.	65304.09	Cap screw
47.	11781.02	Stirrup handle S/A
48.	11805.09	Support S/A w/21 1/4" pipe white
48A.	35338.09	Support 18" R.E.F. white
49.	17407.02	Stop S/A

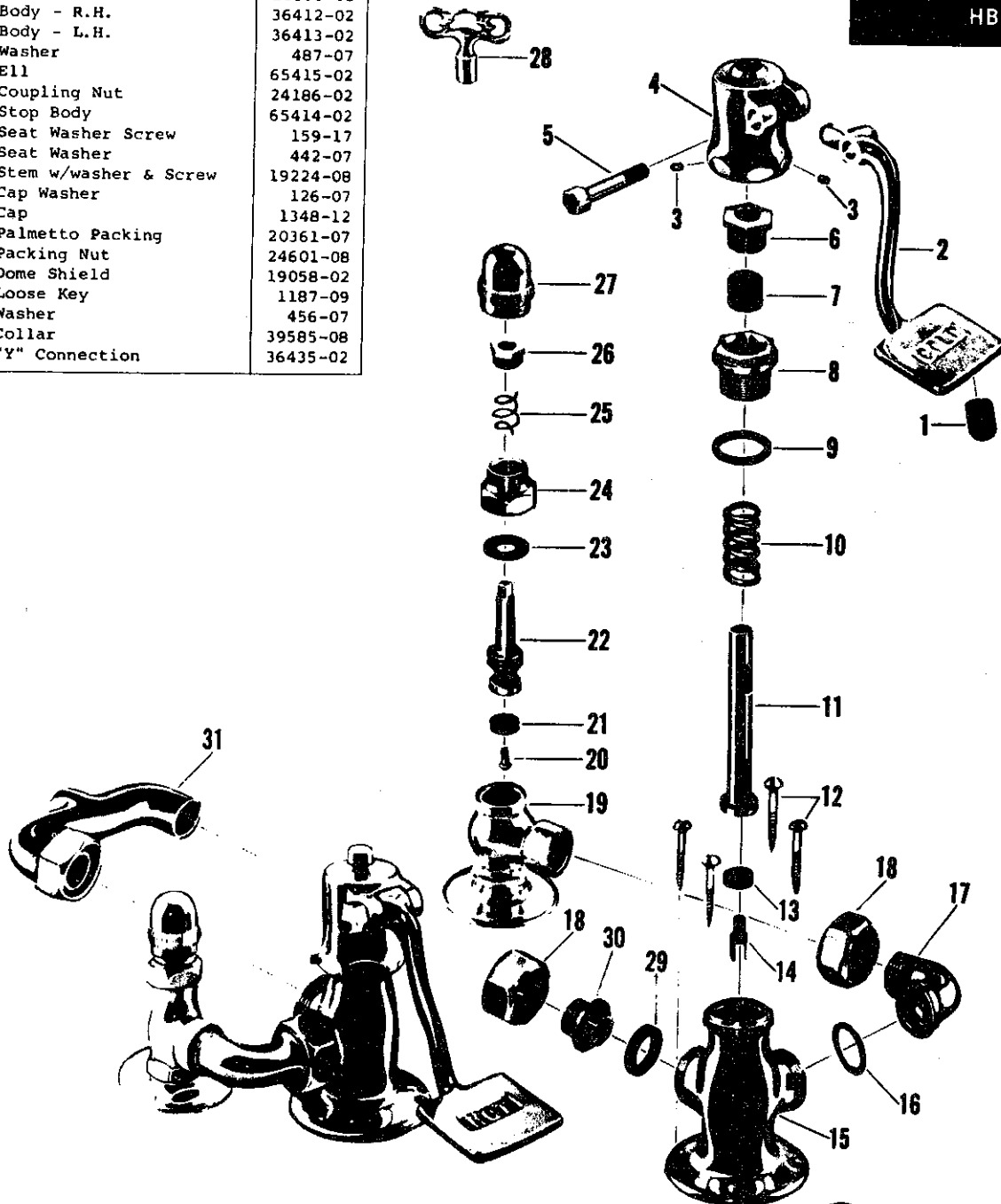

*Not available as repair parts.

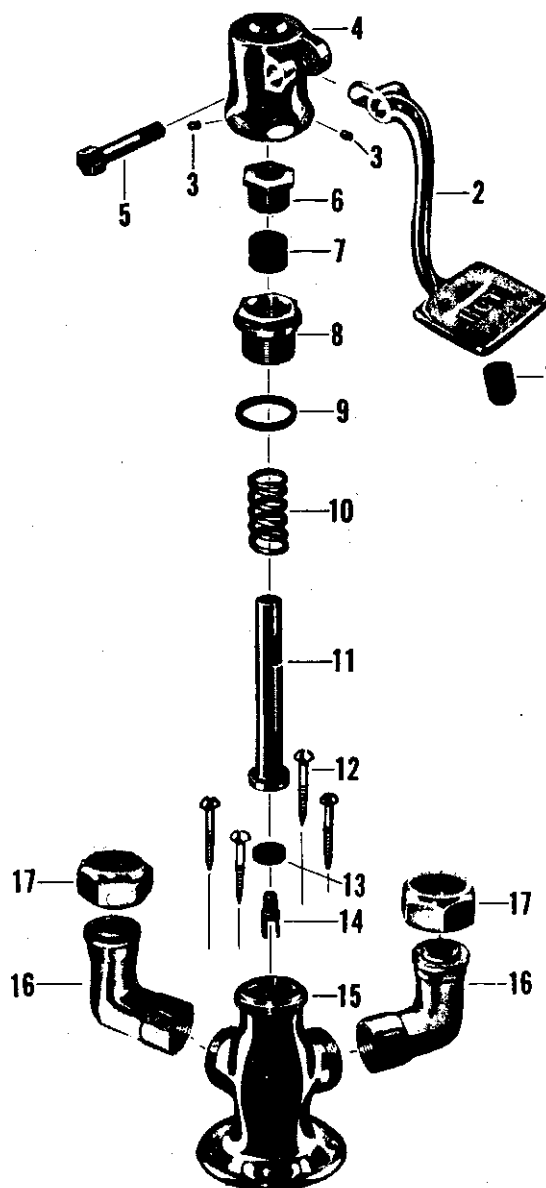

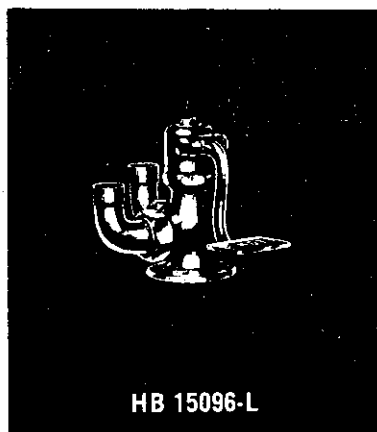
Order by part number



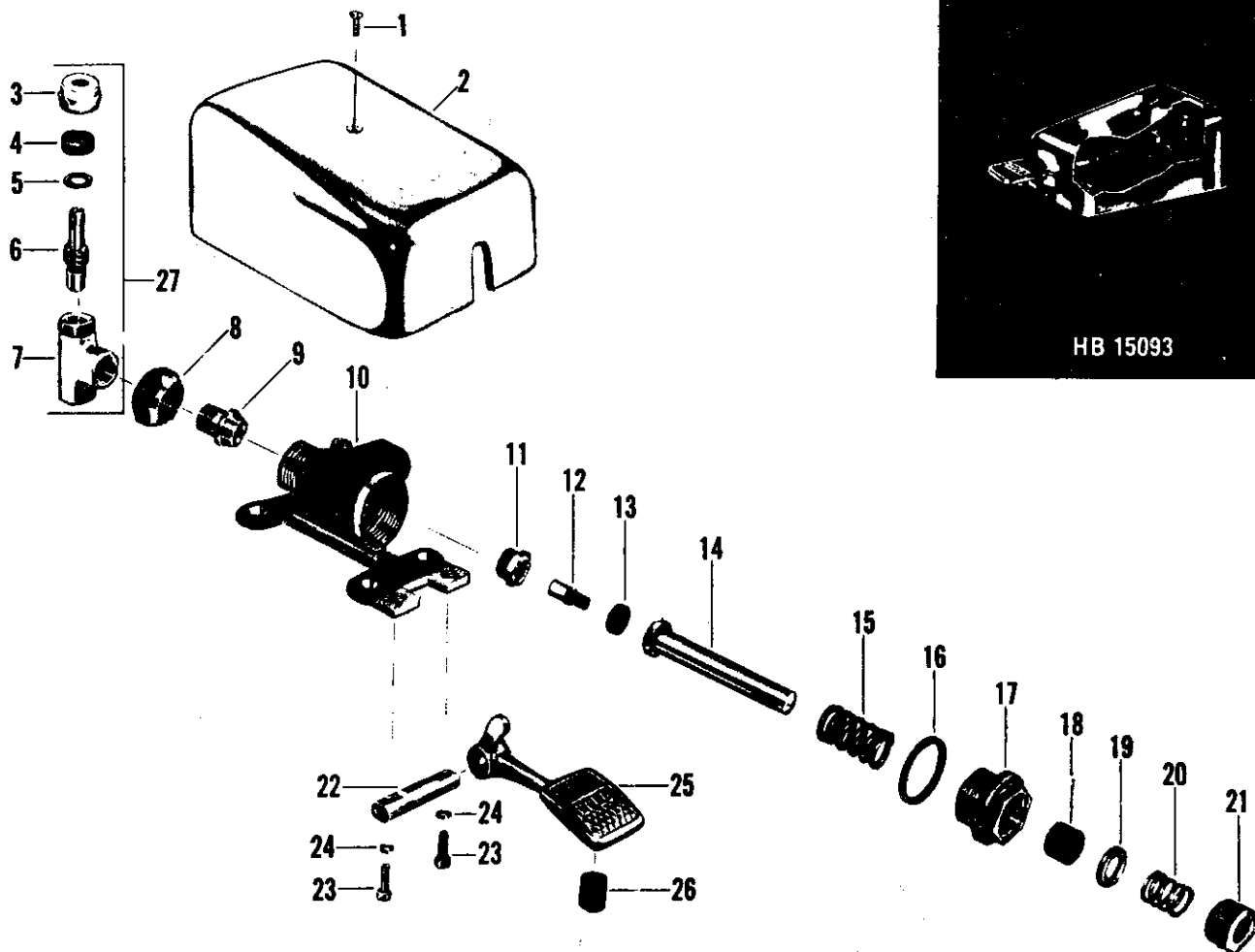
no.	description	HB 15114	no.	description	HB 15114
1	Bumper	63-07	17	Ell	65415-02
2	Pedal - Cold	36434-02	18	Coupling Nut	24186-02
	Pedal - Hot	36433-02	19	Stop Body	65495-02
3	Set Screw	340-05	20	Seat Washer Screw	159-17
4	Cap	36436-02	21	Seat Washer	442-07
5	Stud	36437-02	22	Stem w/washer & Screw	19224-08
6	Stuffing Nut	36439-08	23	Washer	126-07
7	Packing	363-17	24	Cap	1348-12
8	Stuffing Box	36440-08	25	Palmetto Packing	20361-07
9	Washer	52-07	26	Stuffing Nut	24601-08
10	Spring	39-17	27	Dome Shield	19058-02
11	Stem	36438-02	28	Key	1187-09
12	Wood Screw	1248-01	29	Swivel	23921-02
13	Seat Washer	465-07	30	Washer	456-07
14	Stem Guide	20836-08	31	Collar	39585-08
15	Body - R.H.	36412-02	32	"Y" Connection	36435-02
	Body - L.H.	36413-02	33	Stop S/A	13945-02
16	Washer	487-07			

no.	description	HB 15110
1	Bumper	63-07
2	Pedal - Cold	36434-02
	Pedal - Hot	36433-02
3	Set Screw	340-05
4	Cap	36436-02
5	Stud	36437-02
6	Stuffing Nut	36439-08
7	Packing	363-17
8	Stuffing Box Cap	36440-08
9	Cap Washer	52-07
10	Spring	39-17
11	Stem	36438-02
12	Wood Screw	1248-01
13	Seat Washer	465-07
14	Stem Guide	20836-08
15	Body - R.H.	36412-02
	Body - L.H.	36413-02
16	Washer	487-07
17	Ell	65415-02
18	Coupling Nut	24186-02
19	Stop Body	65414-02
20	Seat Washer Screw	159-17
21	Seat Washer	442-07
22	Stem w/washer & Screw	19224-08
23	Cap Washer	126-07
24	Cap	1348-12
25	Palmetto Packing	20361-07
26	Packing Nut	24601-08
27	Dome Shield	19058-02
28	Loose Key	1187-09
29	Washer	456-07
30	Collar	39585-08
31	"Y" Connection	36435-02






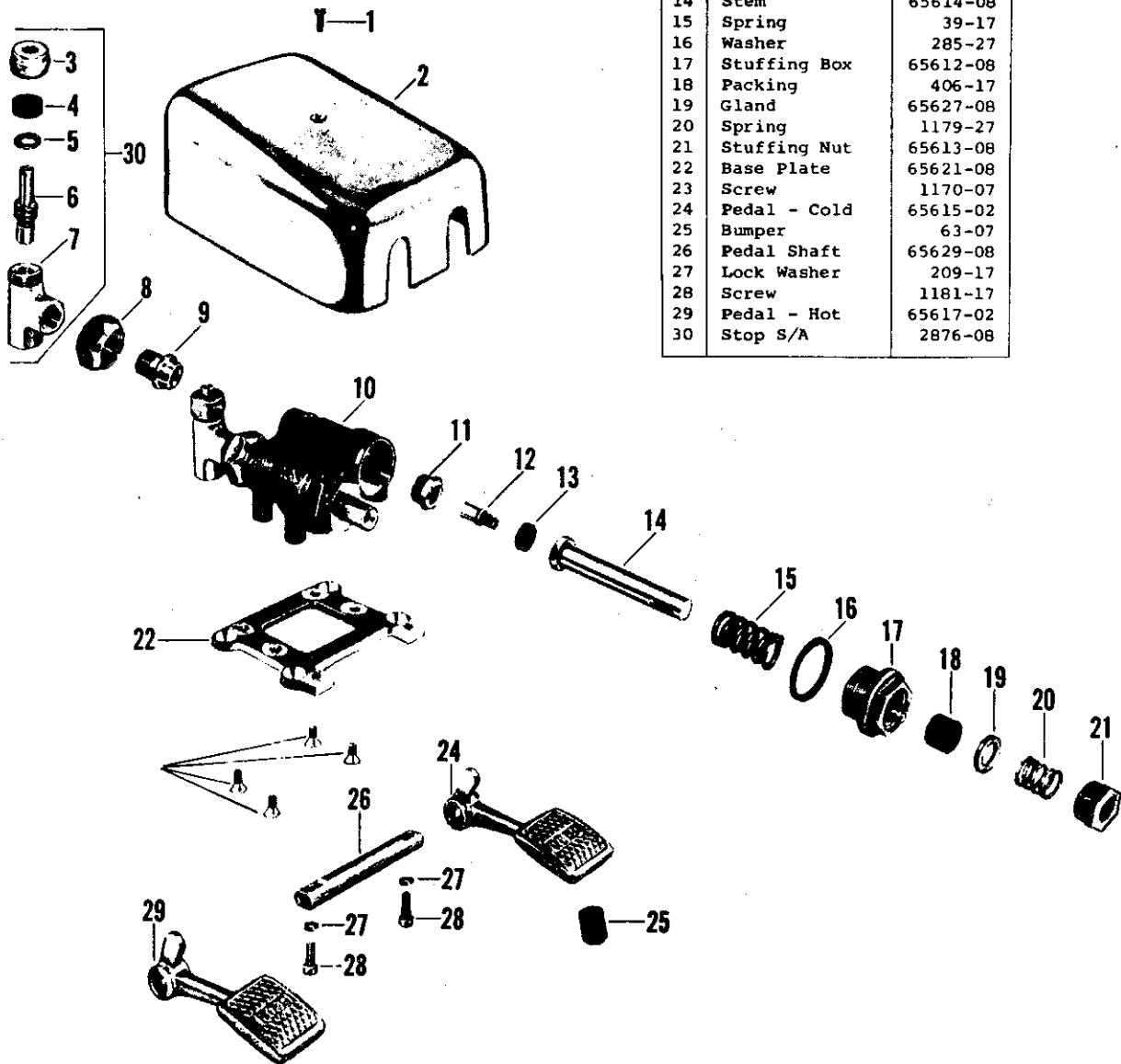
no.	description	HB 15096-R	HB 15096-L
1	Bumper	63-07	63-07
2	Pedal - Cold	-	36434-02
	Pedal - Hot	36433-02	-
3	Set Screw	340-05	340-05
4	Cap	36436-02	36436-02
5	Stud	36437-02	36437-02
6	Stuffing Nut	36439-08	36439-08
7	Packing	363-17	363-17
8	Stuffing Box Cap	36440-08	36440-08
9	Cap Washer	52-07	52-07
10	Spring	39-17	39-17
11	Stem	36438-02	36438-02
12	Wood Screw	1248-01	1248-01
13	Seat Washer	465-07	465-07
14	Stem Guide	20836-08	20836-08
15	Body	36412-02	-
	Body	-	36413-02
16	Swivel Ell	66046-02	66046-02
17	Swivel Nut	24186-02	24186-02

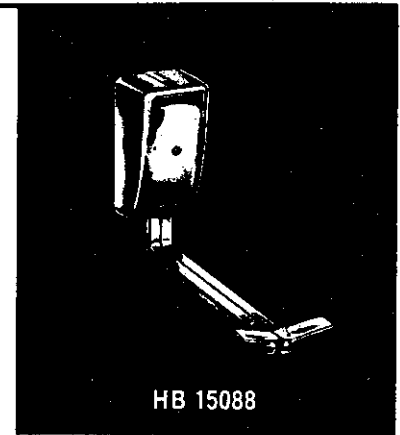
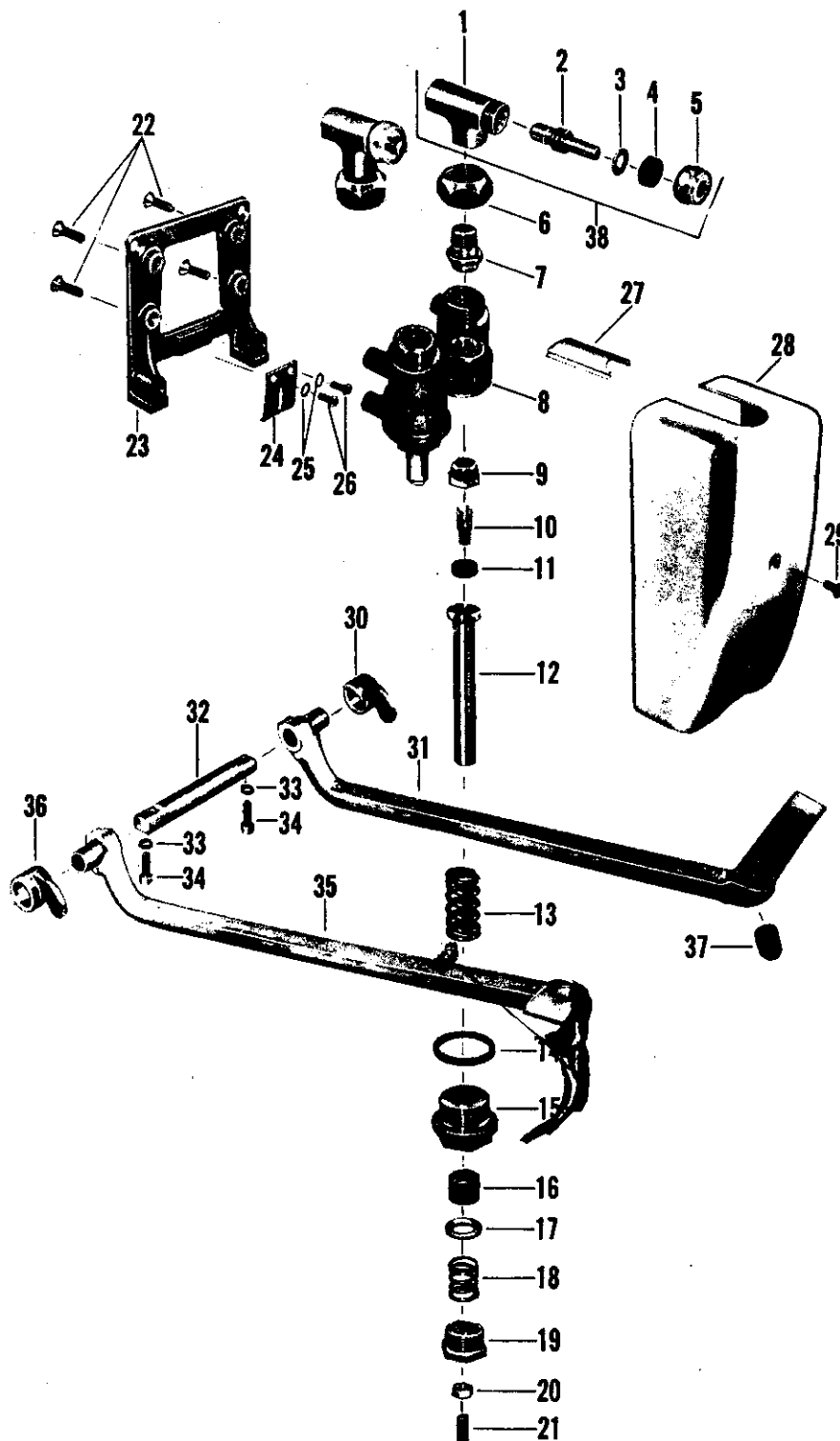


no.	description	HB 15093
1	Screw	889-11
2	Cover	1227-32
3	Cap	602-17
4	Packing	143-17
5	Washer	21393-08
6	Stem	54-37
7	Stop Body	604-18
8	Coupling Nut	24253-08
9	Swivel	23968-08
10	Body w/seat	8077-08
11	Seat	65626-04
12	Stem Guide	20836-08
13	Seat Washer	465-07
14	Stem	65614-08
15	Spring	39-17
16	Cap Washer	285-27
17	Stuffing Box Cap	65612-08
18	Packing	406-17
19	Gland	65627-08
20	Spring	1179-27
21	Stuffing Nut	65613-08
22	Pedal Shaft	65628-08
23	Screw	1181-17
24	Lock Washer	209-17
25	Pedal - Cold	65615-02
26	Bumper	63-07
27	Stop S/A	2876-08

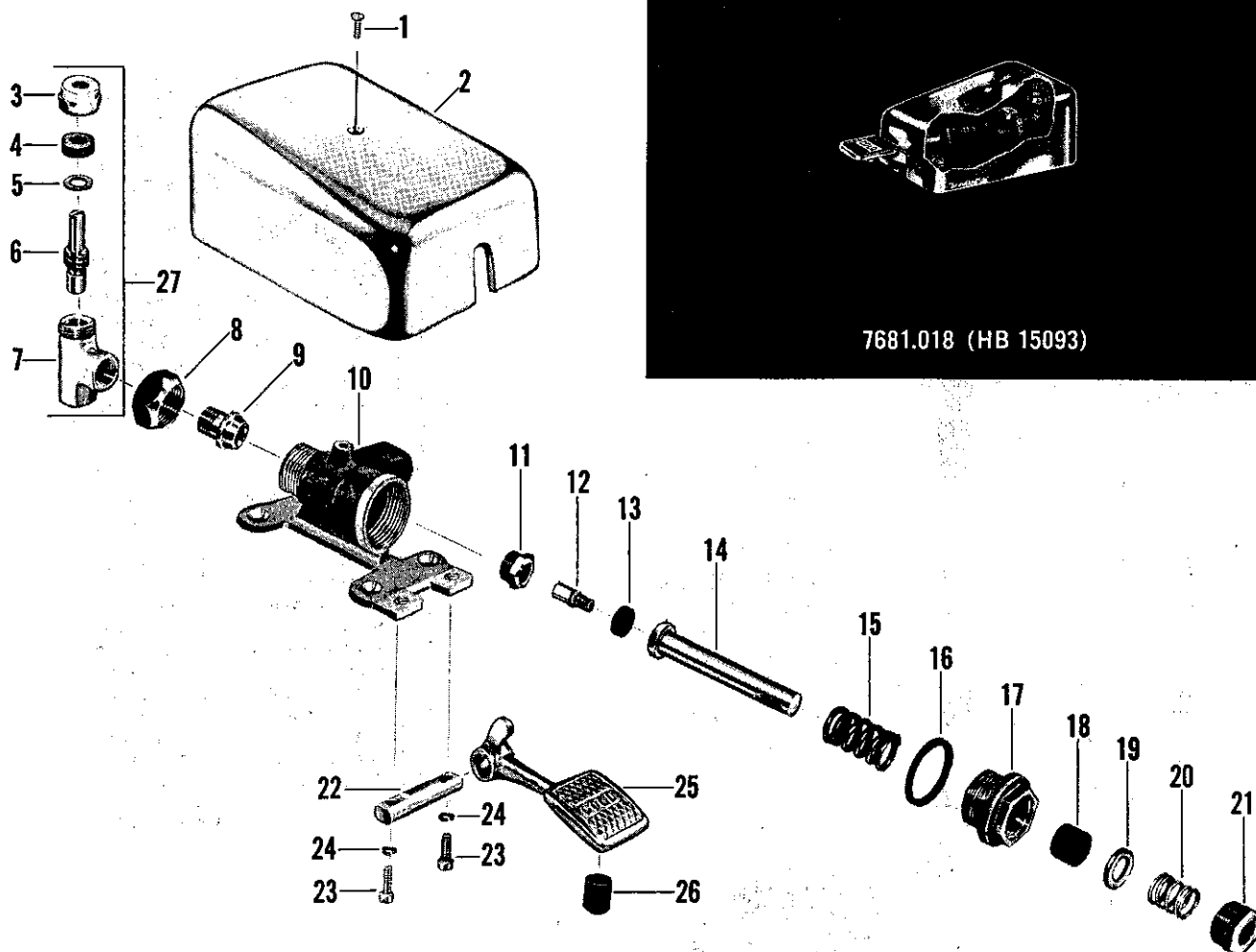


no.	description	HB 15091
1	Screw	852-11
2	Cover	1229-32
3	Cap	602-17
4	Packing	143-17
5	Washer	21393-08
6	Stem	54-37
7	Stop Body	604-18
8	Coupling Nut	24253-08
9	Swivel	23968-08
10	Body w/seats	8092-08
11	Seat	65626-04
12	Stem Guide	20836-08
13	Seat Washer	465-07
14	Stem	65614-08
15	Spring	39-17
16	Washer	285-27
17	Stuffing Box	65612-08
18	Packing	406-17
19	Gland	65627-08
20	Spring	1179-27
21	Stuffing Nut	65613-08
22	Base Plate	65621-08
23	Screw	1170-07
24	Pedal - Cold	65615-02
25	Bumper	63-07
26	Pedal Shaft	65629-08
27	Lock Washer	209-17
28	Screw	1181-17
29	Pedal - Hot	65617-02
30	Stop S/A	2876-08





no.	description	HB 15088
1	Stop Body	604-18
2	Stop Stem	54-37
3	Brass Washer	21393-08
4	Packing	143-17
5	Cap	602-17
6	Coupling Nut	24253-08
7	Swivel	23968-08
8	Body w/seats	8092-08
9	Seat	65626-04
10	Stem Guide	20836-08
11	Seat Washer	465-07
12	Stem	65183-08
13	Spring	25-27
14	Washer	285-27
15	Stuffing Box	65612-08
16	Packing	406-17
17	Packing Gland	65627-08
18	Spring	1179-27
19	Stuffing Nut	65613-08
20	Lock Nut	79-17
21	Adjusting Screw	87-17
22	Base Plate Screw	1393-07
23	Base Plate	1279-19
24	Pedal Spring	1241-17
25	Lock Washer	277-37
26	Screw	1068-17
27	Cover Plate	1247-12
28	Cover	1222-12
29	Cover Screw	690-31
30	Lever - R.H.	65181-08
31	Pedal w/bumper - "C"	1272-29
32	Pedal Shaft	65629-08
33	Lock Washer	209-17
34	Screw	1181-17
35	Pedal w/bumper - "H"	1273-19
36	Lever - L.H.	65182-08
37	Bumper	63-07
38	Stop S/A	2876-08

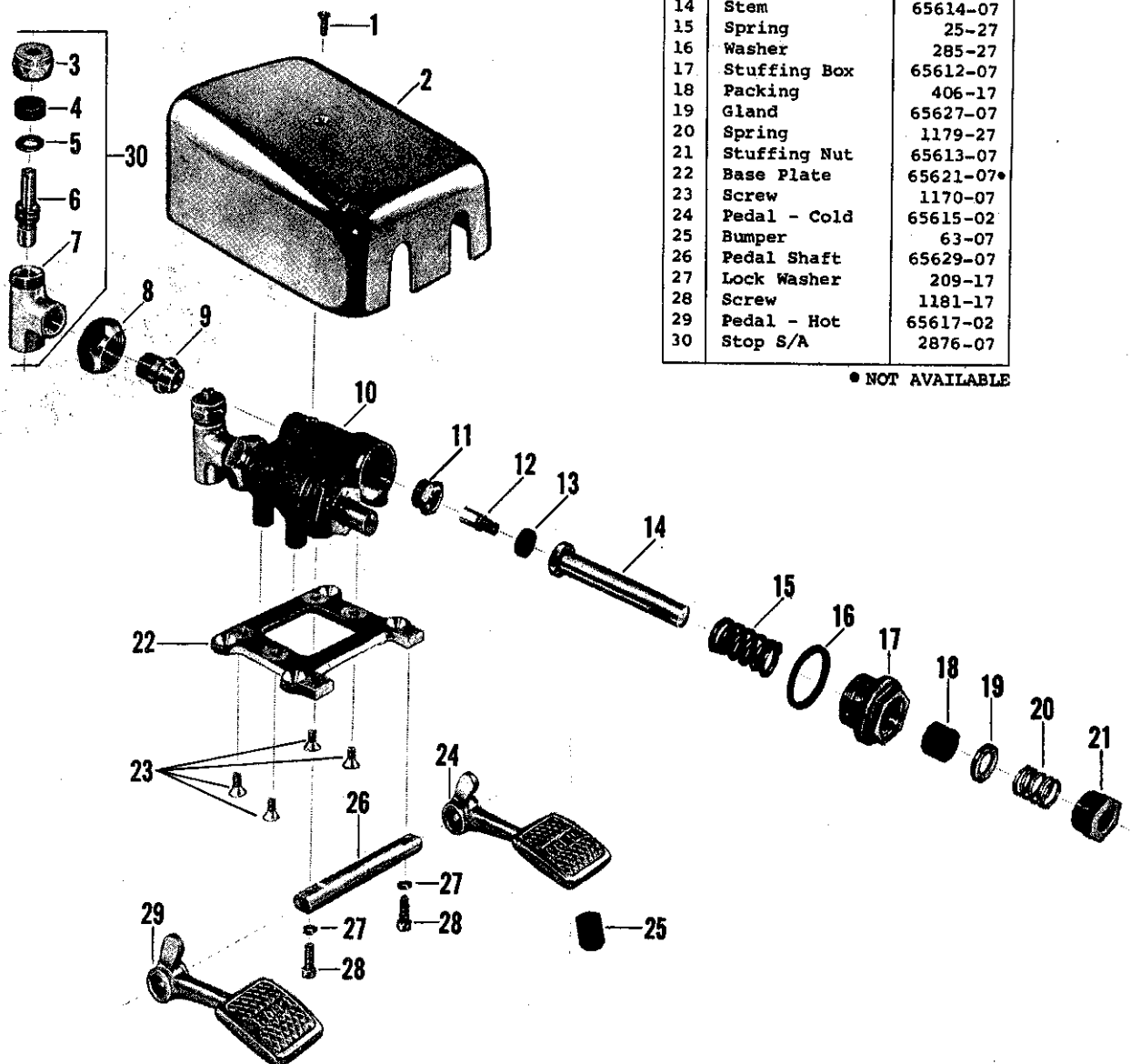


no.	description	HB 15093
1	Screw	889-11
2	Cover	1227-32
3	Cap	63761-07
4	Packing	143-17
5	Washer	63760-07
6	Stem	54-37
7	Stop Body	604-17*
8	Coupling Nut	24253-07
9	Swivel	23968-07
10	Body w/seat	8077-07*
11	Seat	65626-04
12	Stem Guide	20836-07
13	Seat Washer	465-07
14	Stem	65614-07
15	Spring	25-27
16	Cap Washer	285-27
17	Stuffing Box Cap	65612-07
18	Packing	406-17
19	Gland	65627-07
20	Spring	1179-27
21	Stuffing Nut	65613-07
22	Pedal Shaft	65628-07
23	Screw	1181-17
24	Lock Washer	209-17
25	Pedal - Cold	65615-02
26	Bumper	63-07
27	Stop S/A	2876-07

* NOT AVAILABLE

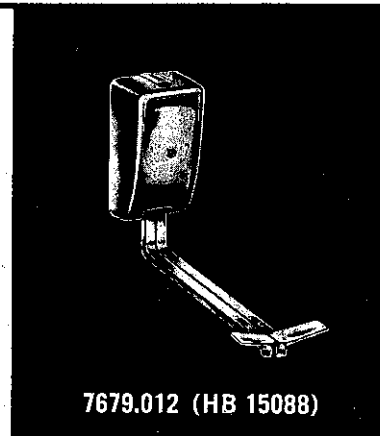
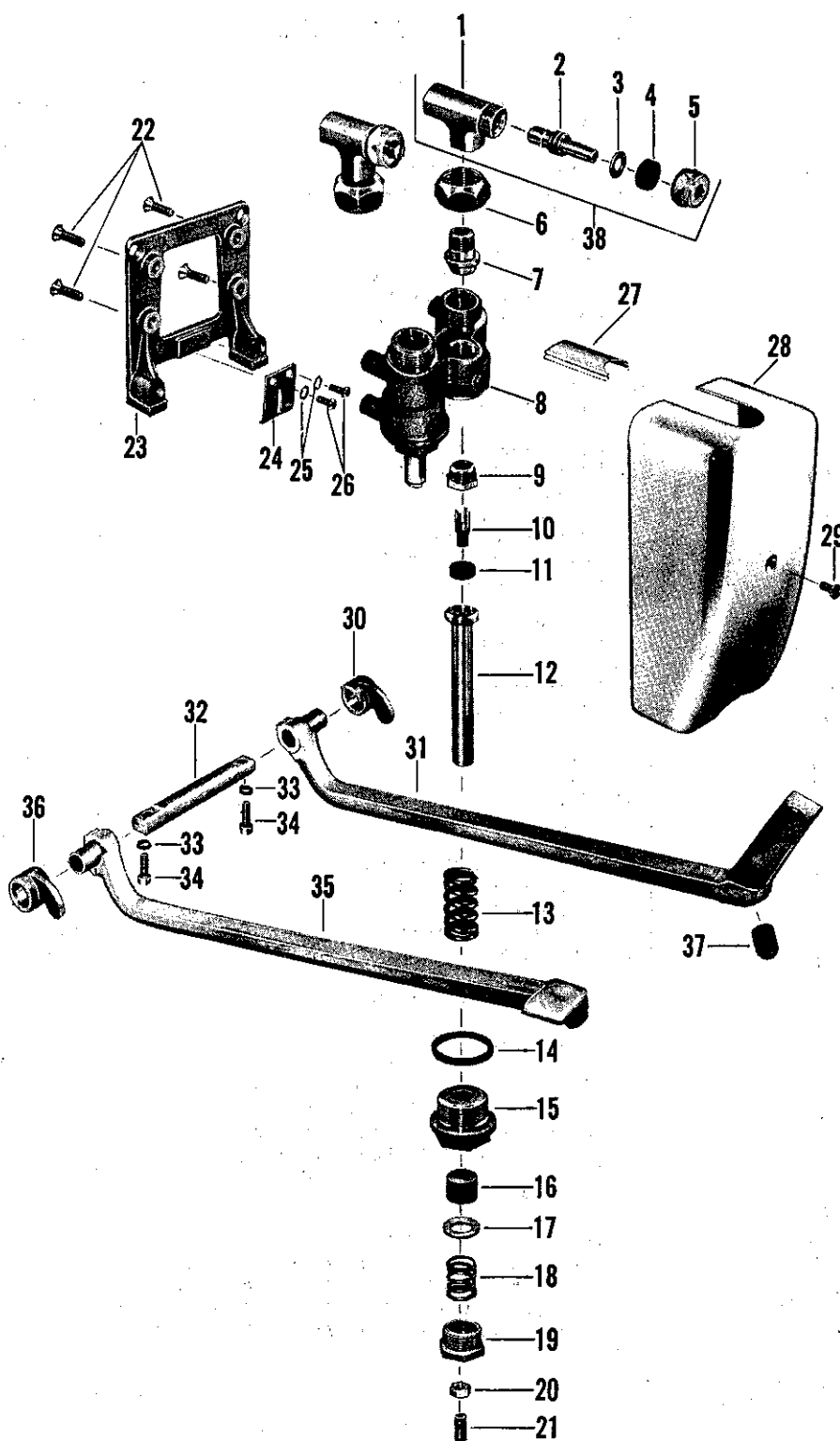


7680.010 (HB 15091)



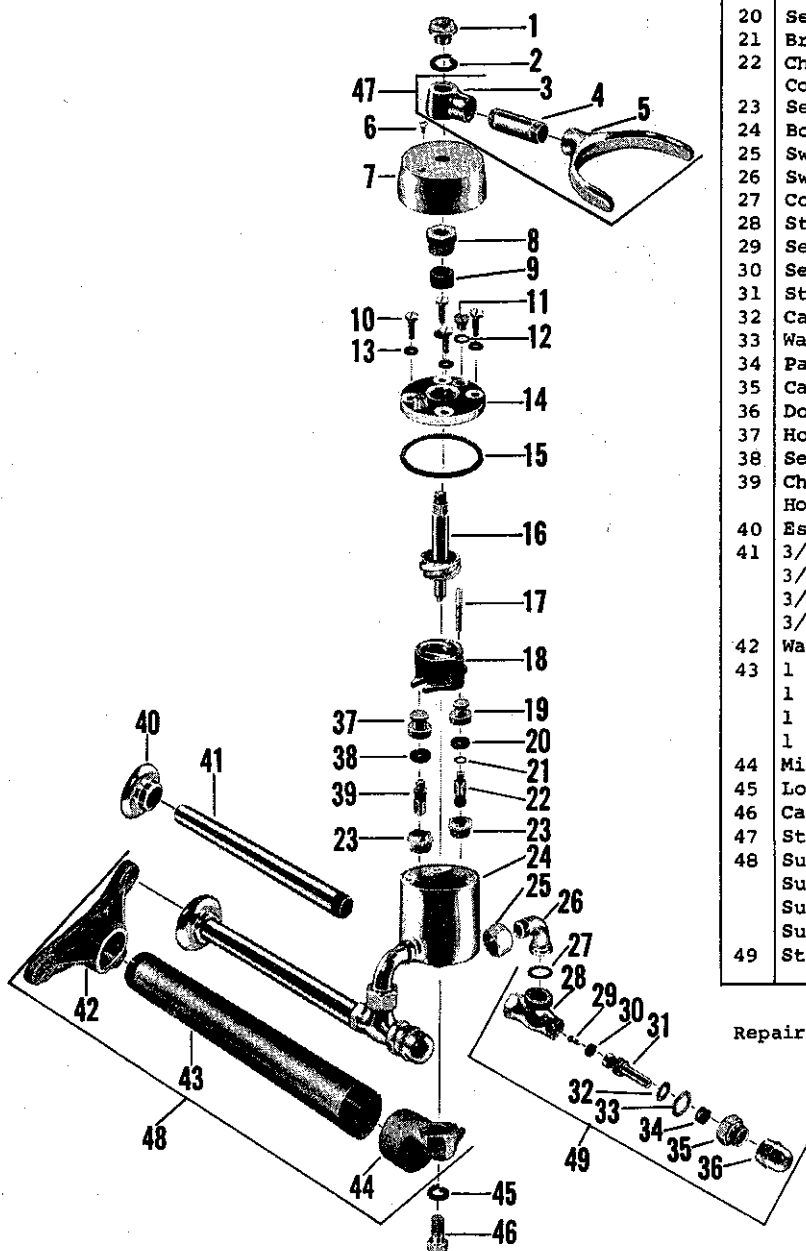
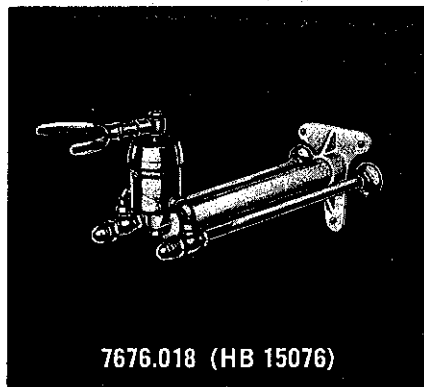
no.	description	HB 15091
1	Screw	852-11
2	Cover	1229-32
3	Cap	63761-07
4	Packing	143-17
5	Washer	63760-07
6	Stem	54-37
7	Stop Body	604-17*
8	Coupling Nut	24253-07
9	Swivel	23968-07
10	Body w/seats	8092-07*
11	Seat	65626-04
12	Stem Guide	20836-07
13	Seat Washer	465-07
14	Stem	65614-07
15	Spring	25-27
16	Washer	285-27
17	Stuffing Box	65612-07
18	Packing	406-17
19	Gland	65627-07
20	Spring	1179-27
21	Stuffing Nut	65613-07
22	Base Plate	65621-07*
23	Screw	1170-07
24	Pedal - Cold	65615-02
25	Bumper	63-07
26	Pedal Shaft	65629-07
27	Lock Washer	209-17
28	Screw	1181-17
29	Pedal - Hot	65617-02
30	Stop S/A	2876-07

* NOT AVAILABLE



no.	description	HB 15088
1	Stop Body	604-17•
2	Stop Stem	54-37
3	Brass Washer	63760-07
4	Packing	143-17
5	Cap	63761-07
6	Coupling Nut	24253-07
7	Swivel	23968-07
8	Body w/seats	8092-07•
9	Seat	65626-04
10	Stem Guide	20836-07
11	Seat Washer	465-07
12	Stem	65183-07
13	Spring	25-27
14	Washer	285-27
15	Stuffing Box	65612-07
16	Packing	406-17
17	Packing Gland	65627-07
18	Spring	1179-27
19	Stuffing Nut	65613-07
20	Lock Nut	79-17
21	Adjusting Screw	87-17
22	Base Plate Screw	1393-07
23	Base Plate	1279-19
24	Pedal Spring	1241-17
25	Lock Washer	277-37
26	Screw	1068-17
27	Cover Plate	1247-12
28	Cover	1222-12
29	Cover Screw	690-31
30	Lever - R.H.	65181-07
31	Pedal w/bumper - "C"	1272-291
32	Pedal Shaft	65629-07
33	Lock Washer	209-17
34	Screw	1181-17
35	Pedal w/bumper - "H"	1273-193
36	Lever - L.H.	65182-07
37	Bumper	63-07
38	Stop S/A	2876-07


• NOT AVAILABLE



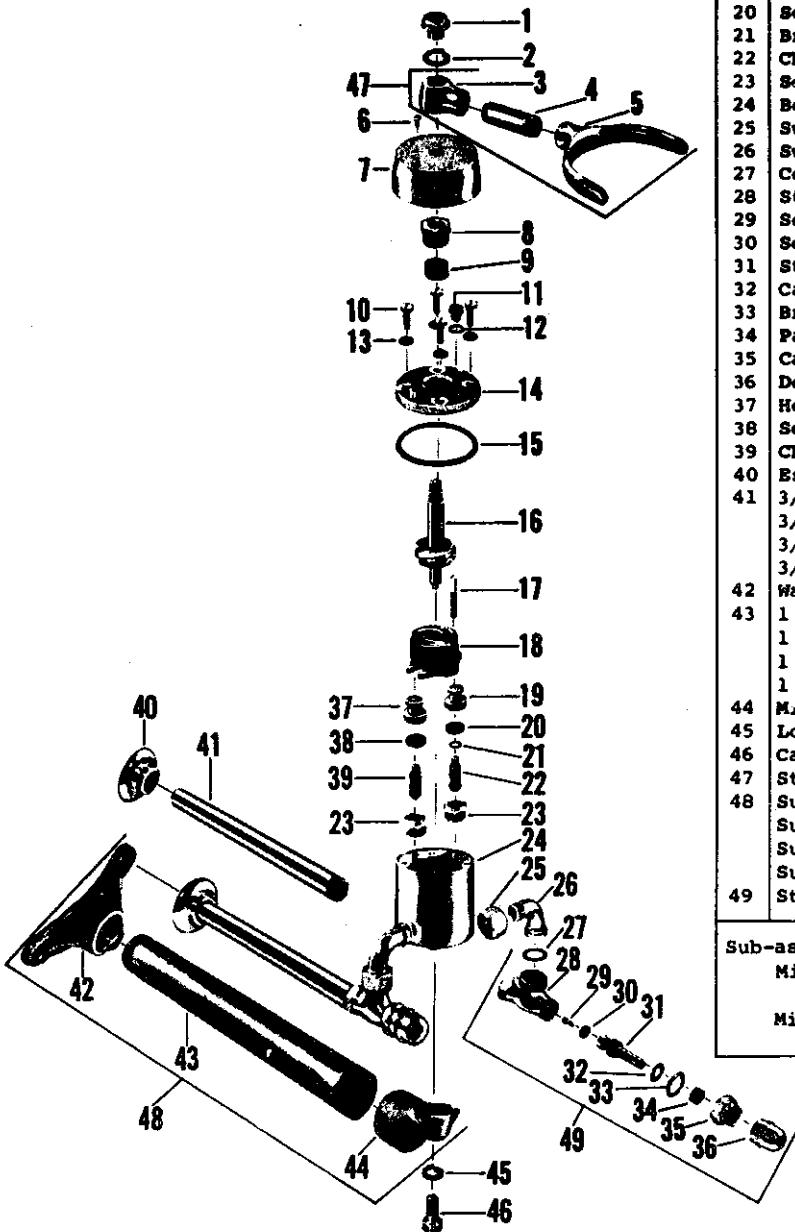
no.	description	HB 15076
1	Handle Nut	65397-02
2	Lock Washer	253-09
3	Handle Part	65400-02
4	Pipe	41048-02
5	Stirrup	37664-02
6	Dial Plate Screw	1173-31
7	Dial Plate - Specify Plain	923-124
8	Packing Nut	65497-07
9	Packing	387-07
10	Cap Screw	153-07
11	Regulating Screw Cap	21121-07
12	Washer for Screw Cap	1325-07
13	Washer for Cap Screw	1326-07
14	Cap	65524-07
15	Cap Washer	998-07
16	Stem	65659-02
17	Regulating Screw	1147-07
18	Yoke	65660-07
19	Cold Water Seat Washer Holder	65662-07
20	Seat Washer - Cold	475-27
21	Brass Washer	65666-07
22	Choke - Cold	27275-07
23	Cold Water Increase	65771-07
24	Seat - Hot or Cold	65664-04
25	Body w/seats	8090-02*
26	Swivel Nut	24290-02
27	Swivel Ell	65547-02
28	Coupling Washer	1069-07
29	Stop Body	65544-02
30	Seat Washer Screw	169-07
31	Seat Washer	441-07
32	Stem w/washer & Screw	31348-07
33	Cap Washer	1863-07
34	Washer	21625-07
35	Packing	1311-07
36	Cap	65546-02
37	Dome Shield	19058-02
38	Hot Seat Washer Holder	65663-07
39	Seat Washer - Hot	44-17
40	Choke - Hot	65661-07
41	Hot Water Decrease	65770-07
42	Escutcheon w/screw	63379-02
43	3/8" x 15 3/4" Pipe	43753-02
44	3/8" x 17 1/2" Pipe	43751-02
45	3/8" x 20" Pipe	43752-02
46	3/8" x 25 5/8" Pipe	43737-02*
47	Wall Bracket - Unpainted	65990-07
48	1 1/4" x 11 1/4" Black Iron Pipe	40573-07*
49	1 1/4" x 13 1/4" Black Iron Pipe	40571-07*
	1 1/4" x 15 3/4" Black Iron Pipe	40572-07*
	1 1/4" x 21 1/4" Black Iron Pipe	40574-07*
	Mixer Bracket - Unpainted	65991-07
	Lock Washer	434-09
	Cap Screw	65304-09
	Stirrup Handle S/A	11781-02
	Support S/A w/11 1/4" Pipe - Painted White	11849-09*
	Support S/A w/13 1/4" Pipe - Painted White	11804-09*
	Support S/A w/15 3/4" Pipe - Painted White	11803-09
	Support S/A w/21 1/4" Pipe - Painted White	11805-09
	Stop S/A	11539-02

* NOT AVAILABLE

Repair Kit parts 8 thru 13, 15 thru 23 &
parts 37,38,39 - #12980-09



HB 15076

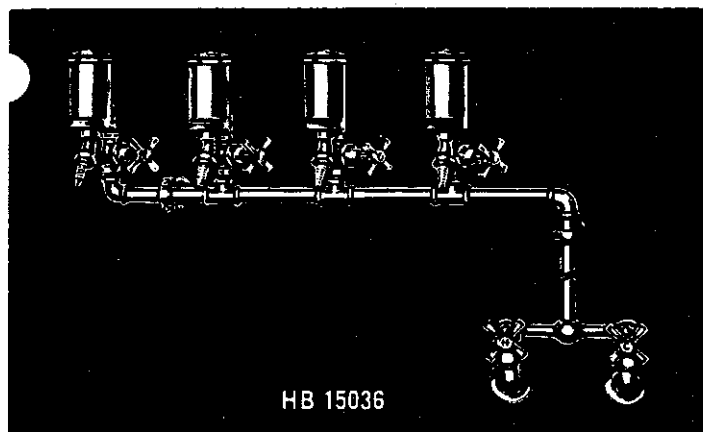


No.	Description	HB 1507
1	Handle Nut	65397-02
2	Lock Washer	253-09
3	Handle Part	65400-02
4	Pipe	41048-02
5	Stirrup	37664-02
6	Dial Plate Screw	1173-31
7	Dial Plate - Specify Plain	923-12
8	Packing Nut	65497-08
9	Packing	387-07
10	Cap Screw	153-07
11	Regulating Screw Cap	21121-08
12	Washer for Screw Cap	1325-07
13	Washer for Cap Screw	1326-07
14	Cap	65524-08
15	Cap Washer	998-07
16	Stem	65659-02
17	Regulating Screw	1147-07
18	Yoke	65660-08
19	Cold Water Seat Washer Holder	65662-08
20	Seat Washer - Cold	475-27
21	Brass Washer	65666-08
22	Choke - Cold	27275-08
23	Seat - Hot or Cold	65664-04
24	Body w/seats	8090-02
25	Swivel Nut	24290-02
26	Swivel Ell	65547-02
27	Coupling Washer	1069-07
28	Stop Body	65544-02
29	Seat Washer Screw	159-17
30	Seat Washer	441-07
31	Stem w/washer & Screw	65545-08
32	Cap Washer	125-07
33	Brass Washer	21625-07
34	Packing	1311-07
35	Cap	65546-02
36	Dome Shield	19058-02
37	Hot Seat Washer Holder	65663-08
38	Seat Washer - Hot	44-17
39	Choke - Hot	65661-08
40	Escutcheon w/screw	20385-02
41	3/8" x 15 3/4" Pipe	43753-04
	3/8" x 17 1/2" Pipe	43751-04
	3/8" x 20" Pipe	43752-04
	3/8" x 25 5/8" Pipe	43737-04
42	Wall Bracket - Unpainted	65990-08
43	1 1/4" x 11 1/4" Black Iron Pipe	40573-08
	1 1/4" x 13 1/4" Black Iron Pipe	40571-08
	1 1/4" x 15 3/4" Black Iron Pipe	40572-08
	1 1/4" x 21 1/4" Black Iron Pipe	40574-08
44	Mixer Bracket - Unpainted	65991-08
45	Lock Washer	434-09
46	Cap Screw	65304-02
47	Stirrup Handle S/A	11781-02
48	Support S/A w/11 1/4" Pipe - Painted White	11849-09
	Support S/A w/13 1/4" Pipe - Painted White	11804-09
	Support S/A w/15 3/4" Pipe - Painted White	11803-09
	Support S/A w/21 1/4" Pipe - Painted White	11805-09
49	Stop S/A	11539-02

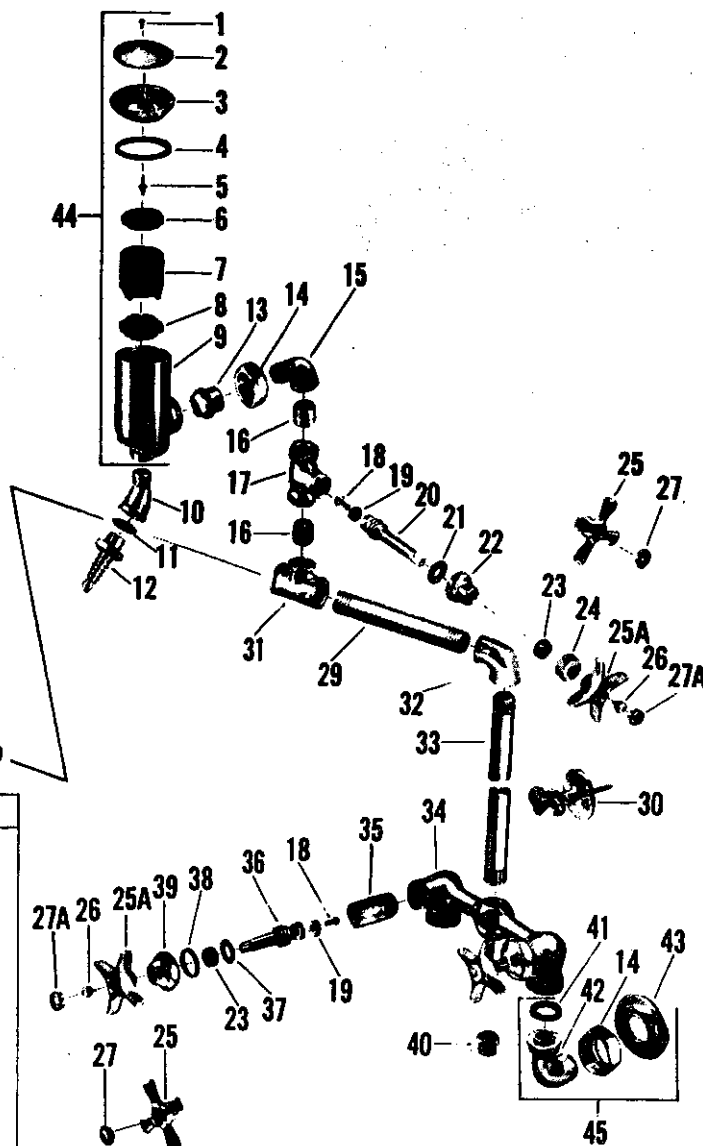
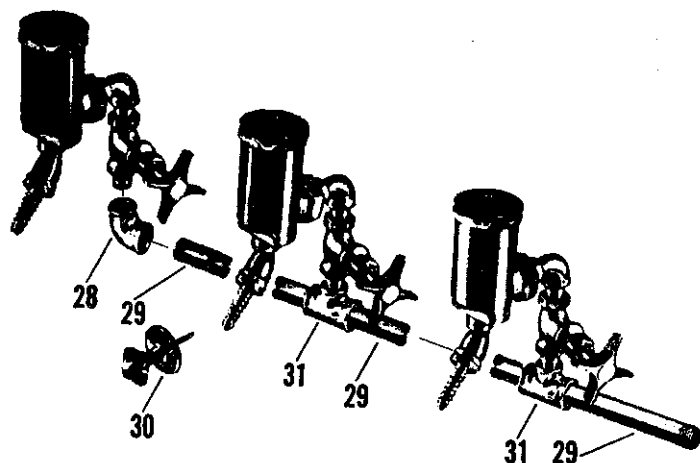
Sub-assemblies -

Mixer & Stirrup S/A - (Parts 1 thru 27 and Parts 37
-38-39-45 & 46) - #11541-02

Mixer S/A - (Parts 1-2-6 thru 27 and Parts 37-38-39
-45 & 46) - #8091-02

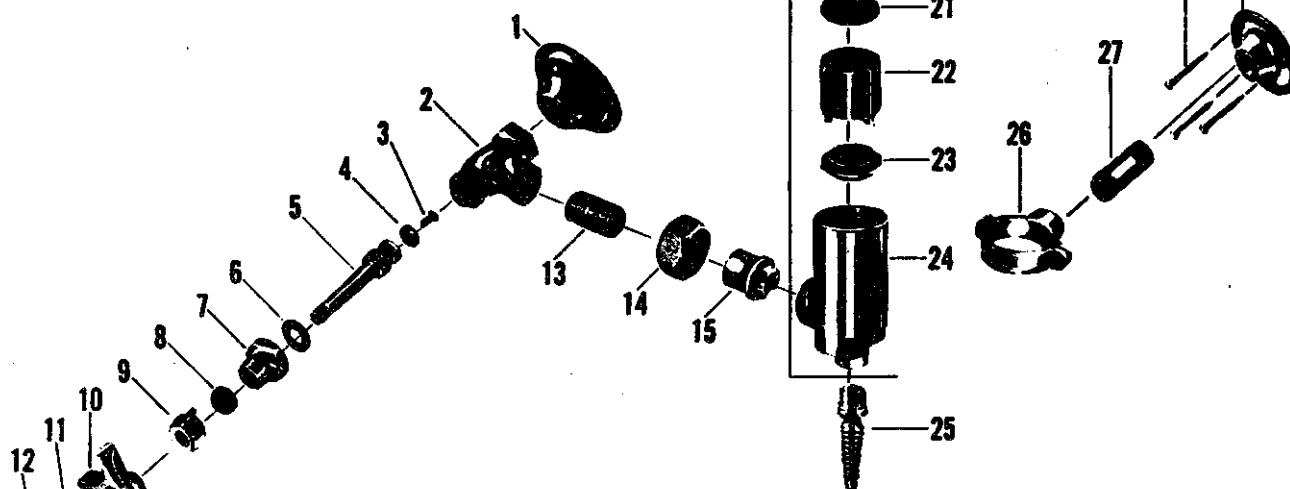
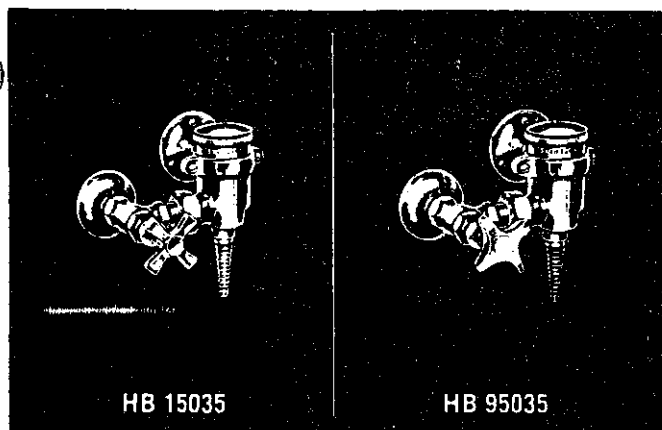


HB 15036



no.	description	HB 15036	HB 95036
1	Screw	1786-01	1786-01
2	Shield	65501-02	65501-02
3	Cap	66059-02	66059-02
4	Cap Washer	86-17	86-17
5	Guide Screw	403-17	403-17
6	Seat Washer	85-17	85-17
7	Float	368-17	368-17
8	Float Disc	367-17	367-17
9	Vacuum Breaker Body	66042-02	66042-02
10	3/8" - 45° Street Ell	27612-02	27612-02
11	Washer	1324-07	1324-07
12	Hose Connection	20415-02	20415-02
13	Swivel	23976-02	23976-02
14	Swivel Nut	24186-02	24186-02
15	3/8" - 90° Street Ell	1473-02	1473-02
16	3/8" x 7/8" Long Pipe - 2 Thds.	40747-04	40747-04
17	Stop Body	92192-02	92192-02
18	Seat Washer Screw	159-17	159-17
19	Seat Washer	441-07	441-07
20	Stem w/washer & Screw	21670-02	21670-02
21	Cap Washer	125-07	125-07
22	Stuffing Box Cap	21423-04	21423-04
23	Stem Packing	1311-07	1311-07
24	Stuffing Nut	25015-02	25015-02
25	Handle	1254-12	-
25A	Handle	-	25659-02
26	Handle Screw	264-17	264-17
27	Button - Specify Plain	1255-12	-
27A	Button - Specify Plain	-	55906-02
28	3/8" x 1/2" Ell	1490-02	1490-02
29	1/2" x 4 7/8" Pipe - 2 Thds.	38816-02	38816-02
30	Pipe Holder	11344-02	11344-02
31	1/2" x 1/2" x 3/8" S.P.S. Tee	1321-22	1321-22

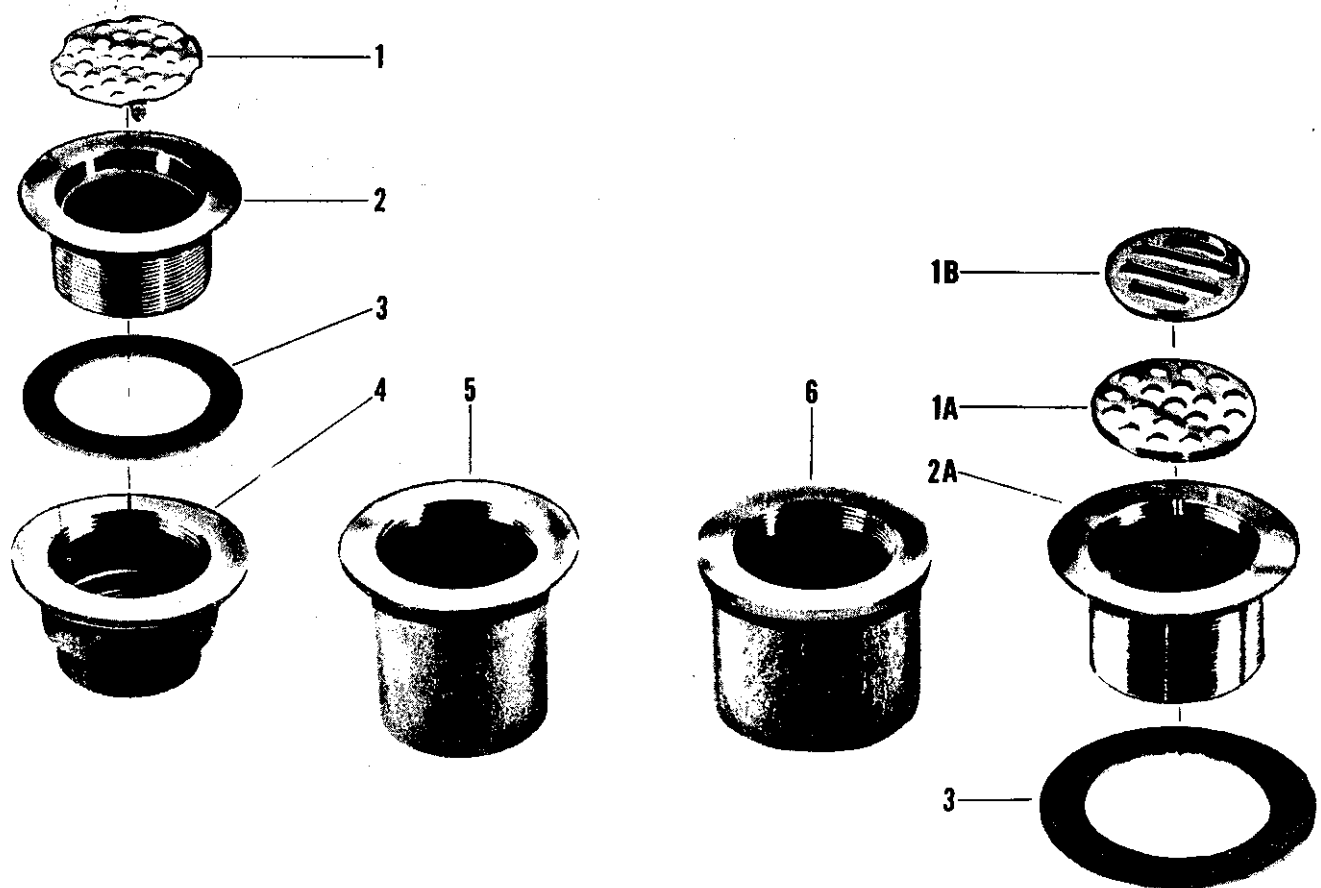

no.	description	HB 15036	HB 95036
32	1/2" S.P.S. 90° Ell	1465-02	1465-02
33	1/2" x 1 1/4" Pipe - 2 Thds.	43144-02	43144-02
34	Valve Body	27283-02	27382-02
35	Re-Nu Sleeve	20336-08	20336-08
36	Stem w/washer & Screw	20731-02	20731-02
37	Brass Washer	21625-08	21625-08
38	Cap Washer	1044-07	1044-07
39	Cap	21437-02	21437-02
40	Plug	382-22	382-22
41	Coupling Washer	456-07	456-07
42	Ell	23969-02	23969-02
43	Flange	31671-02	31671-02
44	Vacuum Breaker S/A	11941-02	11941-02
45	Supply Ell S/A	15346-02	15346-02




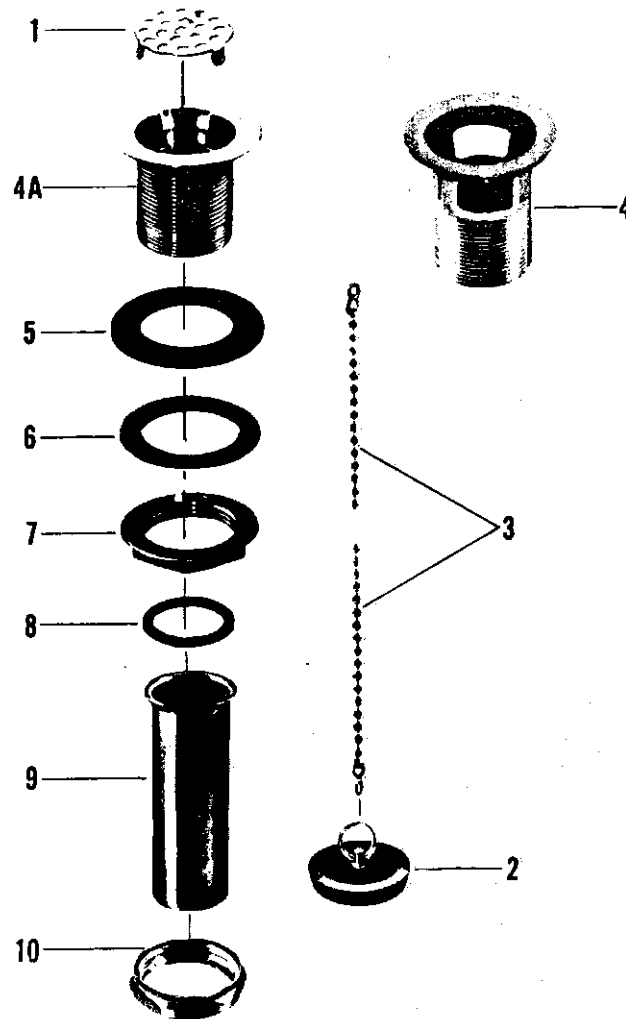
no.	description	HB 15035	HB 95035
1	Escutcheon w/set Screw	32161-02	32161-02
2	Stop Body	19731-02	19731-02
3	Seat Washer Screw	159-17	159-17
4	Seat Washer	441-07	441-07
5	Stem w/washer	21670-02	21670-02
6	Cap Washer	125-07	125-07
7	Stuffing Box Cap	21423-04	21423-04
8	Stem Packing	1311-07	1311-07
9	Stuffing Nut	25015-02	25015-02
10	Handle	-	25659-02
10A	Handle	1254-12	-
11	Screw w/lock Washer	264-17	264-17
12	Button - Specify Plain	-	55906-02
12A	Button - Specify Plain	1255-12	-
13	3/8" Close Nipple	41222-08	41222-08
14	Swivel Nut	24186-02	24186-02
15	Swivel	23976-02	23976-02
16	Screw	1786-01	1786-01
17	Shield	65501-02	65501-02
18	Cap	66059-02	66059-02
19	Cap Washer	86-17	86-17
20	Guide Screw	403-17	403-17
21	Seat Washer	85-17	85-17
22	Float	368-17	368-17
23	Float Disc	367-17	367-17
24	Vacuum Breaker Body	66042-02	66042-02
25	Hose Connection	347-22	347-22
26	Pipe Holder w/screws	36627-02	36627-02
27	1/2" x 1" Pipe - 2 Thds.	38647-02	38647-02
28	Wood Screw	1129-01	1129-01
29	Flange	31797-02	31797-02
30	Vacuum Breaker S/A	11941-02	11941-02

Drain Plugs

KISSLER & CO., INC.



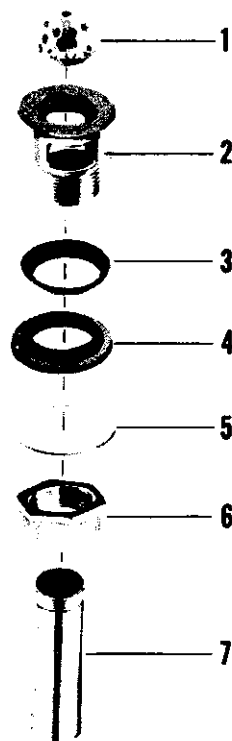
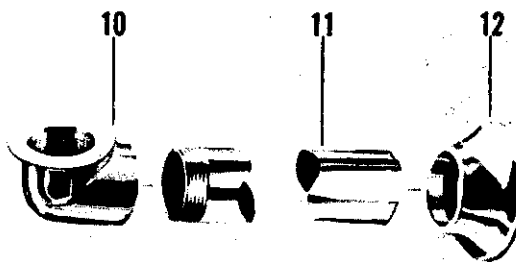
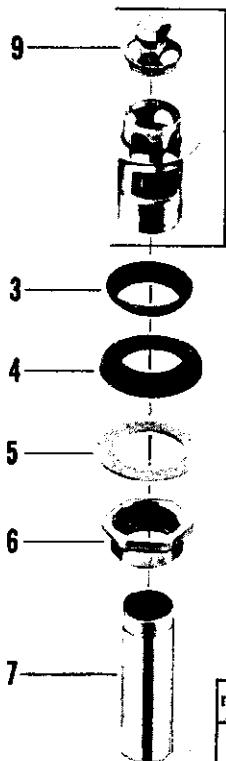
no.	description	HB 15569	HB 15569-A	HB 15569-E	HB 15585	HB 15585-A	HB 15585-B
1	Strainer Grid	-	28074-02	-	28074-02	28074-02	28074-02
1A	Strainer Grid	28117-02	-	-	-	-	-
1B	Strainer Grid	-	-	65259-02	-	-	-
2	Strainer Plug	-	28148-02	-	28148-02	28148-02	28148-02
2A	Strainer Plug	28121-02	-	-	-	-	-
2B	Strainer Plug	-	-	65260-02	-	-	-
3	Washer	-	1215-07	1215-07	1215-17	1215-07	1215-07
3A	Washer	36-07	-	-	-	-	-
4	2" Pipe Socket	-	-	-	-	28289-08	-
5	2" Caulk Socket	-	-	-	-	-	28290-08
6	3" Pipe Socket	-	-	-	65388-08	-	-



no.	description	HB 15570	HB 15570-B	HB 15573	HB 15573-A	HB 15573-B
1	Strainer Grid	28073-02	-	28073-02	-	-
2	Rubber Stopper w/ring	-	14160-02	-	14160-02	14160-02
3	Chain w/couplings	-	1133-12	-	-	1133-12
4	Strainer Plug	28143-02	28143-02	-	-	-
4A	Strainer Plug	-	-	28049-02	28049-02	28049-02
5	Washer	37-17	37-17	37-17	37-17	37-17
6	Friction Washer	20645-09	20645-09	20645-09	20645-09	20645-09
7	Lock Nut	24449-08	24449-08	24449-08	24449-08	24449-08
8	Coupling Washer	5-07	5-07	5-07	5-07	5-07
9	Tailpiece	23922-04	23922-04	23922-04	23922-04	23922-04
10	Coupling Nut	628-12	628-12	628-12	628-12	628-12


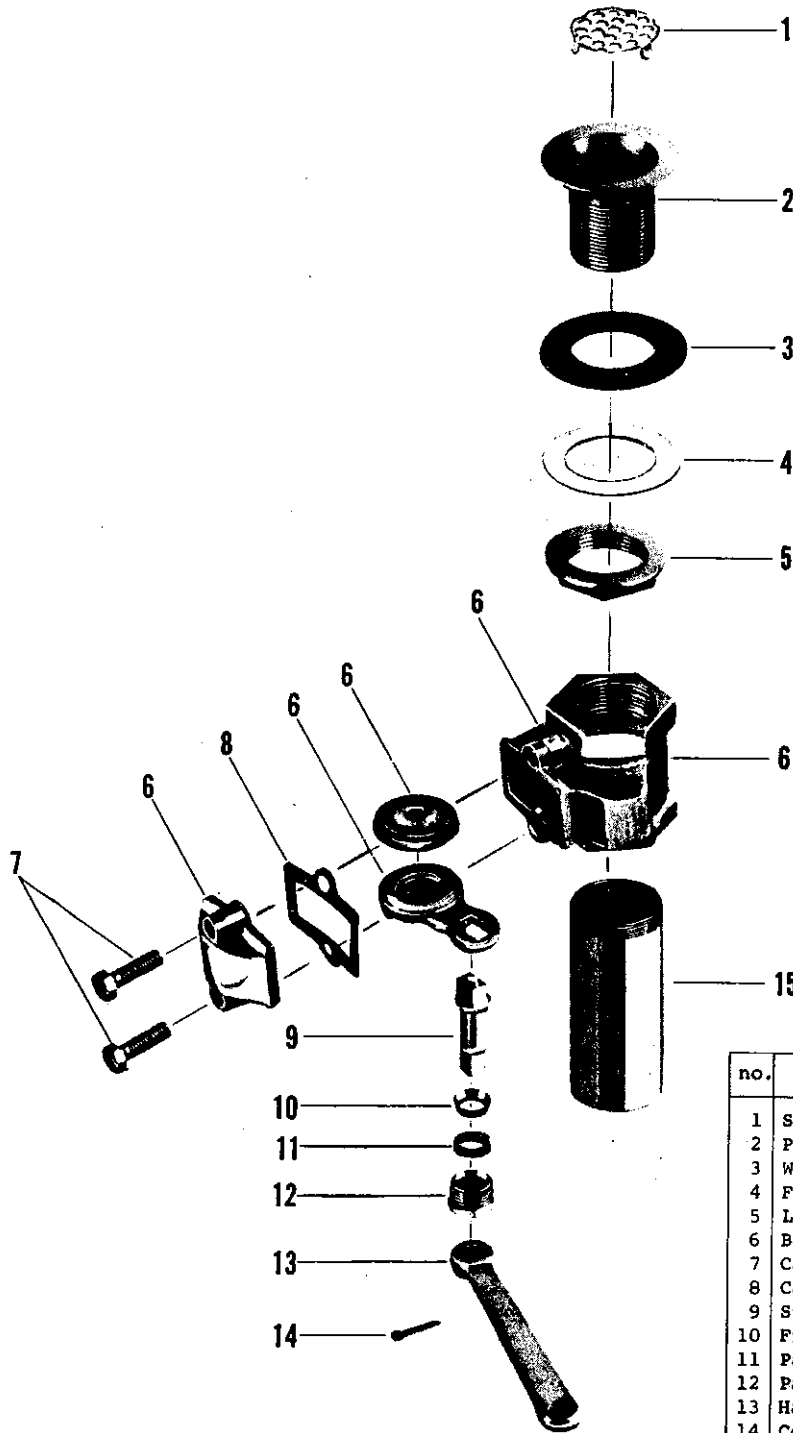


HB 15575




no.	description	HB 15574	HB 15575	HB 15577-B
1	Beehive Strainer	-	-	28052-02
2	Outlet Plug	-	-	28243-02
3	Flange Washer	1106-17	1106-17	1106-07
4	Plug Washer	1037-17	1037-17	1037-17
5	Friction Washer	427-17	427-17	427-17
6	Socket - 1 1/4"	-	28276-02	28276-02
	Socket - 1 1/2"	-	28275-02	28275-02
7	1 1/4" Tailpiece	-	39147-04	39147-04
	1 1/2" Tailpiece	-	39205-04	39205-04
8	Outlet Plug w/stopper, Guide Tube and Pin *	4857-02	4857-02	-
9	Stopper	28206-02	28206-02	-
10	Plug Ell	26923-02	-	-
11	Outlet Pipe for up to 2" Wall	38842-02	-	-
	for 2" to 3" Wall	44106-02	-	-
	for 3" to 4" Wall	44107-02	-	-
	for 4" to 5" Wall	44108-02	-	-
	for 5" to 6" Wall	44109-02	-	-
	for 6" to 7" Wall	44110-02	-	-
	for 7" to 8" Wall	44111-02	-	-
	for 8" to 9" Wall	44112-02	-	-
12	Wall Flange w/screw	32171-02	-	-

*Note - Outlet Plug, Guide Tube or Pin not available separately.

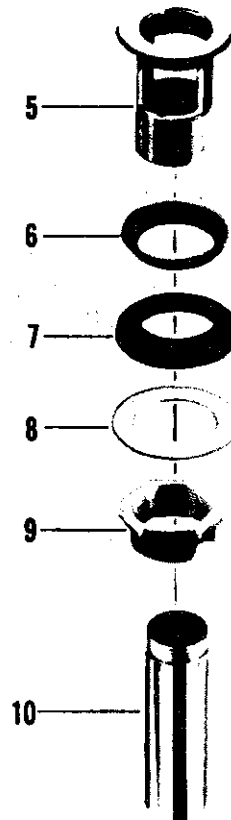
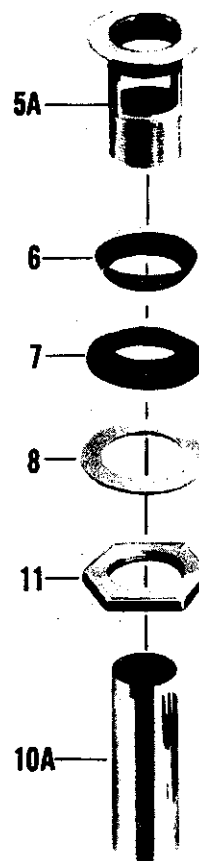
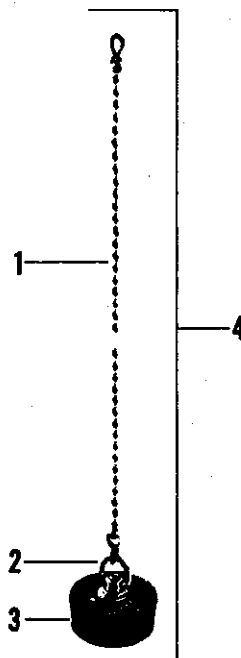
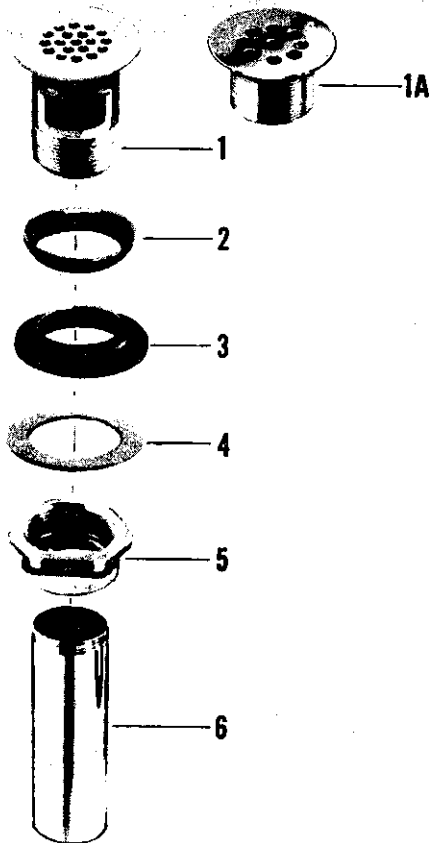


no.	description	HB 15576
1	Strainer Grate	28073-02
2	Plug	28096-02
3	Washer	37-17
4	Friction Washer	20645-09
5	Lock Nut	24449-08
6	Body, Cap & Disc S/A *	9681-02
7	Cap Screw	37847-02
8	Cap Washer	21846-08
9	Stem	37850-02
10	Friction Ring	37853-08
11	Packing	398-07
12	Packing Nut	37849-02
13	Handle	37848-02
14	Cotter Pin	431-05
15	Tailpiece	42708-02
Sub-assembly - Gate Valve S/A - (Parts 6 thru 14) - #9742-02		

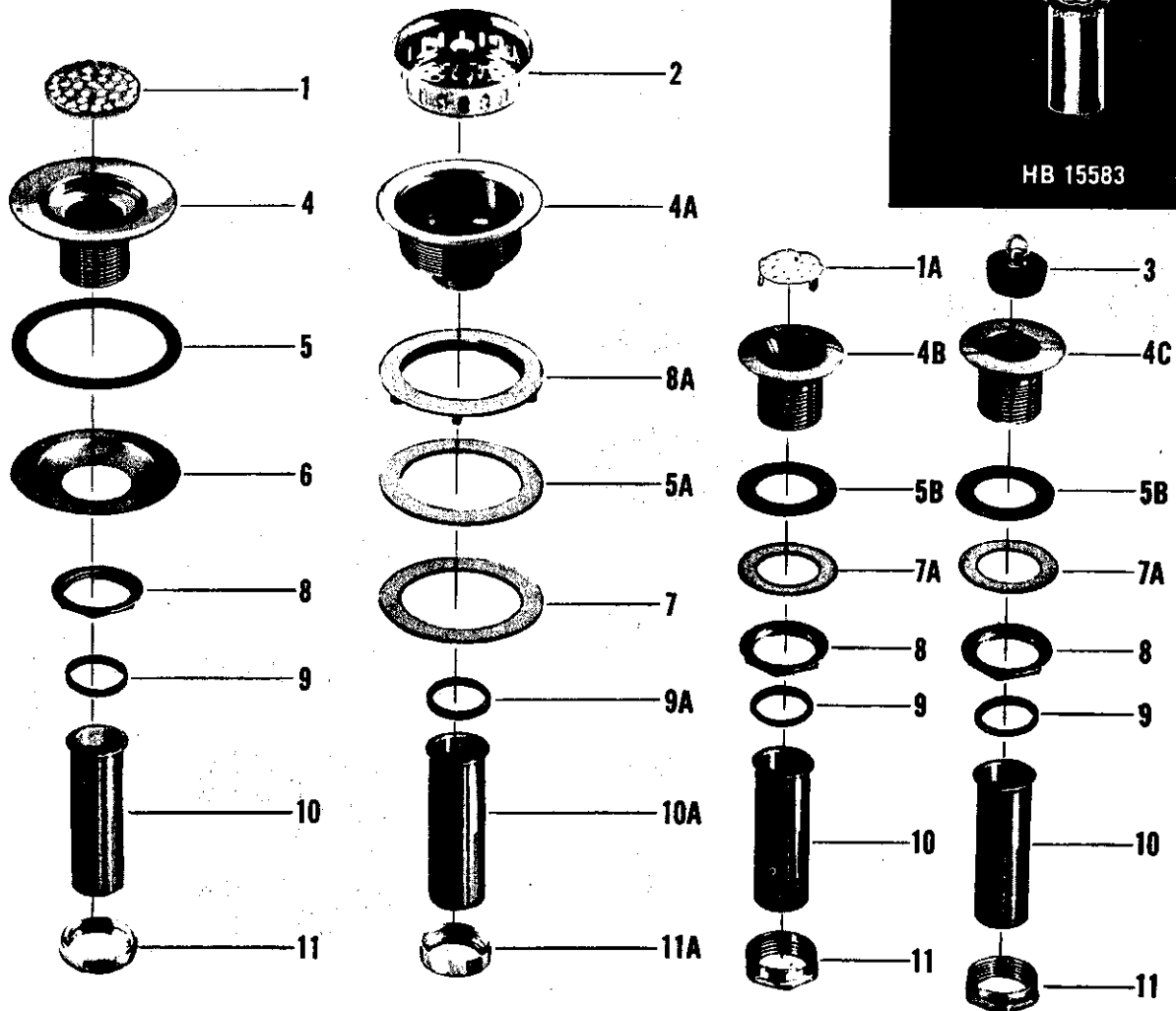
* Body, Cap & Discs are individually fitted and are not available separately.



no.	Description	HB 15577	HB 15577-T	HB 15578
1	Plug	28031-02	28031-02	-
1A	Plug	-	-	28084-02
2	Flange Washer	1106-17	1106-17	-
3	Plug Washer	1037-17	1037-17	1037-17
4	Friction Washer	427-17	427-17	427-17
5	Socket - 1 1/4"	28276-02	28276-02	28276-02
	Socket - 1 1/2"	28275-02	-	28275-02
6	1 1/4" Tailpiece - 3 3/4" Long	39147-04	39147-04	39147-04
	1 1/4" Tailpiece - 6 3/4" Long	-	25132-02	-
	1 1/2" Tailpiece - 3 3/4" Long	39205-04	-	39205-04
	1 1/2" Tailpiece - 10" Long	39217-04	-	-



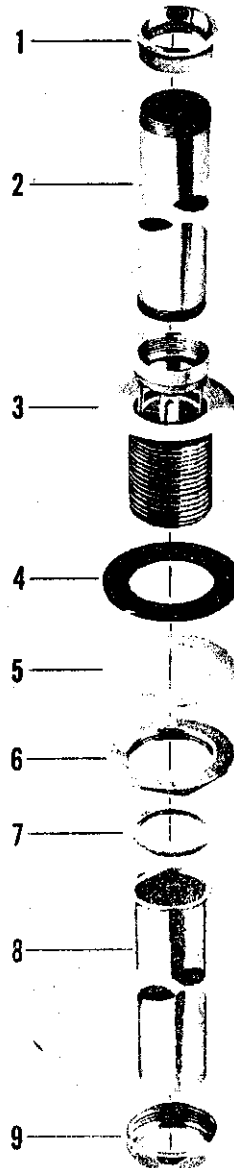

no.	Description	HB 15577-A (R 2522 Type)	HB 15577-A (N 2522 Type)
1	Chain w/couplings	270-22	270-22
2	Link	1128-22	1128-22
3	Rubber Stopper	1012-12	1012-12
4	Chain & Stopper S/A	15097-02	15097-02
5	Outlet Plug	28039-02	-
5A	Outlet Plug	-	63462-02
6	Flange Washer	1106-17	1106-17
7	Plug Gasket	1037-17	1037-17
8	Friction Washer	427-17	427-17
9	Socket - 1 1/4"	28276-02	-
	Socket - 1 1/2"	28275-02	-
10	1 1/4" Tailpiece	39147-04	-
	1 1/2" Tailpiece	39205-04	-
10A	Tailpiece	-	25131-04
11	Lock Nut	-	63472-04



no.	description	HB 15581 HB 95581	HB 15583	HB 15584 HB 95584	HB 15584-A HB 95584-A
1	Strainer Grid	1243-22	-	-	-
1A	Strainer Grid	-	-	-	28073-02
2	Strainer Basket	-	63520-02	-	-
3	Rubber Stopper w/Ring	-	-	14154-02	-
4	Strainer Plug	1078-22	-	-	-
4A	Strainer Plug	-	63504-02	-	-
4B	Strainer Plug	-	-	-	28096-02
4C	Strainer Plug	-	-	28085-02	-
5	Washer	460-17	-	-	-
5A	Washer	-	51115-07	-	-
5B	Washer	-	-	37-17	37-17
6	Washer Retainer	1280-19	-	-	-
7	Friction Washer	-	51114-07	-	-
7A	Friction Washer	-	-	20645-09	20645-09
8	Lock Nut	24449-08	-	24449-08	24449-08
9	Coupling Washer	5-07	-	5-07	5-07
9A	Coupling Washer	-	51361-07	-	-
10	Tailpiece	23922-04	-	23922-04	23922-04
10A	Tailpiece	-	51129-04	-	-
11	Coupling Nut	24234-05	-	24234-05	24234-05
11A	Coupling Nut	-	51684-07	-	-

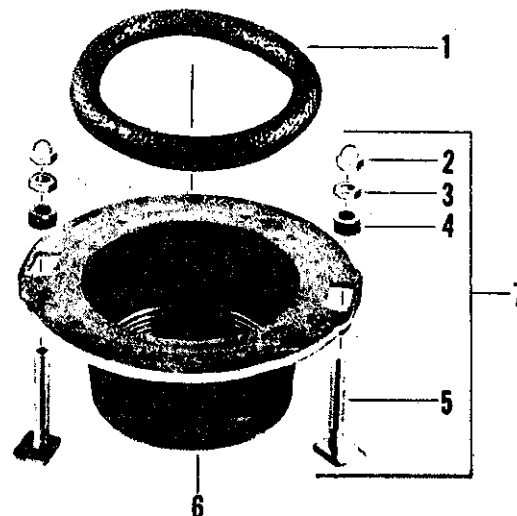
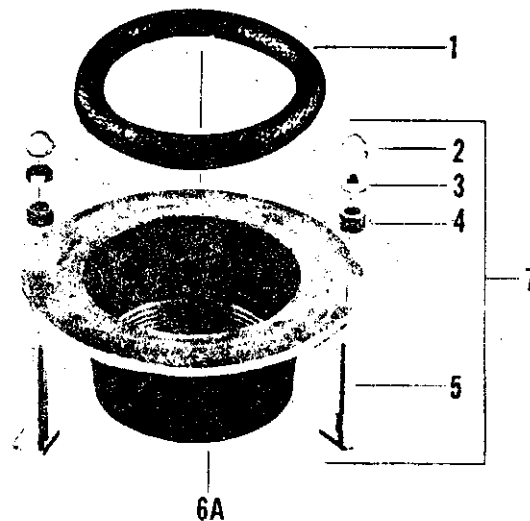


AMERICAN-Standard
PLUMBING AND HEATING DIVISION


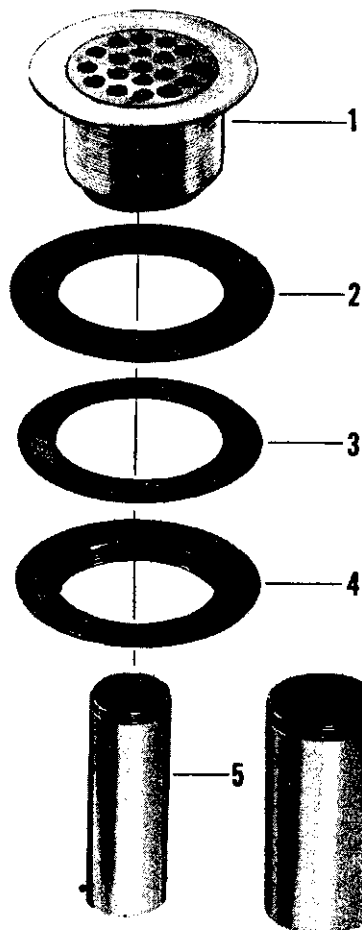


no.	description	HB 15586-B	HB 15586-B
1	Waste Top	28003-02	28003-02
2	Tube - 6 3/8" Long	42707-02	-
	Tube - 4 7/8" Long	-	42730-02
3	Plug w/seat S/A *	11946-02	11946-02
4	Washer	37-17	37-17
5	Friction Washer	20645-09	20645-09
6	Lock Nut	24449-08	24449-08
7	Washer	5-07	5-07
8	Tailpiece	38767-04	38767-04
9	Coupling	628-12	628-12

* Note - Plug & Seat not available separately.

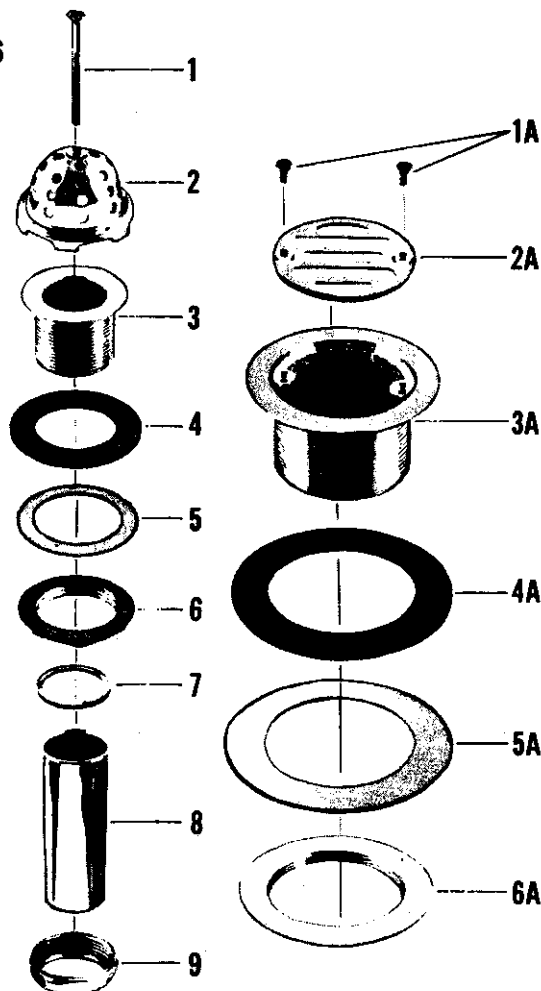


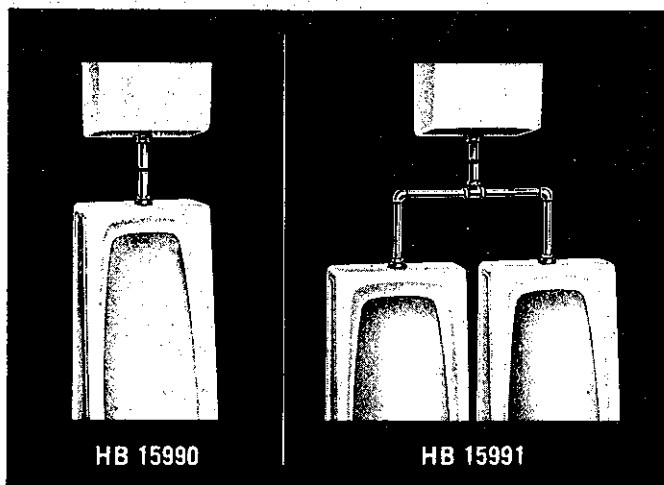
no.	description	#51	#52
1	Gasket	499-07	499-07
2	Cap Nut	138-31	138-31
3	Hex Nut	132-11	132-11
4	Washer	250-12	250-12
5	Bolt	32132-08	32132-08
6	Flange	-	31752-08
6A	Flange	1580-08	-
7	Bolt S/A (Parts 2-3-4-5)	12783-02	12783-02



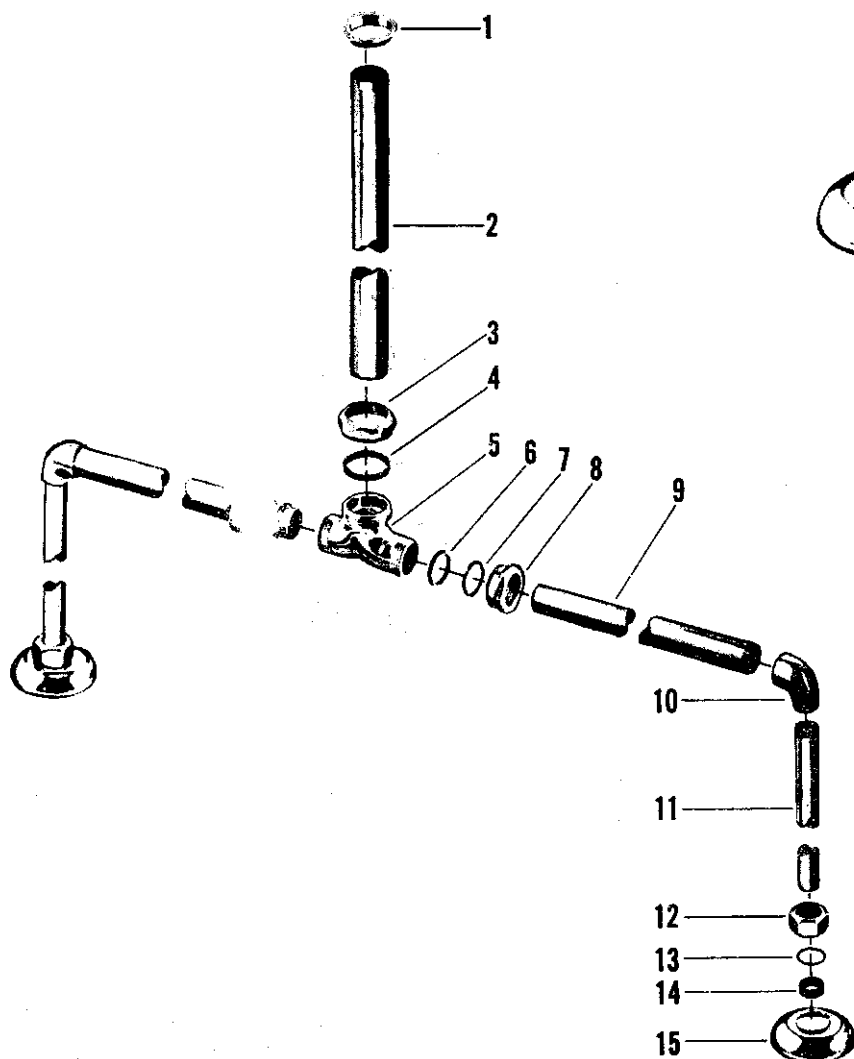
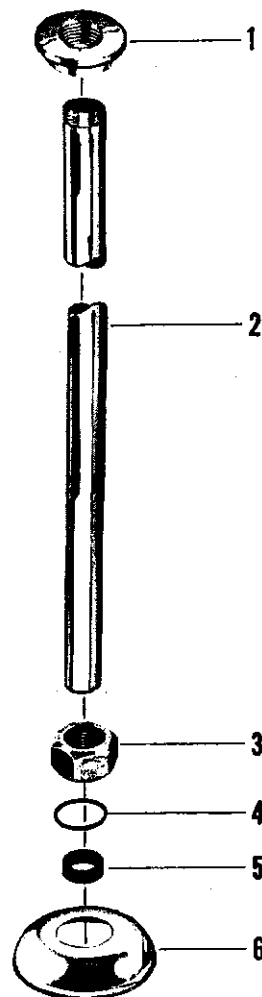
no.	description	HB 15569-C	HB 15569-D
1	Plug & Grid S/A - for 1 1/2" Tpcs. Plug & Grid S/A - for 2" Tpcs.	11908-02 -	- 11909-02
2	Washer	36-07	36-07
3	Friction Washer	38-17	38-17
4	Lock Nut	28187-08	28187-08
5	1 1/2" Tailpiece	39205-04	-
6	2" Tailpiece	-	42404-04

no.	description	HB 15577-C	HB 15566
1	Screw	1118-01	-
1A	Screw	-	89-11
2	Strainer	28103-02	-
2A	Strainer	-	28184-02
3	Plug	28238-04	-
3A	Plug	-	28185-02
4	Washer	37-17	-
4A	Washer	-	36-07
5	Friction Washer	20645-09	-
5A	Friction Washer	-	38-17
6	Lock Nut	24449-08	-
6A	Lock Nut	-	28187-08
7	Coupling Washer	5-07	-
8	Tailpiece	23922-02	-
9	Coupling Nut	628-12	-

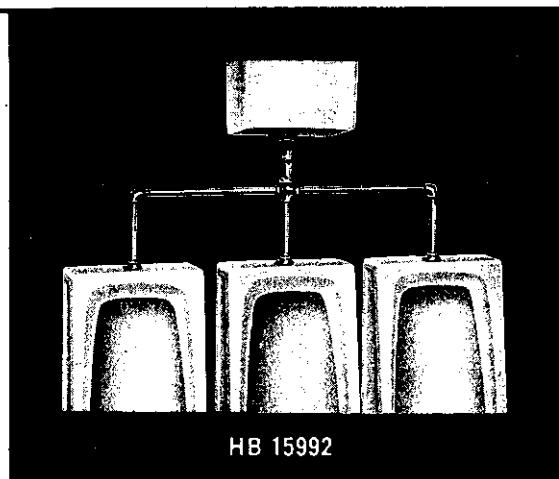
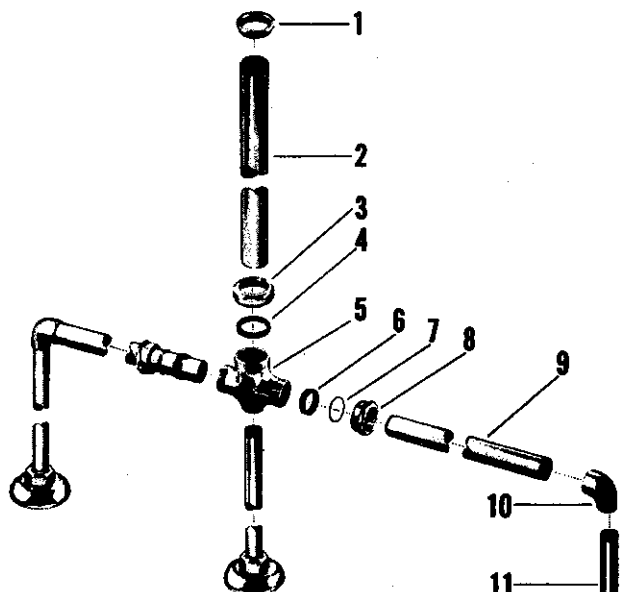




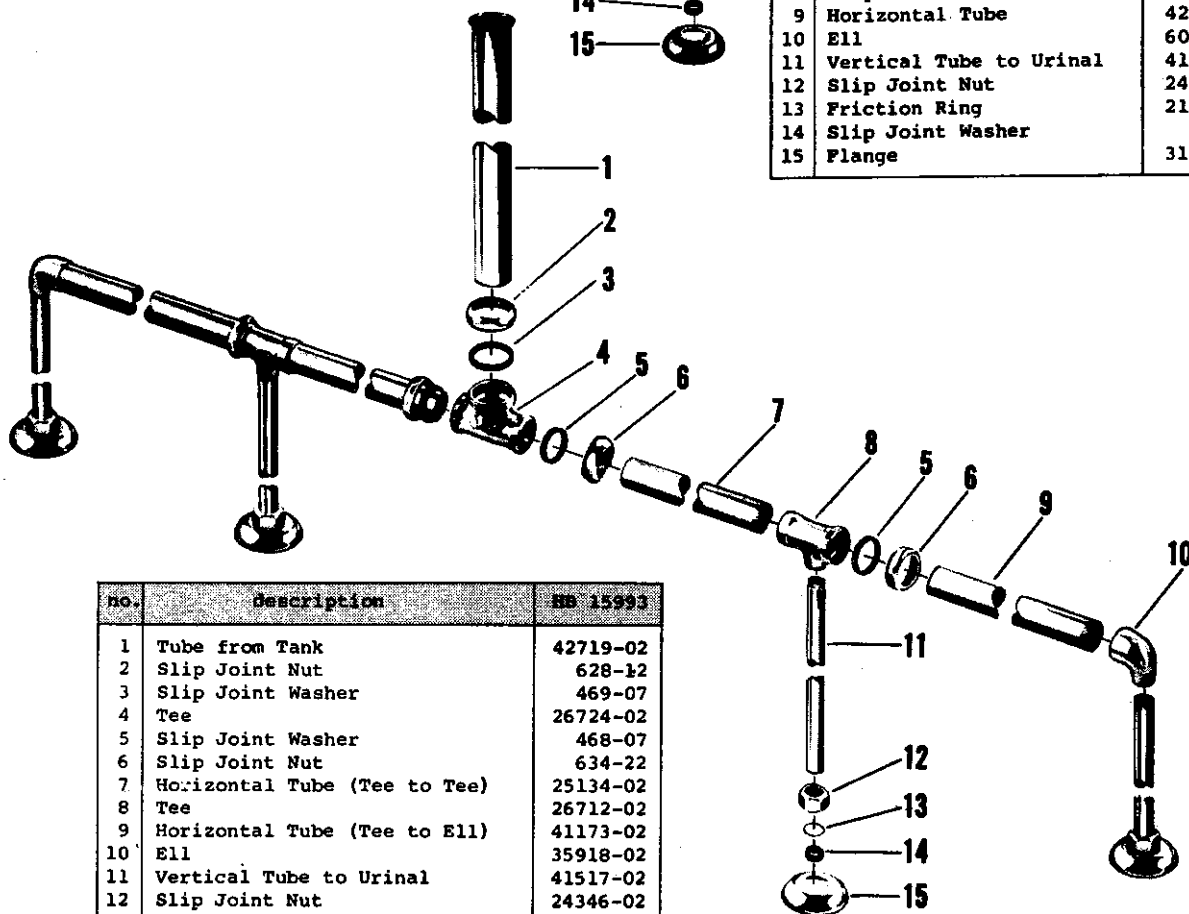
no.	description	HB 15990
1	Collar	39538-02
2	Tube	39964-02
3	Coupling Nut	24346-02
4	Friction Ring	21316-08
5	Slip Joint Washer	117-07
6	Flange	31528-02



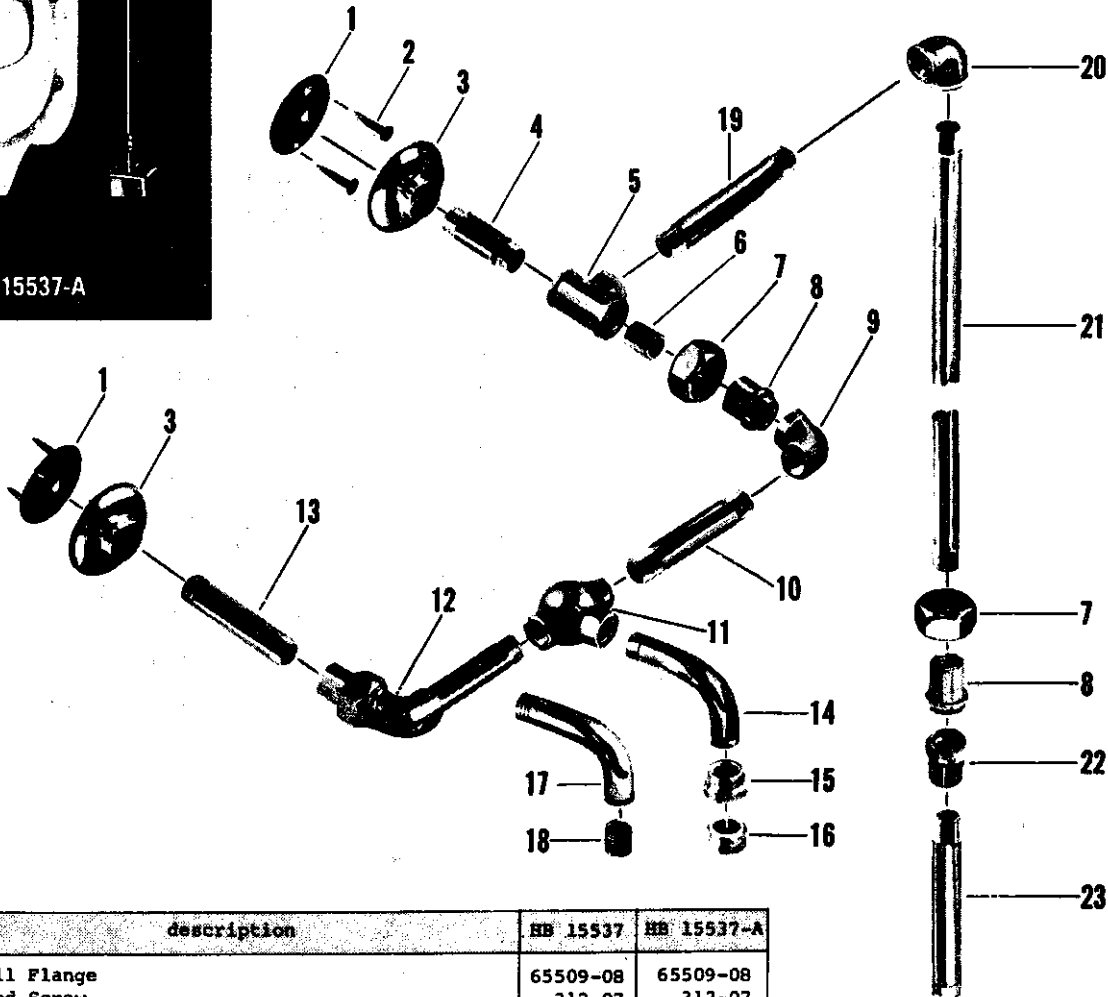
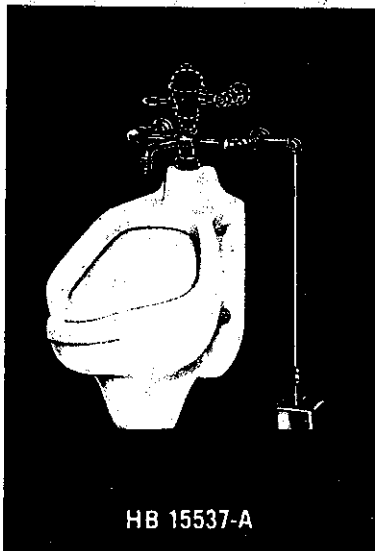
no.	description	HB 15991
1	Collar	39554-02
2	Tube from Tank	42233-02
3	Slip Joint Nut	634-22
4	Slip Joint Washer	468-07
5	Tee	26960-02
6	Slip Joint Washer	1009-27
7	Friction Ring	1016-17
8	Slip Joint Nut	24331-02
9	Horizontal Tube	42210-02
10	Ell	60002-02
11	Vertical Tube to Urinal	41517-02
12	Slip Joint Nut	24346-02
13	Friction Ring	21316-08
14	Slip Joint Washer	117-07
15	Flange	31528-02



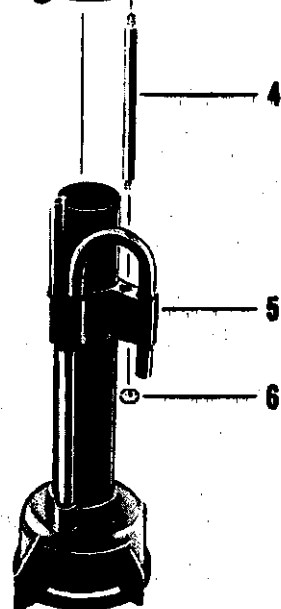

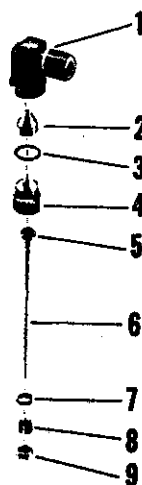
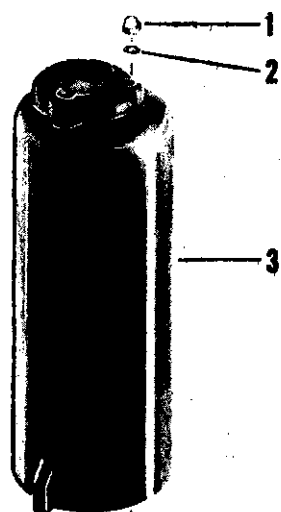
no.	Description	HB 15992
1	Collar	39554-02
2	Tube from Tank	42233-02
3	Slip Joint Nut	634-22
4	Slip Joint Washer	468-07
5	Cross	26961-02
6	Slip Joint Washer	1009-27
7	Friction Ring	1016-17
8	Slip Joint Nut	24331-02
9	Horizontal Tube	42212-02
10	Ell	60002-02
11	Vertical Tube to Urinal	41517-02
12	Slip Joint Nut	24346-02
13	Friction Ring	21316-08
14	Slip Joint Washer	117-07
15	Flange	31528-02



no.	Description	HB 15993
1	Tube from Tank	42719-02
2	Slip Joint Nut	628-12
3	Slip Joint Washer	469-07
4	Tee	26724-02
5	Slip Joint Washer	468-07
6	Slip Joint Nut	634-22
7	Horizontal Tube (Tee to Tee)	25134-02
8	Tee	26712-02
9	Horizontal Tube (Tee to Ell)	41173-02
10	Ell	35918-02
11	Vertical Tube to Urinal	41517-02
12	Slip Joint Nut	24346-02
13	Friction Ring	21316-08
14	Slip Joint Washer	117-07
15	Flange	31528-02

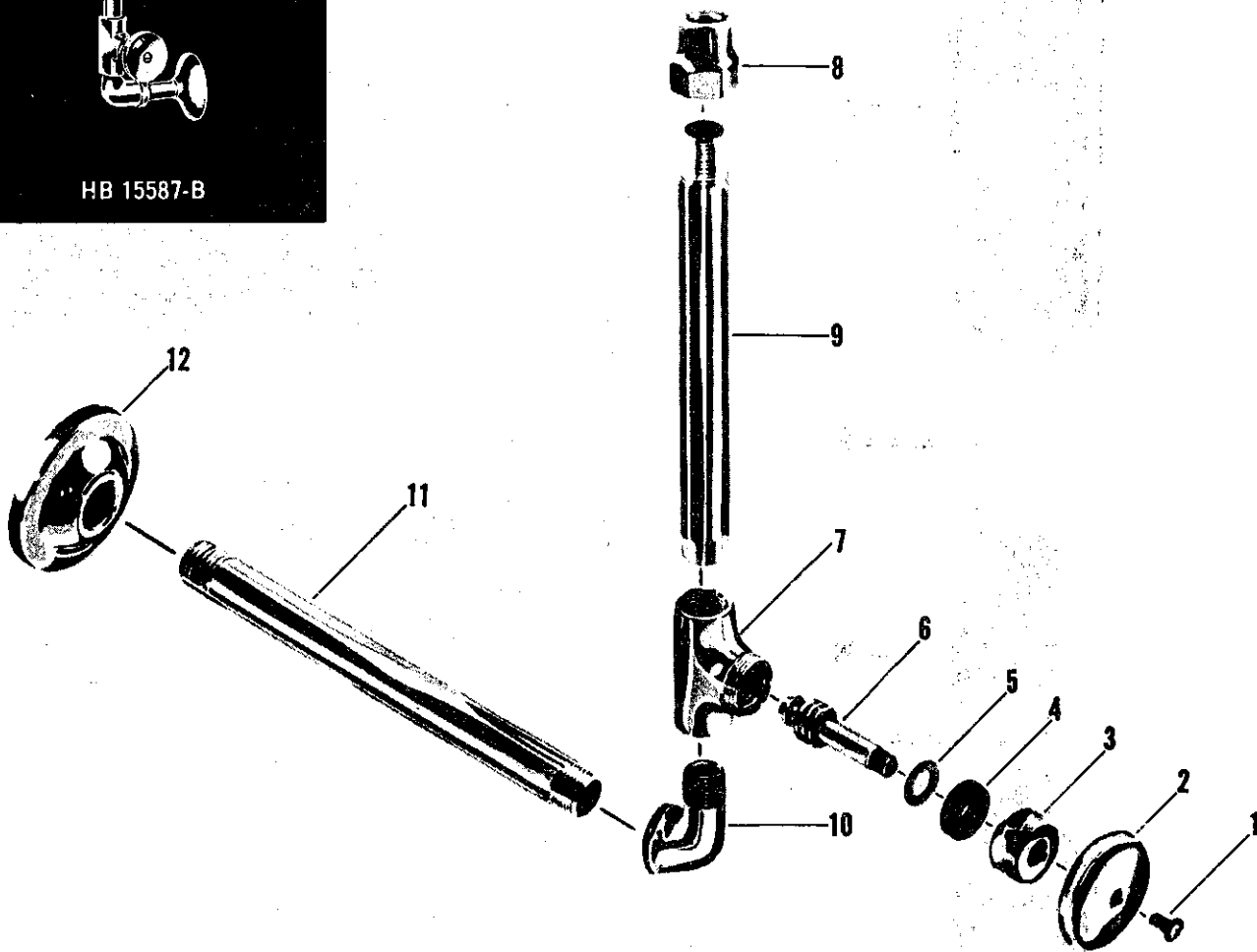
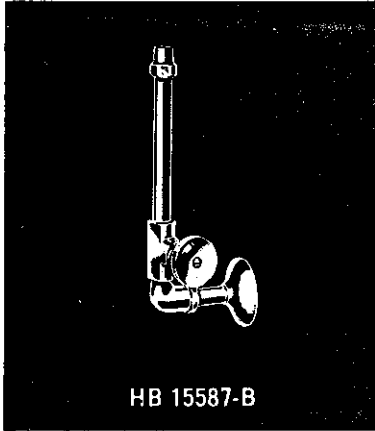


no.	description	HB 15537	HB 15537-A
1	Wall Flange	65509-08	65509-08
2	Wood Screw	312-07	312-07
3	Escutcheon w/screw	20385-02	20385-02
4	3/8" x 1 13/16" Pipe - 2 thds. - 1 End Plugged	11377-02	11377-02
5	3/8" S.P.S. Tee	1478-02	1478-02
6	3/8" S.P.S. Close Nipple	41222-08	41222-08
7	Swivel Nut	24207-02	24207-02
8	Swivel	23984-02	23984-02
9	Ground Joint Ell	26828-02	26828-02
10	3/8" x 3 5/8" Pipe - 2 Thds.	43727-04	43727-04
11	Ball Tee	65418-02	65418-02
12	3/8" x 3 5/8" Pipe - 2 Thds. - 1 End Plugged	11378-02	11378-02
13	3/8" x 3 7/16" Pipe - 2 Thds.	42913-04	42913-04
14	Spout	-	65511-02
15	Aerator Adapter	-	25715-02
16	Aerator	-	56110-02
17	Spout	65698-02	-
18	Stream Regulator	33995-08	-
19	3/8" x 4 1/16" Pipe - 2 Thds.	42096-04	42096-04
20	3/8" S.P.S. Ell	1466-02	1466-02
21	3/8" x 19" Pipe - 2 Thds.	42915-04	42915-04
22	Female Union Part	24840-02	24840-02
23	3/8" x 4 1/2" Pipe - 2 Thds.	39428-04	39428-04

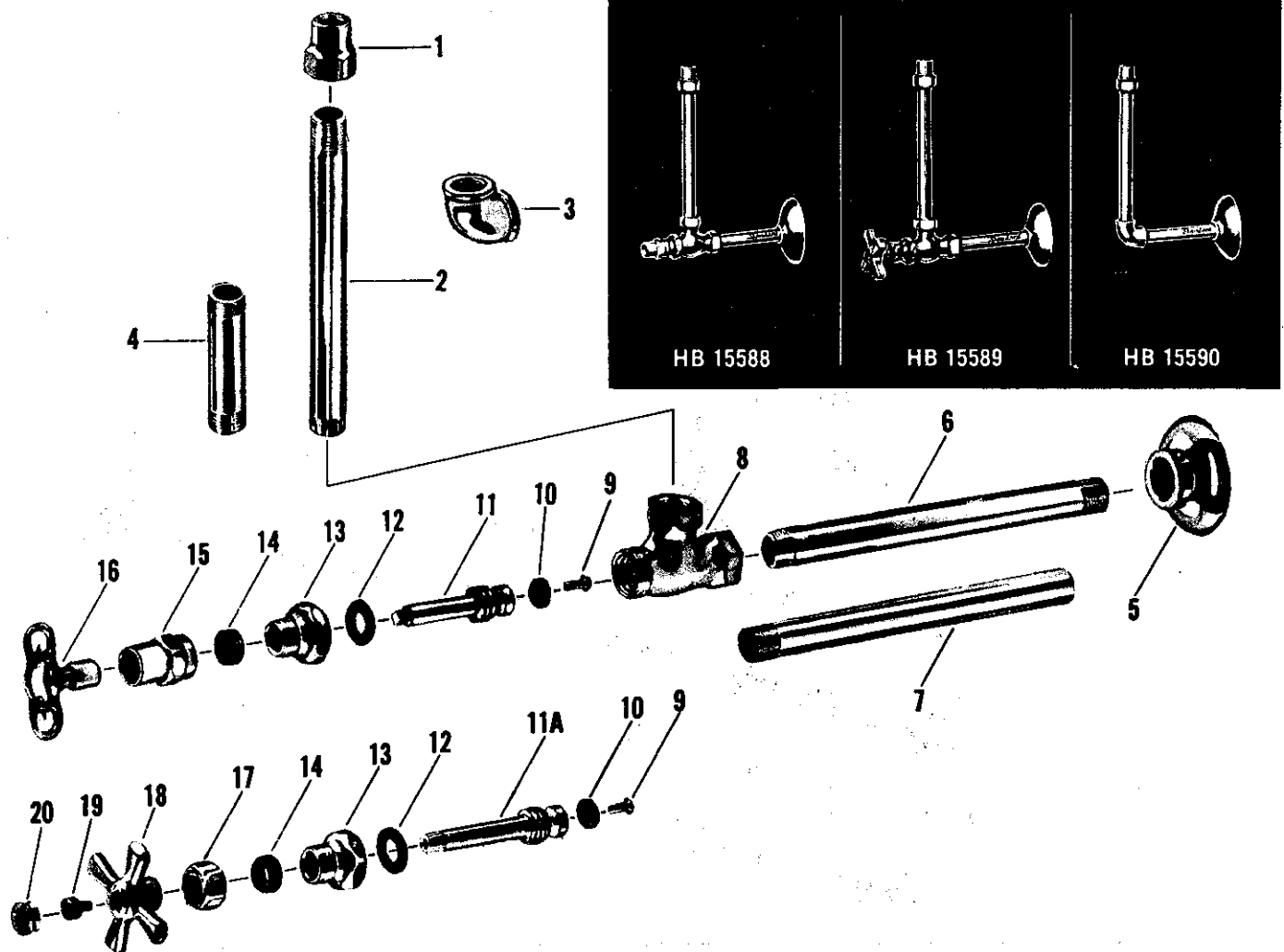


no.	description	HF 93493 HF 93494
1	Body	33321-08
2	Seat	33320-07
3	Friction Ring	246-37
4	Stream Regulator	33316-07
5	Chain Holder	33319-07
6	Drip Chain	33314-07
7	Spacer	33318-07
8	Stream Straightener	33317-07
9	Retaining Sleeve	33315-07

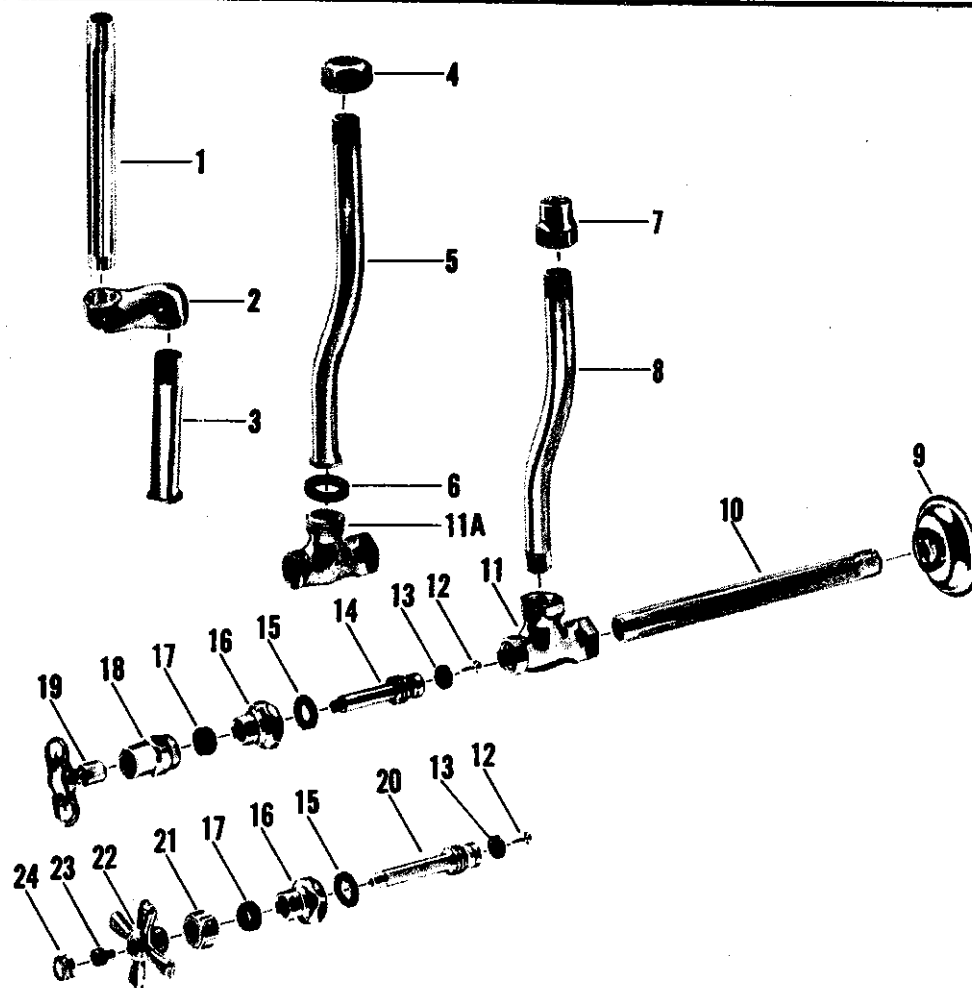
no.	description	HF 93493 HF 93494
1	Cap Nut	1108-17
2	Washer	1742-17
3	Shroud	33303-07
4	Stud	33312-08
5	Syphon S/A	33304-07
6	Nut	217-07
7	Shank	33301-08
8	Shank Washer	33302-07
9	Lock Nut	24405-02
10	Coupling Washer	5-07
11	Coupling Nut	35416-02



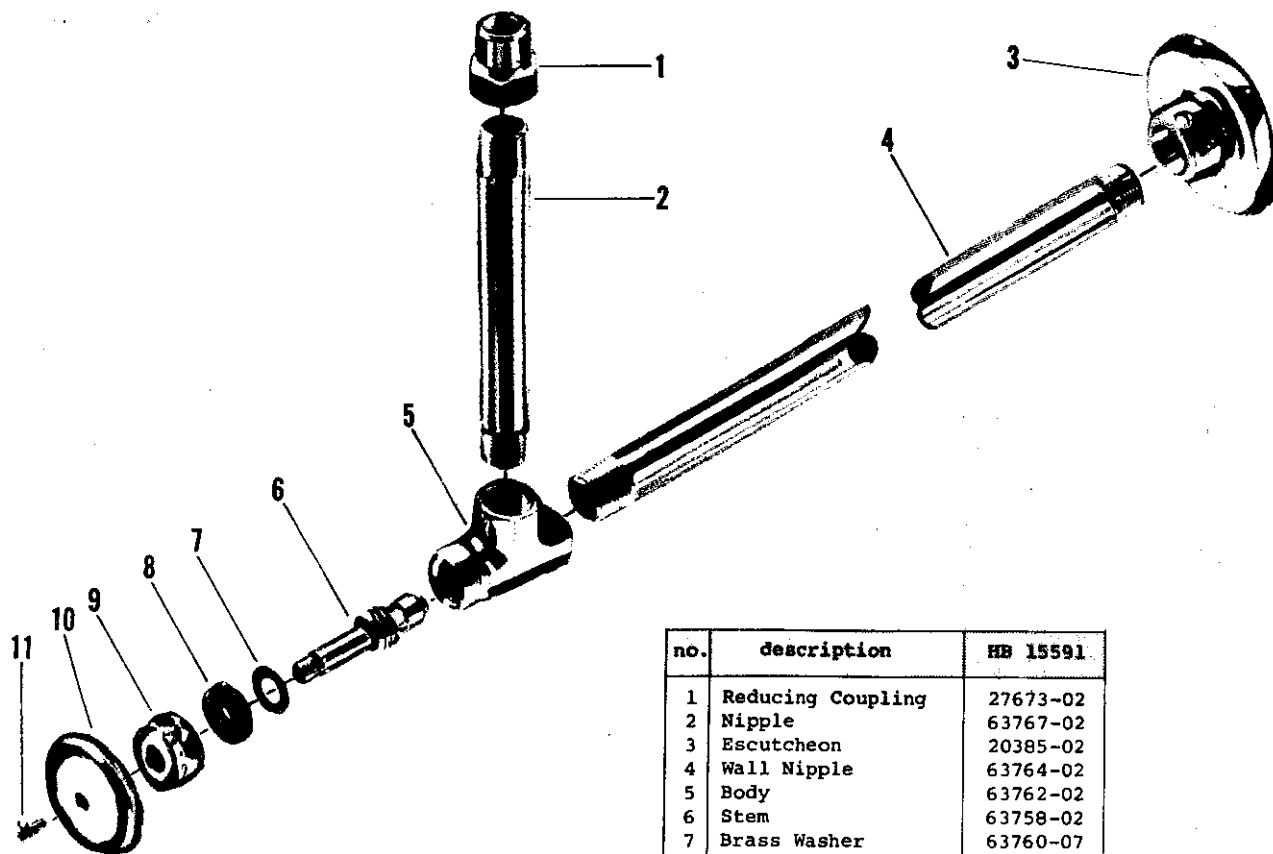

no.	description	HB 15587-B
1	Handle Screw	173-01
2	Handle	378-12
3	Cap	602-12
4	Packing	143-17
5	Brass Washer	21393-08
6	Stem	21854-02
7	Body	19630-02
8	Reducing Coupling	27673-02
9	Pipe	42024-04
10	3/8" - 90° Street Ell	1473-02
11	Wall Pipe	39407-04
12	Escutcheon	20385-02



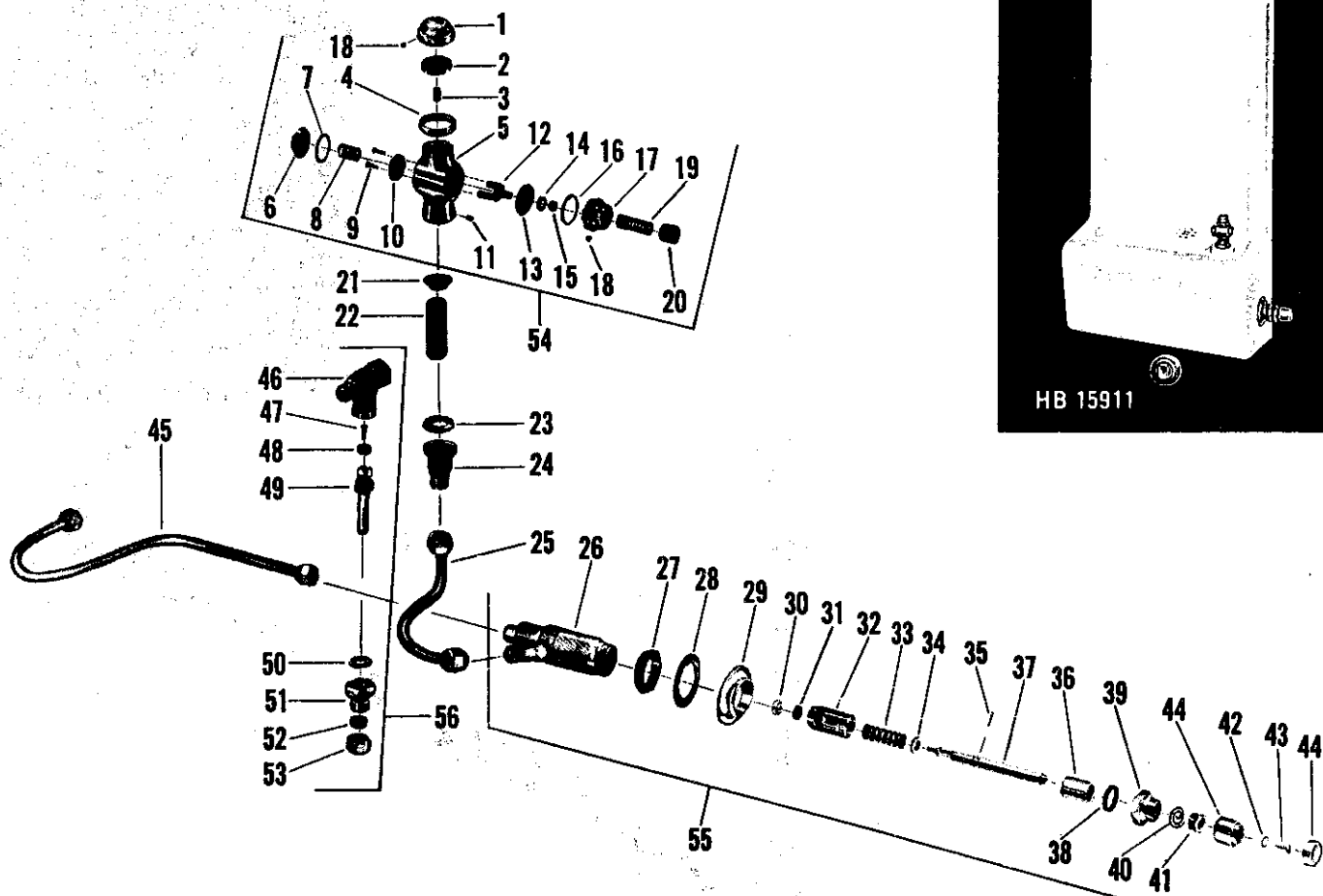
no.	Description	HB 15588	HB 15589	HB 15589-L	HB 15590
1	Reducing Coupling	27673-02	27673-02	27673-02	27673-02
2	3/8" x 3 13/32" Pipe	-	-	42024-04	-
	3/8" x 4 3/4" Pipe	39454-04	39454-04	-	-
	3/8" x 5 1/8" Pipe	-	-	-	41008-04
3	3/8" S.P.S. 90 Ell	-	-	1466-02	1466-02
4	3/8" x 1 11/16" Pipe	-	-	42023-04	-
5	Cast Escutcheon	20385-02	20385-02	20385-02	20385-02
6	3/8" x 6 1/2" Pipe	39407-04	39407-04	-	-
	3/8" x 7 1/8" Pipe	-	-	-	42019-04
7	3/8" x 5 1/2" Pipe - 1 Thread	-	-	40989-04	-
8	Stop Body	19731-02	19731-02	19731-02	-
9	Seat Washer Screw	159-17	159-17	159-17	-
10	Seat Washer	441-07	441-07	441-07	-
11	Loose Key Stem w/washer & Screw	21692-05	-	-	-
11A	Stem w/washer & Screw	-	21670-02	21670-02	-
12	Cap Washer	125-07	125-07	125-07	-
13	Stuffing Box Cap	21423-04	21423-04	21423-04	-
14	Packing	1311-07	1311-07	1311-07	-
15	Loose Key Stuffinb Nut	24250-04	-	-	-
16	Loose Key Handle	1187-09	-	-	-
17	Stuffinb Nut	-	25015-02	25015-02	-
18	Handle	-	1254-12	1254-12	-
19	Handle Screw	-	264-17	264-17	-
20	Button - Specify Plain	-	1255-12	1255-12	-



no.	description	HB 15589-C	HB 15591-A	HB 15591-B	HB 15591-1B	HB 15591-C
1	3/8" x 6 7/8" Pipe	-	40730-04	-	-	-
2	Offset	-	60112-02	-	-	-
3	3/8" x 4 1/8" Pipe - 1 Thd. & Flared	-	43706-04	-	-	-
4	Coupling Nut	24202-02	24202-02	24202-02	24202-02	-
5	3/8" x 7 1/16" Pipe - 1 Thd. - Flared & Offset	-	-	-	42933-04	-
6	3/8" x 9 9/16" Pipe - 1 Thd. - Flared & Offset	42114-04	-	42114-04	-	-
6	Coupling Washer	125-07	125-07	125-07	125-07	-
7	Reducing Coupling	-	-	-	27673-02	27673-02
8	3/8" x 6 3/4" Pipe - 2 Thds. & Offset	-	-	-	-	43776-04
9	Escutcheon	20385-02	20385-02	20385-02	20385-02	20385-02
10	3/8" x 4" Pipe	41217-04	-	41217-04	41217-04	-
	3/8" x 4 5/8" Pipe	-	42903-04	-	-	-
	3/8" x 4 7/8" Pipe	-	-	-	-	39429-04
11	Stop Body	-	-	-	-	19731-02
11A	Stop Body	19693-02	19693-02	19693-02	19693-02	19693-02
12	Seat Washer Screw	159-17	159-17	159-17	159-17	159-17
13	Seat Washer	441-07	441-07	441-07	441-07	441-07
14	L.K. Stem w/washer & Screw	-	21692-05	21692-05	21692-05	21692-05
15	Cap Washer	125-07	125-07	125-07	125-07	125-07
16	Stuffing Box Cap	21423-04	21423-04	21423-04	21423-04	21423-04
17	Packing	1311-07	1311-07	1311-07	1311-07	1311-07
18	L.K. Stuffing Nut	-	24250-04	24250-04	24250-04	24250-04
19	Loose Key	-	1187-09	1187-09	1187-09	1187-09
20	Stem w/washer & Screw	21670-02	-	-	-	-
21	Stuffing Nut	25015-02	-	-	-	-
22	Handle	1254-12	-	-	-	-
23	Handle Screw	264-17	-	-	-	-
24	Button - Specify Plain	1255-12	-	-	-	-

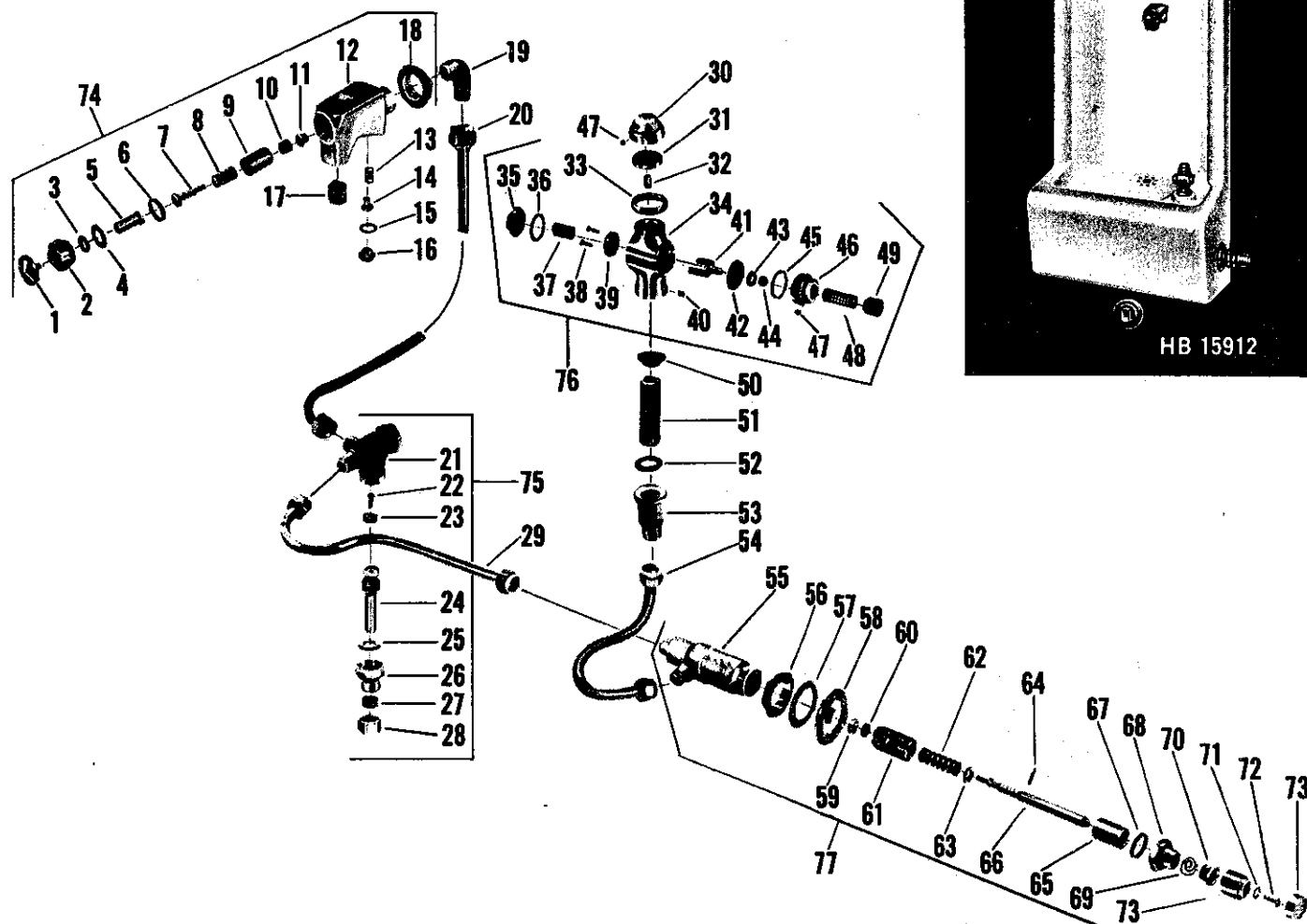


no.	description	HB 15591
1	Reducing Coupling	27673-02
2	Nipple	63767-02
3	Escutcheon	20385-02
4	Wall Nipple	63764-02
5	Body	63762-02
6	Stem	63758-02
7	Brass Washer	63760-07
8	Packing Washer	63757-07
9	Cap Nut	63761-02
10	Handle	378-12
11	Handle Screw	55368-01



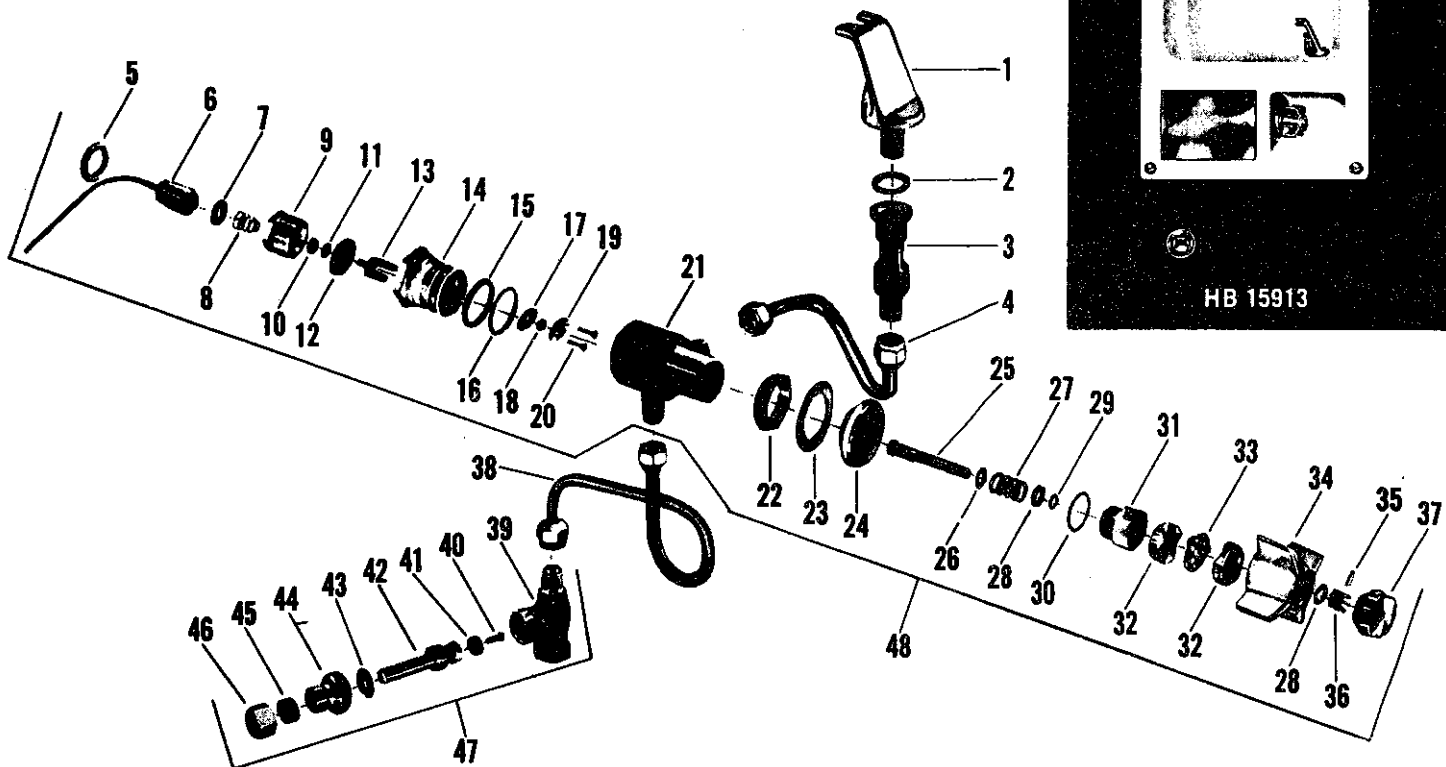
no.	description	HB 15911	no.	description	HB 15911
1	Bubbler	90062-02	29	Flange	68040-02
2	Bubbler Cap	40114-02	30	Seat Washer Holder	25263-08
3	Jet	39784-08	31	Seat Washer	1742-17
4	Lock Nut	40326-02	32	Sleeve	21411-08
5	Bubbler Body	40115-02	33	Spring	21-27
6	Cap	40356-02	34	Brass Washer	20622-08
7	Cap Washer	142-07	35	Pin	20632-08
8	Spring	43-27	36	Spacer	40394-08
9	Screw	307-07	37	Stem	21442-08
10	Yoke Disc	40359-08	38	Cap Washer	1044-07
11	Set Screw	1428-05	39	Cap	25239-02
12	Yoke	104-08	40	Palmetto Packing	20362-07
13	Diaphragm	119-07	41	Packing Nut	25227-08
14	Brass Washer	1456-07	42	Lock Washer	269-09
15	Lock Nut	40363-08	43	Screw	419-07
16	Friction Washer	1455-07	44	Spud & Index S/A - Specify Plain	9188-02
17	Regulator Cap	40117-02	45	Supply Tube (Valve to Stop)	1750-07
18	Set Screw	219-15	46	Stop Body	34711-08
19	Spring	13-27	47	Seat Washer Screw	159-17
20	Regulating Screw	40118-02	48	Seat Washer	441-07
21	Bubbler Washer	58-07	49	Stem w/washer & Screw	19422-08
22	Nipple	43769-08	50	Cap Washer	125-07
23	Socket Washer	28-17	51	Stuffing Box Cap	21423-08
24	Socket	25685-08	52	Packing	1311-07
25	Supply Tube (Valve to Bubbler)	1715-07	53	Stuffing Nut	25015-07
26	Valve Body	25381-04	54	Bubbler S/A	11617-02
27	Lock Nut	24526-08	55	Valve S/A	9898-02
28	Friction Washer	20829-09	56	Stop S/A	7479-08

Note - Access Plate (not illustrated) - #1376-29



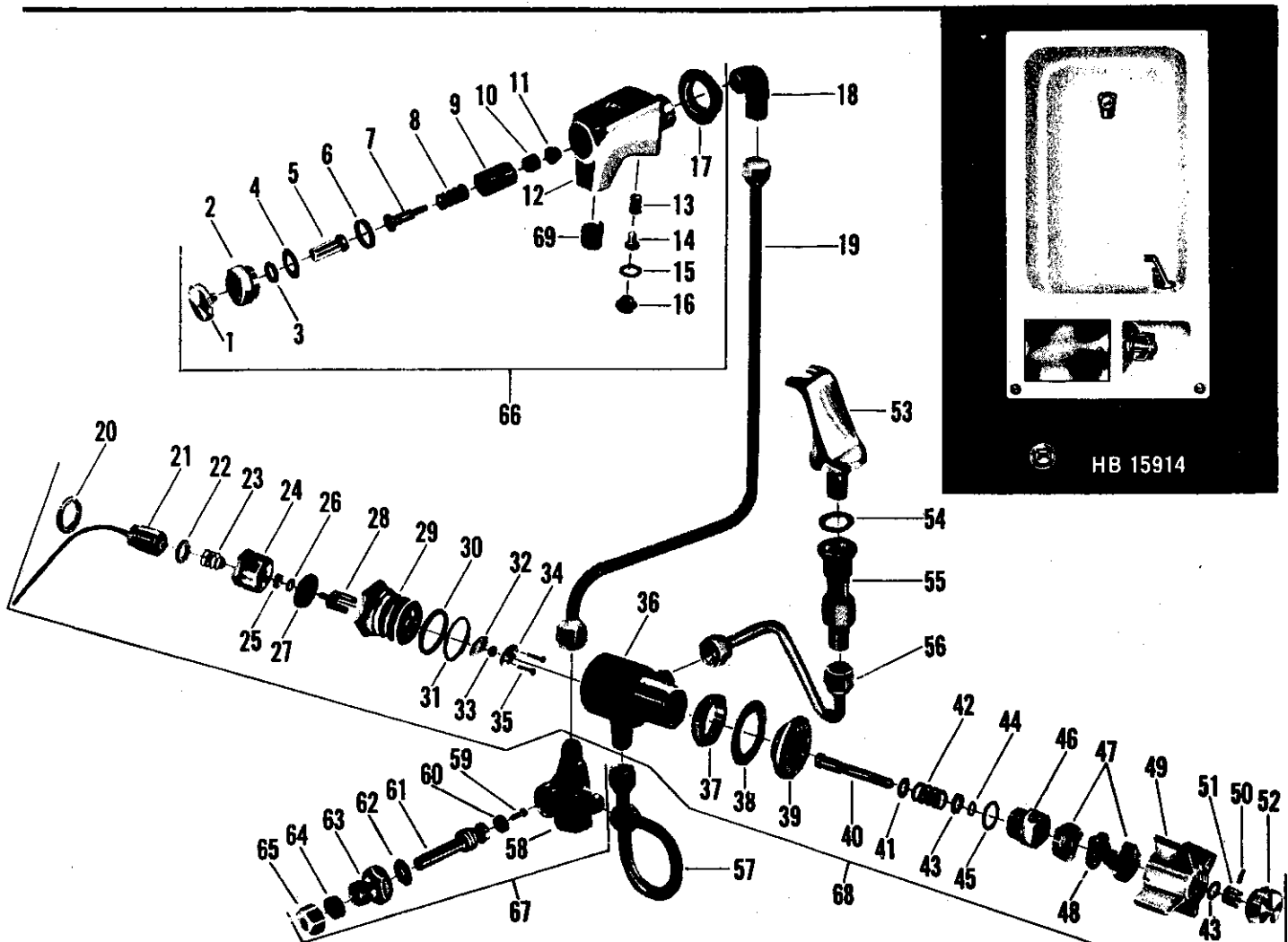
no.	description	HB 15912	no.	description	HB 15912	no.	description	HB 15912
1	Push Button	775-32	27	Packing	1311-07	53	Socket	25685-08
2	Packing Nut	537-12	28	Stuffing Nut	25015-07	54	Supply Tube (Valve to Bubbler)	1715-07
3	"O" Ring	888-17	29	Supply Tube (Stop to Valve)	1750-07	55	Valve Body	25381-04
4	Brass Washer	21625-08	30	Bubbler	90062-02	56	Lock Nut	24526-08
5	Upper Stem	1006-14	31	Bubbler Cap	40114-02	57	Friction Washer	20829-09
6	Washer	1043-07	32	Jet	39784-08	58	Flange	68040-02
7	Lower Stem	21724-08	33	Lock Nut	40326-02	59	Seat Washer Holder	25263-08
8	Spring	33-27	34	Bubbler Body	40115-02	60	Seat Washer	1742-17
9	Sleeve	21389-08	35	Cap	40356-02	61	Sleeve	21411-08
10	Seat Washer	53-07	36	Cap Washer	142-07	62	Spring	21-27
11	Seat Washer Holder	40219-08	37	Spring	43-27	63	Brass Washer	20622-08
12	Body	25378-02	38	Screw	307-07	64	Fin	20632-08
13	Spring	1283-27	39	Yoke Disc	40359-08	65	Spacer	40394-08
14	Regulating Screw	34745-08	40	Set Screw	1428-05	66	Stem	21442-08
15	Washer	1040-17	41	Yoke	104-08	67	Cap Washer	1044-07
16	Regulating Screw Cap	37417-02	42	Diaphragm	119-07	68	Cap	25239-02
17	Stream Regulator	33995-08	43	Brass Washer	1456-07	69	Palmetto Packing	20362-07
18	Lock Nut	24409-08	44	Lock Nut	40363-08	70	Packing Nut	25227-08
19	Supply Ell	25940-08	45	Friction Washer	1455-07	71	Lock Washer	269-09
20	Supply Tube (Stop to Glass Filler)	1749-07	46	Regulator Cap	40117-02	72	Screw	419-07
21	Stop Body	25377-08	47	Set Screw	219-15	73	Spud & Index S/A - Specify Plain	9188-02
22	Seat Washer Screw	159-17	48	Spring	13-27	74	Glass Filler S/A	7581-02
23	Seat Washer	441-07	49	Regulating Screw	40118-02	75	Stop S/A	7467-08
24	Stem w/washer & Screw	19422-08	50	Bubbler Washer	58-07	76	Bubbler S/A	11617-02
25	Cap Washer	125-07	51	Nipple	43769-08	77	Valve S/A	9898-02
26	Stuffing Box Cap	21423-08	52	Socket Washer	28-17			

Note - Access Plate (not illustrated) - #1376-29



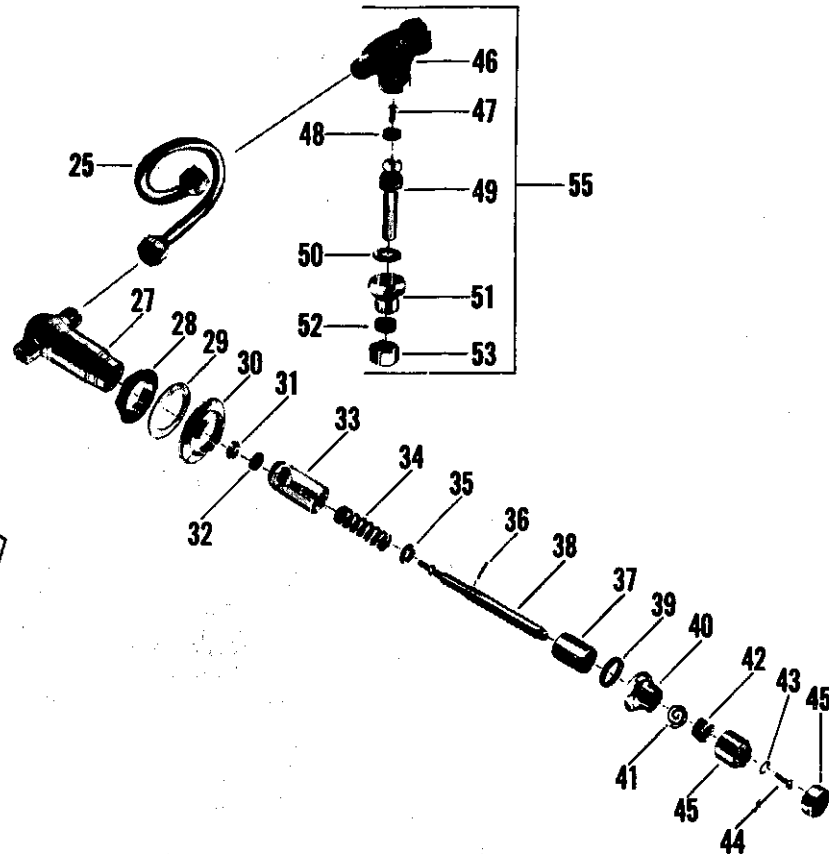
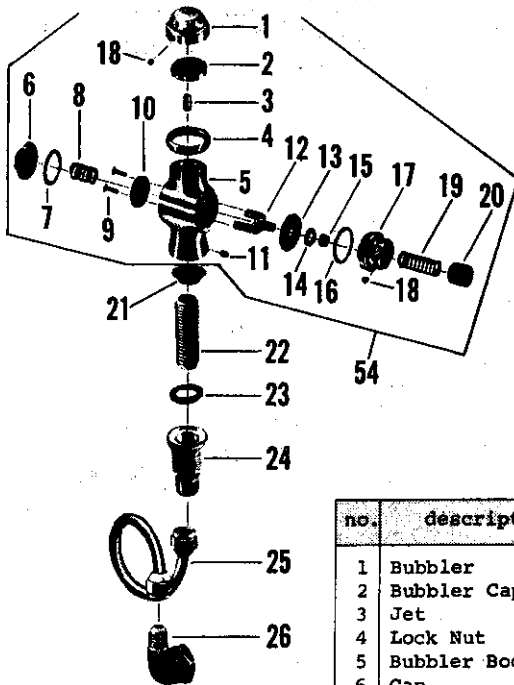

no.	description	HB 15913	no.	description	HB 15913
1	Bubbler w/washer	7454-02	25	Stem	1711-07
2	Washer	28-17	26	Retaining Washer	113-17
3	Socket	25680-08	27	Spring	1718-07
4	Supply Tube to Bubbler	1756-07	28	Friction Washer	21771-08
5	Lock Ring	187-27	29	"O" Ring	1617-07
6	Leak Tube w/nut	7457-08	30	Static Seal	27-37
7	Brass Washer	968-27	31	Spring Housing	34-22
8	Spring	1708-07	32	Cam	171-37
9	Spring Chamber	1174-17	33	Ball Race	527-17
10	Nut	1115-07	34	Handle	92-22
11	Washer	94-27	35	Pin	433-07
12	Diaphragm	152-27	36	Handle Nut	1150-07
13	Yoke	1005-17	37	Handle Cap	1312-32
14	Sleeve	1101-27	38	Supply Tube to Valve	1759-07
15	"O" Ring	1719-07	39	Stop Body	34711-08
16	Washer	9-27	40	Seat Washer Screw	159-17
17	Seat Washer Holder	1441-37	41	Seat Washer	441-07
18	Seat Washer	1398-27	42	Stem w/washer & Screw	19422-08
19	Seat Washer Plate	1440-37	43	Cap Washer	125-07
20	Screw	307-07	44	Stuffing Box Cap	21423-08
21	Valve Body	25382-08	45	Packing	1311-07
22	Lock Nut	25045-08	46	Stuffing Nut	25015-07
23	Friction Washer	1013-29	47	Stop S/A	7479-08
24	Escutcheon	1198-32	48	Self Closing Valve S/A	7488-02

Note - Access Plate (Not Illustrated) - #760-29



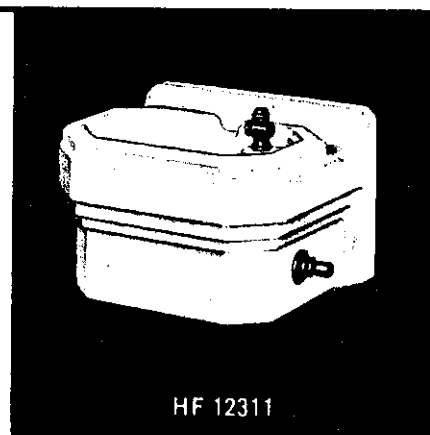
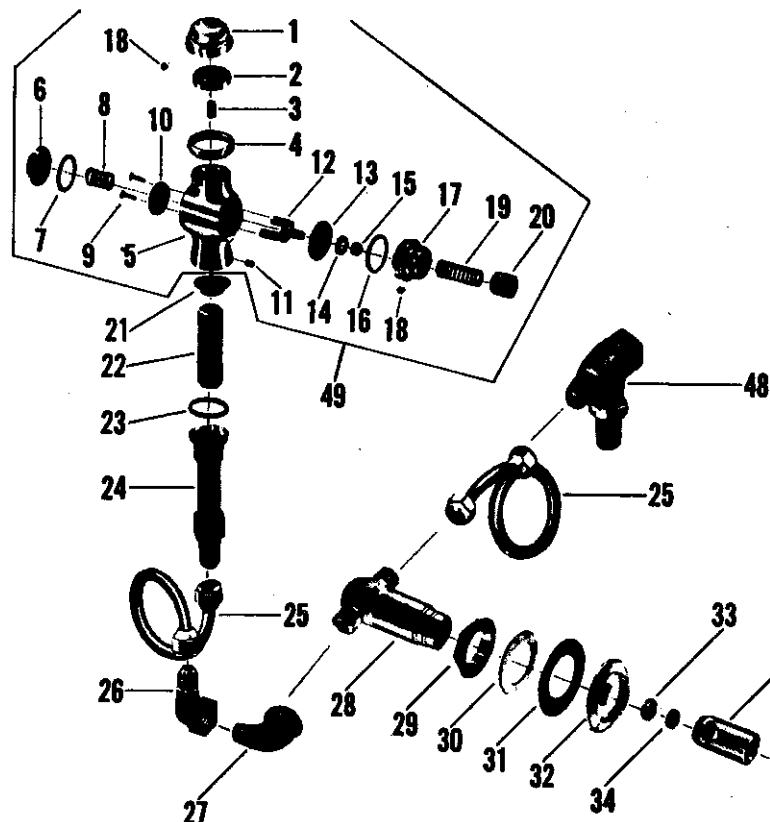
no.	Description	HB 15914	no.	Description	HB 15914	no.	Description	HB 15914
1	Push Button	775-32	24	Spring Chamber	1174-17	47	Cam	171-37
2	Packing Nut	537-12	25	Lock Nut	1115-07	48	Ball Race	527-17
3	"O" Ring	888-17	26	Washer	94-27	49	Handle	92-22
4	Brass Washer	21625-08	27	Diaphragm	152-27	50	Pin	433-07
5	Upper Stem	1006-14	28	Yoke	1005-17	51	Handle Nut	1150-07
6	Washer	1043-07	29	Sleeve	1101-27	52	Handle Cap	1312-32
7	Lower Stem	21724-08	30	Static Seal	1719-07	53	Bubbler w/washer	7454-02
8	Spring	33-27	31	Washer	9-27	54	Washer	28-17
9	Sleeve	21389-08	32	Seat Washer Holder	1441-37	55	Socket	25680-08
10	Seat Washer	53-07	33	Seat Washer	1398-27	56	Supply Tube (Valve to Bubbler)	1756-07
11	Seat Washer Holder	40219-08	34	Seat Washer Plate	1440-37	57	Supply Tube (Stop to Valve)	1755-07
12	Body (Glass Filler)	25378-02	35	Screw	307-07	58	Stop Body	25691-08
13	Spring	1283-27	36	Valve Body	25382-08	59	Seat Washer Screw	159-17
14	Regulating Screw	34745-08	37	Lock Nut	25045-08	60	Seat Washer	441-07
15	Washer	1040-17	38	Friction Washer	1013-29	61	Stem w/washer & Screw	19422-08
16	Regulating Screw Cap	37417-02	39	Escutcheon	1198-32	62	Cap Washer	125-07
17	Lock Nut	24409-08	40	Stem	1711-07	63	Stuffing Box Cap	21423-08
18	Supply Ell	25940-08	41	Retaining Washer	113-17	64	Packing	1311-07
19	Supply Tube (Stop to Glass Filler)	1754-07	42	Spring	1718-07	65	Stuffing Nut	25015-07
20	Lock Ring	187-27	43	Friction Washer	21771-08	66	Glass Filler S/A	7581-02
21	Leak Tube w/nut	7457-08	44	"O" Ring	1617-07	67	Stop S/A	7487-08
22	Brass Washer	968-27	45	Static Seal	27-37	68	Valve S/A	7488-02
23	Spring	1708-07	46	Spring Housing	34-22	69	Stream Regulator	33995-08

Note - Access Plate (Not Illustrated) - #760-29

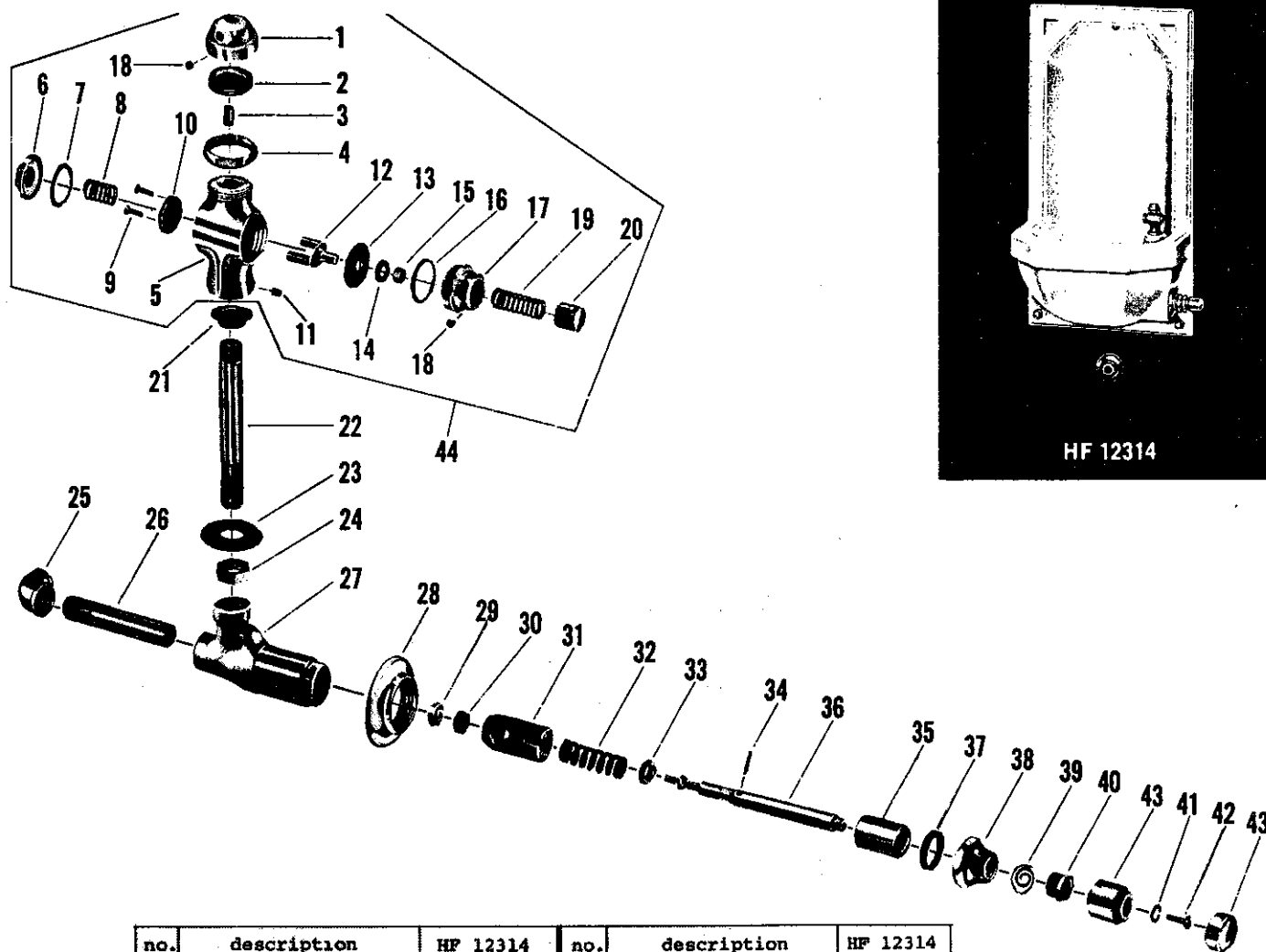


no.	description	HF 92311	no.	description	HF 92311
1	Bubbler	90062-02	29	Friction Washer	20829-09
2	Bubbler Cap	40114-02	30	Flange	68040-02
3	Jet	39784-08	31	Seat Washer Holder	25263-08
4	Lock Nut	40326-02	32	Seat Washer	1742-17
5	Bubbler Body	40115-02	33	Sleeve	21411-08
6	Cap	40356-02	34	Spring	21-27
7	Cap Washer	142-07	35	Washer	20622-08
8	Spring	43-27	36	Pin	20632-08
9	Screw	307-07	37	Spacer	40394-08
10	Yoke Disc	40359-08	38	Stem	21442-08
11	Set Screw	1428-05	39	Cap Washer	1044-07
12	Yoke	104-08	40	Cap	25239-02
13	Diaphragm	119-07	41	Palmetto Packing	20362-07
14	Brass Washer	1456-07	42	Packing Nut	25227-08
15	Lock Nut	40363-08	43	Lock Washer	269-09
16	Friction Washer	1455-07	44	Screw	419-07
17	Regulator Cap	40117-02	45	Spud & Index S/A - Specify Plain	9188-02
18	Set Screw	219-15	46	Stop Body	34711-08
19	Spring	13-27	47	Seat Washer Screw	159-17
20	Regulating Screw	40118-02	48	Seat Washer	441-07
21	Bubbler Washer	58-07	49	Stem w/washer & Screw	19422-08
22	Nipple	43769-08	50	Cap Washer	125-07
23	Socket Washer	28-17	51	Stuffing Box Cap	21423-08
24	Socket	25685-08	52	Packing	1311-07
25	Supply Tube	1713-07	53	Stuffing Nut	25015-07
26	Supply Ell	26941-08	54	Bubbler S/A	11617-02
27	Valve Body	34757-04	55	Stop S/A	7479-08
28	Lock Nut	24526-08			


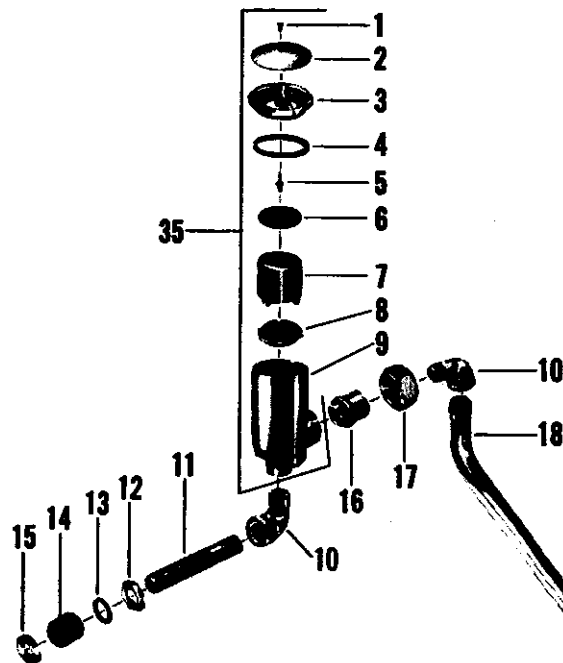
Note - Access Plate (not illustrated) - #1376-29



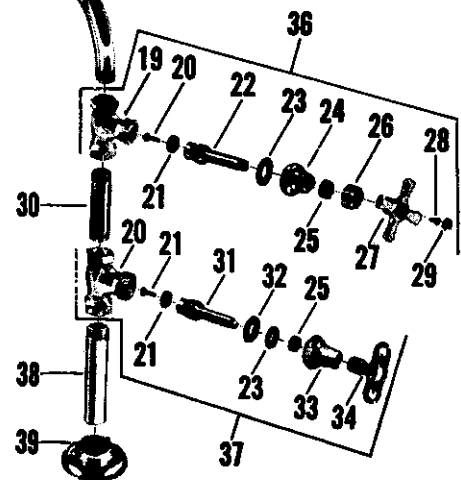
no.	description	HF 12311	no.	description	HF 12311
1	Bubbler	90062-02	26	Adapter Ell	26941-08
2	Bubbler Cap	40114-02	27	3/8" Street Ell	1473-07
3	Jet	39784-08	28	Valve Body	34757-04
4	Lock Nut	40325-02	29	Lock Nut	24526-08
5	Bubbler Body	40115-02	30	Friction Washer	20829-09
6	Cap	40356-02	31	Cushion Washer	49-17
7	Cap Washer	142-07	32	Flange	68040-02
8	Spring	43-27	33	Seat Washer Holder	25263-08
9	Screw	307-07	34	Seat Washer	1742-17
10	Yoke Disc	40359-08	35	Sleeve	21411-08
11	Set Screw	1428-05	36	Spring	21-27
12	Yoke	104-08	37	Brass Washer	20622-08
13	Diaphragm	119-07	38	Pin	20632-08
14	Brass Washer	1456-07	39	Spacer	40394-08
15	Lock Nut	40363-08	40	Stem	21442-08
16	Friction Washer	1455-07	41	Cap Washer	1044-07
17	Regulator Cap	40117-02	42	Cap	25239-02
18	Set Screw	219-15	43	Palmetto Packing	20362-07
19	Spring	13-27	44	Packing Nut	25227-08
20	Regulating Screw	40118-02	45	Lock Washer	269-09
21	Bubbler Washer	58-07	46	Screw	419-07
22	Nipple	43769-08	47	Spud & Index S/A - Specify Plain	9188-02
23	Socket Washer	28-17	48	Stop S/A	11704-08
24	Socket	34709-08	49	Bubbler S/A	11617-02
25	Supply Tube	1713-07			

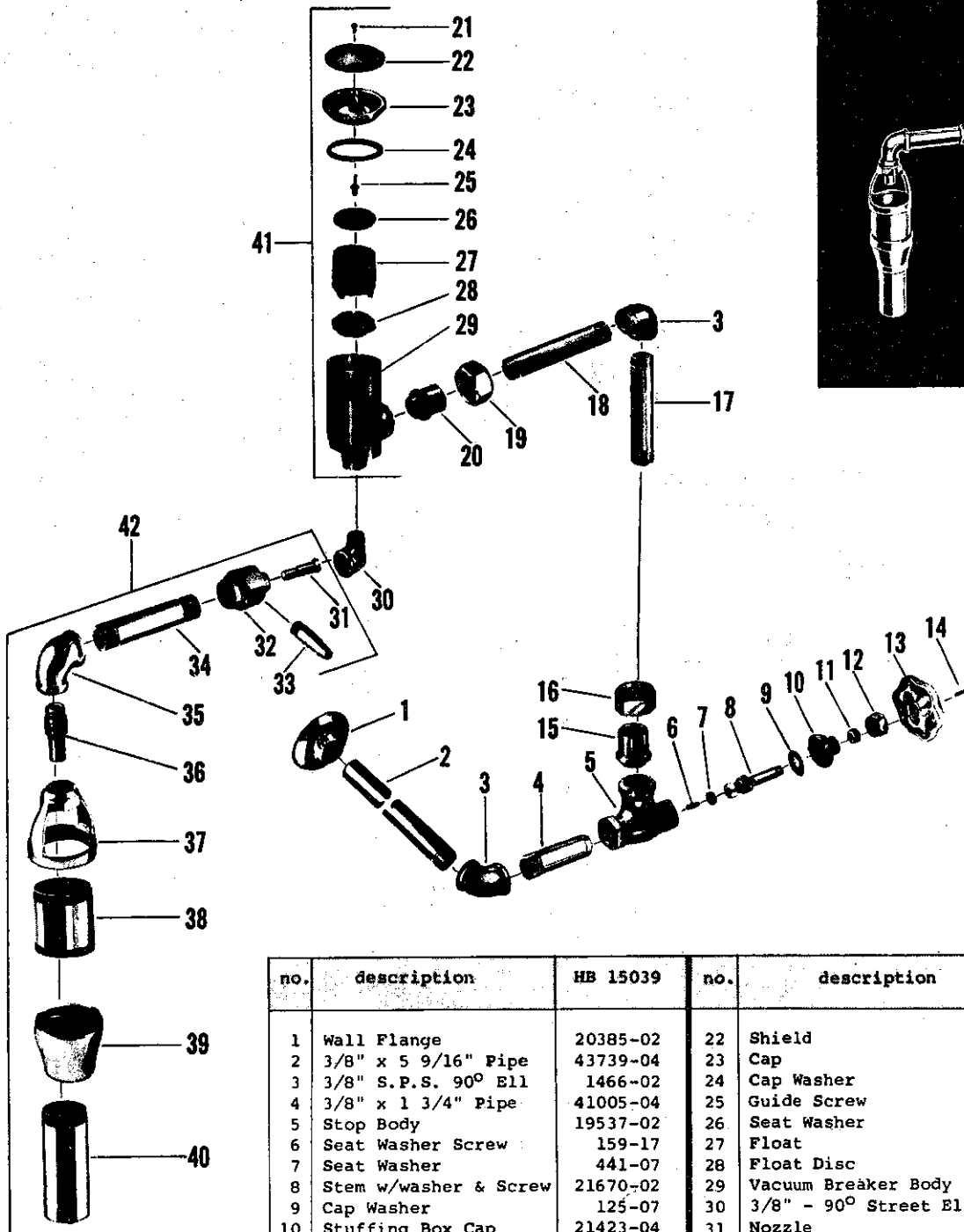


no.	description	HF 12314	no.	description	HF 12314
1	Bubbler	90062-02	24	Lock Nut	225-17
2	Bubbler Cap	40114-02	25	Ell	1466-07
3	Jet	39784-08	26	Pipe	41864-08
4	Lock Nut	40326-02	27	Valve Body	37412-02
5	Bubbler Body	40115-02	28	Valve Body Flange	31202-02
6	Cap	40356-02	29	Seat Washer Holder	25263-08
7	Cap Washer	142-07	30	Seat Washer	1742-17
8	Spring	43-27	31	Sleeve	21411-08
9	Screw	307-07	32	Spring	21-27
10	Yoke Disc	40359-08	33	Brass Washer	20622-08
11	Set Screw	1428-05	34	Pin	20632-08
12	Yoke	104-08	35	Spacer	40394-08
13	Diaphragm	119-07	36	Stem	21442-08
14	Brass Washer	1456-07	37	Cap Washer	1044-07
15	Lock Nut	40363-08	38	Cap	25239-02
16	Friction Washer	1455-07	39	Palmetto Packing	20362-07
17	Regulator Cap	40117-02	40	Packing Nut	25227-08
18	Set Screw	219-15	41	Lock Washer	269-09
19	Spring	13-27	42	Screw	419-07
20	Regulating Screw	40118-02	43	Spud & Index S/A - Specify Plain	9188-02
21	Bubbler Washer	58-07	44	Bubbler S/A	11617-02
22	Bubbler Supply Pipe	34759-08			
23	Friction Washer	421-37			

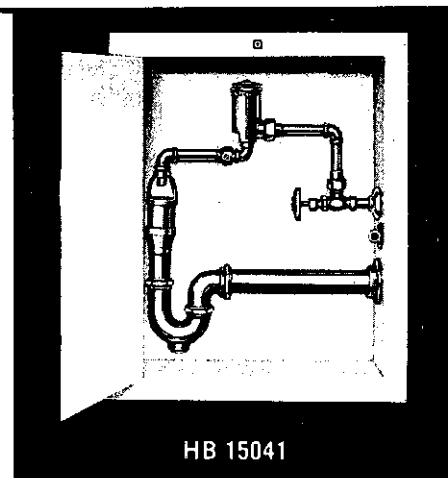
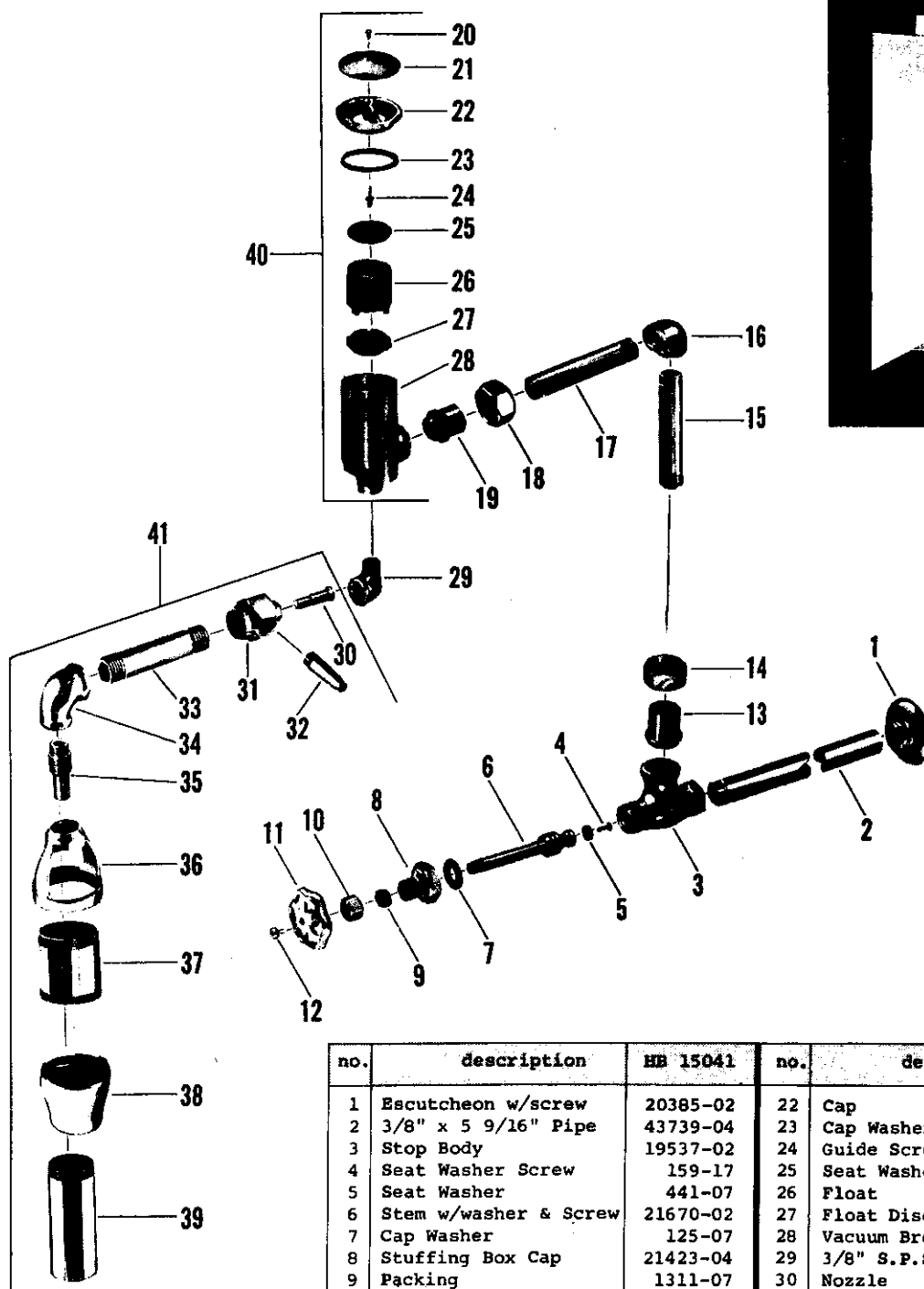


no.	description	HF 12326
1	Screw	1786-01
2	Shield	65501-02
3	Cap	66059-02
4	Cap Washer	86-17
5	Guide Screw	403-17
6	Seat Washer	85-17
7	Float	368-17
8	Float Disc	367-17
9	Body	66042-02
10	Ell	1473-02
11	3/8" x 2 7/16" Pipe	42141-04
12	Lock Nut	225-12
13	Washer	220-12
14	Expansion Washer	57-07
15	Collar	39628-04
16	Swivel	23976-02
17	Swivel Nut	24186-02
18	Offset Pipe	42118-02
19	Stop Body	92192-02
20	Seat Washer Screw	159-17
21	Seat Washer	441-07
22	Stem w/washer & Screw (serrated end)	21670-02
23	Cap Washer	125-07
24	Stuffing Box Cap	21423-04
25	Stem Packing	1311-07
26	Stuffing Nut	25015-02
27	Handle	1254-12
28	Handle Screw	264-17
29	Index Button - Specify Plain	1255-12
30	3/8" x 3 1/2" Pipe - 2 Thds.	41966-02
31	Stem w/washer & Screw (for Loose Key)	21992-05
32	Brass Washer	21625-08
33	Cap (for Loose Key)	21424-02
34	Loose Key	1187-09
35	Vacuum Breaker S/A	11941-02
36	4 Arm Handle Stop S/A	2466-02
37	Loose Key Stop S/A	2500-02
38	3/8" x 16 1/2" Pipe	40728-02
39	Floor Flange w/screw	20385-02






no.	description	HB 15039	no.	description	HB 15039
1	Wall Flange	20385-02	22	Shield	65501-02
2	3/8" x 5 9/16" Pipe	43739-04	23	Cap	66059-02
3	3/8" S.P.S. 90° Ell	1466-02	24	Cap Washer	86-17
4	3/8" x 1 3/4" Pipe	41005-04	25	Guide Screw	403-17
5	Stop Body	19537-02	26	Seat Washer	85-17
6	Seat Washer Screw	159-17	27	Float	368-17
7	Seat Washer	441-07	28	Float Disc	367-17
8	Stem w/washer & Screw	21670-02	29	Vacuum Breaker Body	66042-02
9	Cap Washer	125-07	30	3/8" - 90° Street Ell	1473-02
10	Stuffing Box Cap	21423-04	31	Nozzle	954-17
11	Packing	1311-07	32	Nozzle Body	314-42
12	Stuffing Nut	25015-02	33	Hose Connection	317-44
13	Handle	608-22	34	Tailpiece	955-12
14	Handle Screw	173-01	35	1/2" x 3/8" - 90° Ell	1490-02
15	Swivel	23984-02	36	Discharge Tube	316-24
16	Swivel Nut	24207-02	37	Air Gap Hanger	65782-02
17	3/8" x 2 15/16" Pipe	43733-04	38	2" x 2 1/16" Tube	41838-02
18	3/8" x 3 1/2" Pipe	41966-04	39	2" x 1 1/2" Tube Reducer	65781-02
19	Swivel Nut	24186-02	40	1 1/2" Tube - 2 3/4" Long	38846-02
20	Swivel	23976-02	41	Vacuum Breaker S/A	11941-02
21	Screw	1786-01	42	Aspirator S/A	11445-02

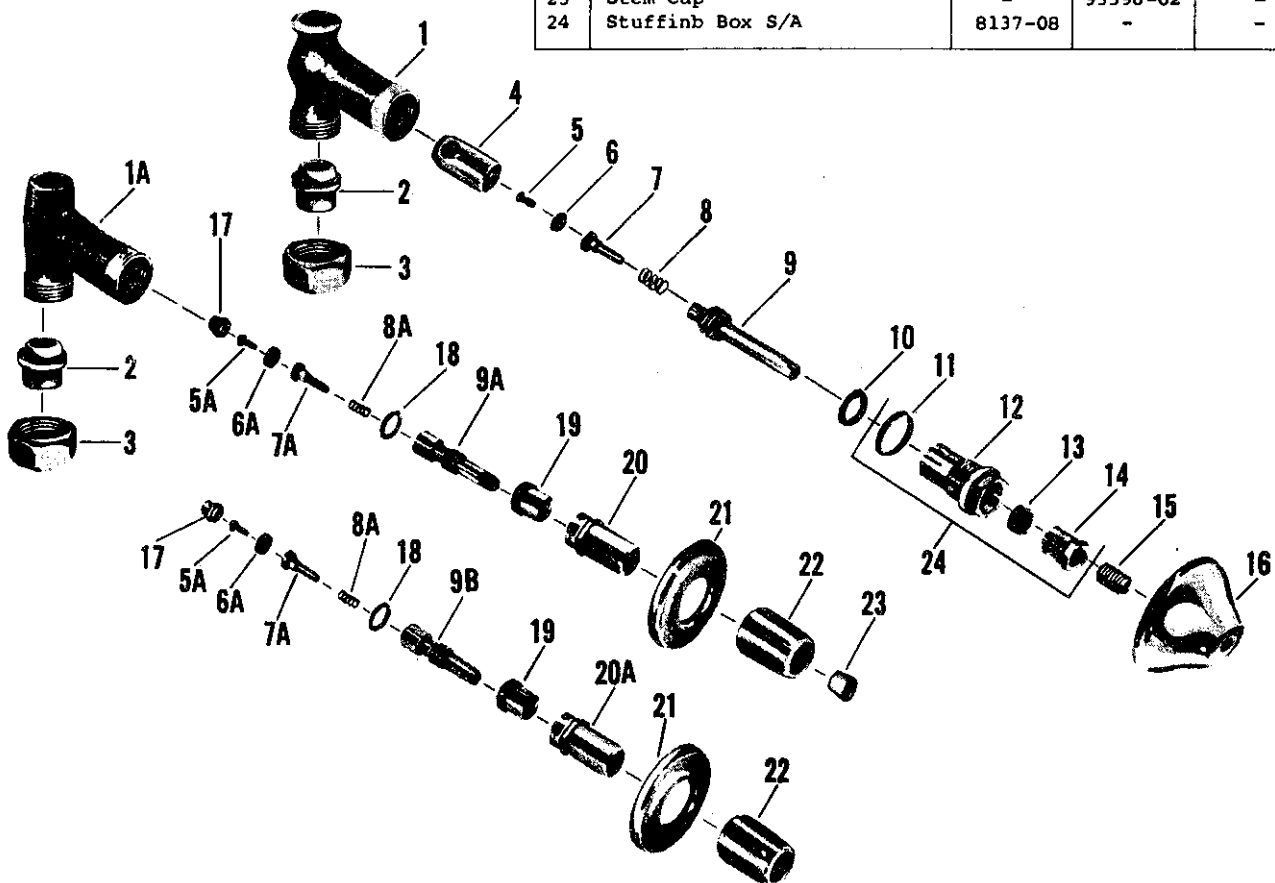



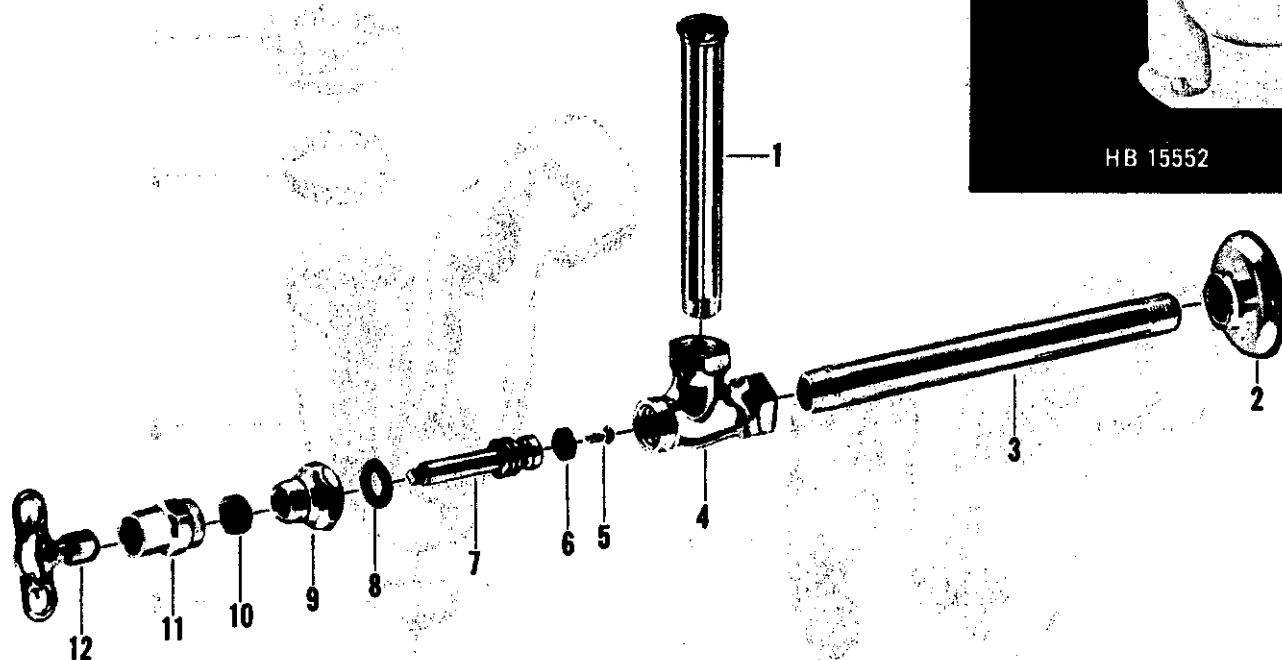
no.	description	HB 15041	no.	description	HB 15041
1	Escutcheon w/screw	20385-02	22	Cap	66059-02
2	3/8" x 5 9/16" Pipe	43739-04	23	Cap Washer	86-17
3	Stop Body	19537-02	24	Guide Screw	403-17
4	Seat Washer Screw	159-17	25	Seat Washer	85-17
5	Seat Washer	441-07	26	Float	368-17
6	Stem w/washer & Screw	21670-02	27	Float Disc	367-17
7	Cap Washer	125-07	28	Vacuum Breaker Body	66042-02
8	Stuffing Box Cap	21423-04	29	3/8" S.P.S. 90° Street Ell	1473-02
9	Packing	1311-07	30	Nozzle	954-17
10	Stuffing Nut	25015-02	31	Nozzle Body	314-42
11	Handle	608-22	32	Hose Connection	317-44
12	Handle Screw	173-01	33	Tailpiece	955-12
13	Swivel	23984-02	34	1/2" x 3/8" S.P.S. 90° Ell	1490-02
14	Swivel Nut	24207-02	35	Discharge Tube	316-24
15	3/8" x 2 15/16" Pipe	43733-04	36	Air Gap Hanger	65782-02
16	3/8" S.P.S. 90° Ell	1466-02	37	2" x 2 1/16" Tube	41838-02
17	3/8" x 3 1/2" Pipe	41966-02	38	2" x 1 1/2" Tube Reducer	65781-02
18	Swivel Nut	24186-02	39	1 1/2" Tube 2 3/4" Long	38846-02
19	Swivel	23976-02	40	Vacuum Breaker S/A	11941-02
20	Screw	1786-01	41	Aspirator S/A	11445-02
21	Shield	65501-02			

Note - Cabinet (not illustrated) - #1407-29



no.	description	HB 15340	HB 95340	HB 95340 (Revise)
1	Body	37322-08	-	-
1A	Body w/seat	-	8186-08	8186-08
2	Swivel	1836-07	1836-07	1836-07
3	Swivel Nut	25513-08	25513-08	25513-08
4	Re-Nu Sleeve	20336-08	-	-
5	Seat Washer Screw	159-17	-	-
5A	Seat Washer Screw	-	759-27	759-27
6	Seat Washer	1171-27	-	-
6A	Seat Washer	-	1059-27	1059-27
7	Lower Stem w/washer & Screw	21656-08	-	-
7A	Lower Stem w/washer & Screw	-	25302-08	25302-08
8	Spring	33999-08	-	-
8A	Spring	-	818-27	818-27
9	Upper Stem	21708-02	-	-
9A	Upper Stem	-	471-44	-
9B	Upper Stem	-	-	25317-04
10	Brass Washer	1167-17	-	-
11	Stuffing Box Washer	408-17	-	-
12	Stuffing Box	37318-08	-	-
13	Packing	1311-07	-	-
14	Stuffing Nut	1184-17	-	-
15	Escutcheon Nipple	39976-05	-	-
16	Escutcheon	65508-02	-	-
17	Seat	-	862-14	862-14
18	"O" Ring	-	886-17	886-17
19	Stem Nut	-	854-17	854-17
20	Lock Nut	-	24966-02	-
20A	Lock Nut	-	-	24976-02
21	Escutcheon	-	680-32	680-32
22	Escutcheon Holder	-	25168-02	25168-02
23	Stem Cap	-	93596-02	-
24	Stuffing Box S/A	8137-08	-	-





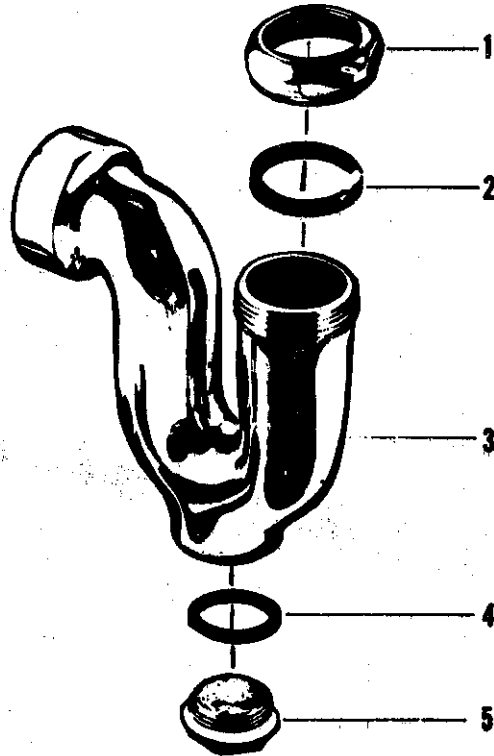

no.	description	HB 15552	HB 15553
1	3/8" x 4 7/16" Pipe - 1 Thd. & 1 End Flared	-	43701-04
	3/8" x 7 3/4" Pipe - 1 Thd. & 1 End Flared	43709-04	-
2	Escutcheon	20385-02	20385-02
3	3/8" x 4" Pipe	41217-04	-
	3/8" x 6 1/8" Pipe	-	42126-04
4	Body	19731-02	19731-02
5	Seat Washer Screw	159-17	159-17
6	Seat Washer	441-07	441-07
7	Stem w/washer & Screw	21692-05	21692-05
8	Cap Washer	125-07	125-07
9	Stuffing Box Cap	21423-04	21423-04
10	Packing	1311-07	1311-07
11	Stuffing Nut	24250-04	24250-04
12	Loose Key	1187-09	1187-09

Cast Brass 'P' Trap


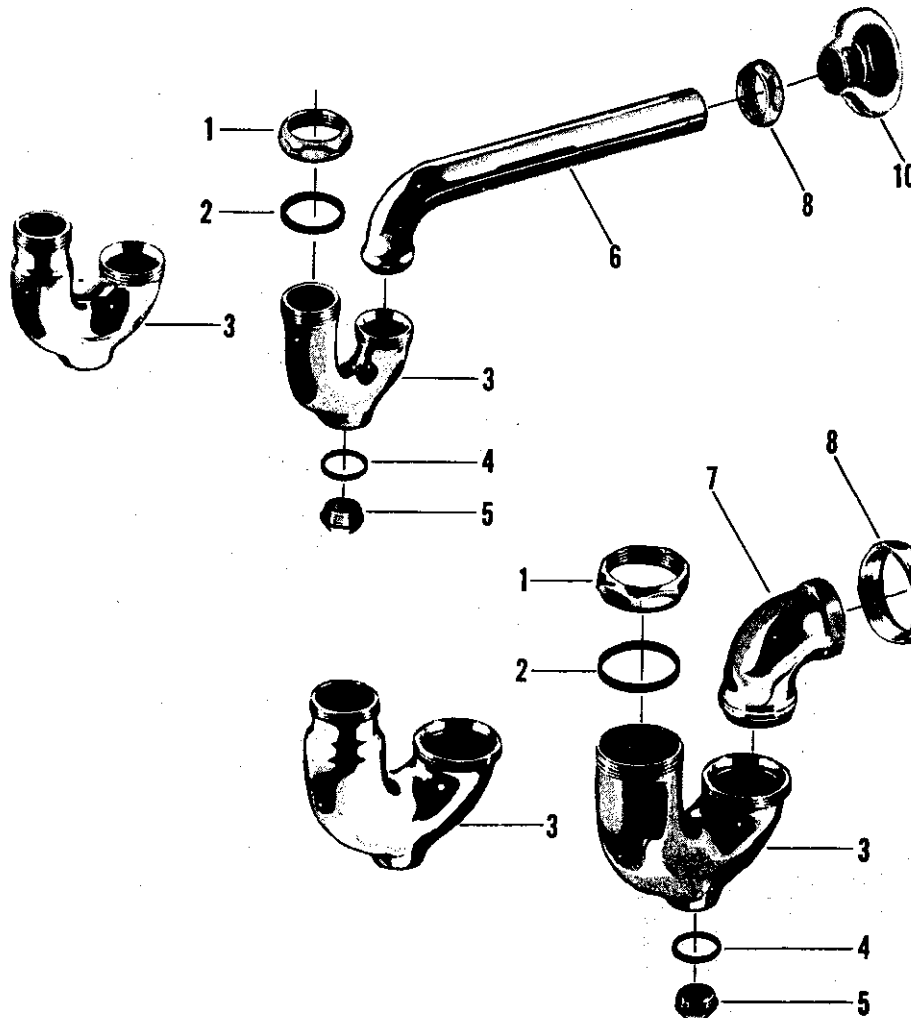
KISSLER & CO., INC.



HB 15603



no.	description	1 1/4" x 1 1/4" HB 15603	1 1/4" x 1 1/2" HB 15603	1 1/2" x 1 1/2" HB 15603	1 1/2" x 2" HB 15603	2" x 2" HB 15603
1	Slip Joint Nut - 1 1/4"	634-22	634-22	-	-	-
	Slip Joint Nut - 1 1/2"	-	-	628-12	628-12	-
	Slip Joint Nut - 2"	-	-	-	-	607-22
2	Slip Joint Washer - 1 1/4"	468-07	468-07	-	-	-
	Slip Joint Washer - 1 1/2"	-	-	469-07	469-07	-
	Slip Joint Washer - 2"	-	-	-	-	470-07
3	Body - 1 1/4" x 1 1/4"	35608-02	-	-	-	-
	Body - 1 1/4" x 1 1/2"	-	35659-02	-	-	-
	Body - 1 1/2" x 1 1/2"	-	-	35658-02	-	-
	Body - 1 1/2" x 2"	-	-	-	35781-02	-
	Body - 2" x 2"	-	-	-	-	35782-02
4	Cleanout Washer	16-27	16-27	16-27	16-27	16-27
5	Cleanout Plug	35760-05	35760-05	35760-05	35760-05	35760-05



no.	description	1 1/4" x 1 1/4" HB 15960	1 1/4" x 1 1/2" HB 15960	1 1/2" x 1 1/2" HB 15960	1 1/2" x 2" HB 15960	2" x 2" HB 15960
1	Slip Joint Nut - 1 1/4"	634-22	634-22	-	-	-
	Slip Joint Nut - 1 1/2"	-	-	628-12	628-12	-
	Slip Joint Nut - 2"	-	-	-	-	607-22
2	Slip Joint Washer - 1 1/4"	468-07	468-07	-	-	-
	Slip Joint Washer - 1 1/2"	-	-	469-07	469-07	-
	Slip Joint Washer - 2"	-	-	-	-	470-07
3	Body - 1 1/4" x 1 1/4"	35613-02	-	-	-	-
	Body - 1 1/4" x 1 1/2"	-	35671-02	-	-	-
	Body - 1 1/2" x 1 1/2"	-	-	35624-02	-	-
	Body - 1 1/2" x 2"	-	-	-	35703-02	-
	Body - 2" x 2"	-	-	-	-	35704-02
4	Cleanout Washer	16-27	16-27	16-27	16-27	16-27
5	Cleanout Plug	35760-05	35760-05	35760-05	35760-05	35760-05
6	Tubular Outlet S/A - 1 1/4"	8729-02	-	-	-	-
	Tubular Outlet S/A - 1 1/2"	-	8730-02	8730-02	-	-
7	Outlet Ell - 2"	-	-	-	26929-02	26929-02
8	Swivel Nut - 1 1/4"	634-22	-	-	-	-
	Swivel Nut - 1 1/2"	-	628-12	628-12	-	-
	Swivel Nut - 2"	-	-	-	35351-02	35351-02
9	Outlet Tube - 2"	-	-	-	40876-02	40876-02
10	Escutcheon w/screw - 1 1/4"	32165-02	-	-	-	-
	Escutcheon w/screw - 1 1/2"	-	32167-02	32167-02	-	-
	Escutcheon w/screw - 2"	-	-	-	32168-02	32168-02

'P' Trap and Nipples

KISSLER & CO., INC.

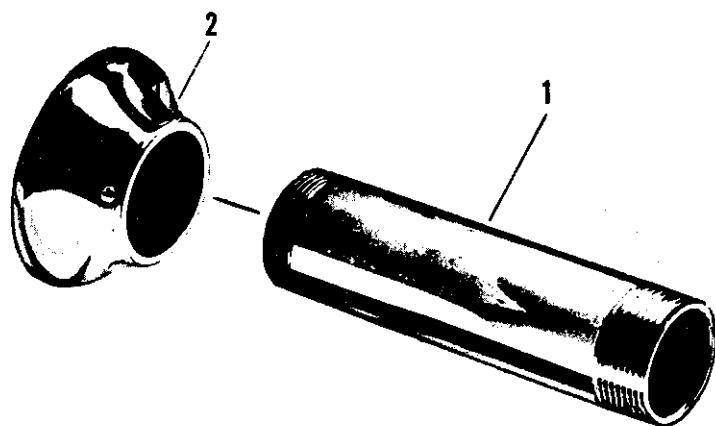
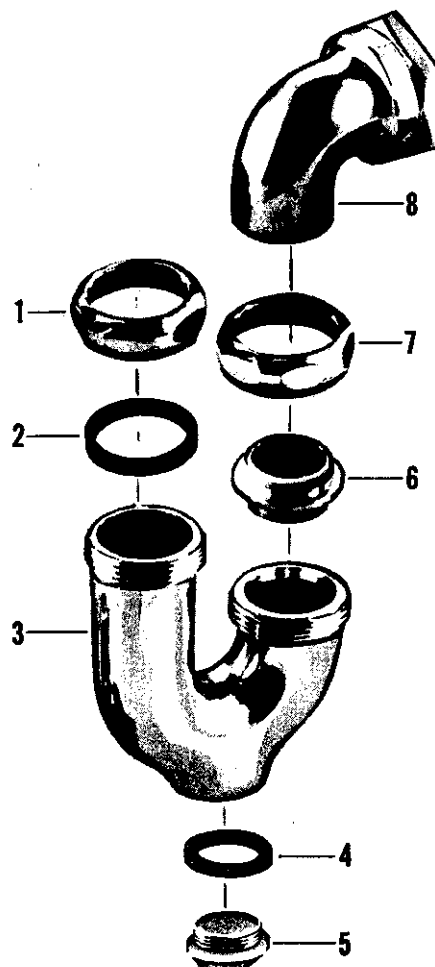


HB 15963

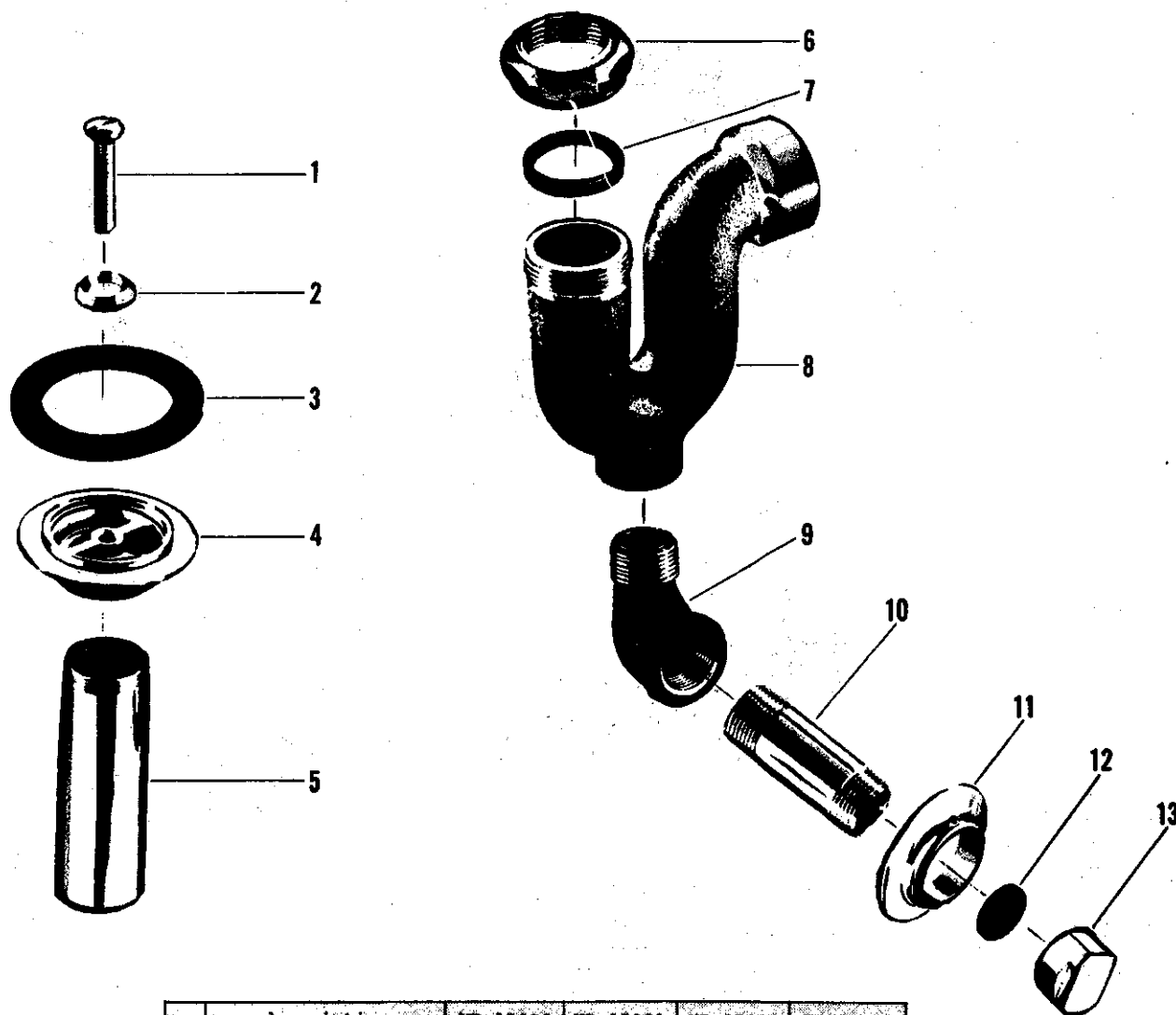


HB 15973

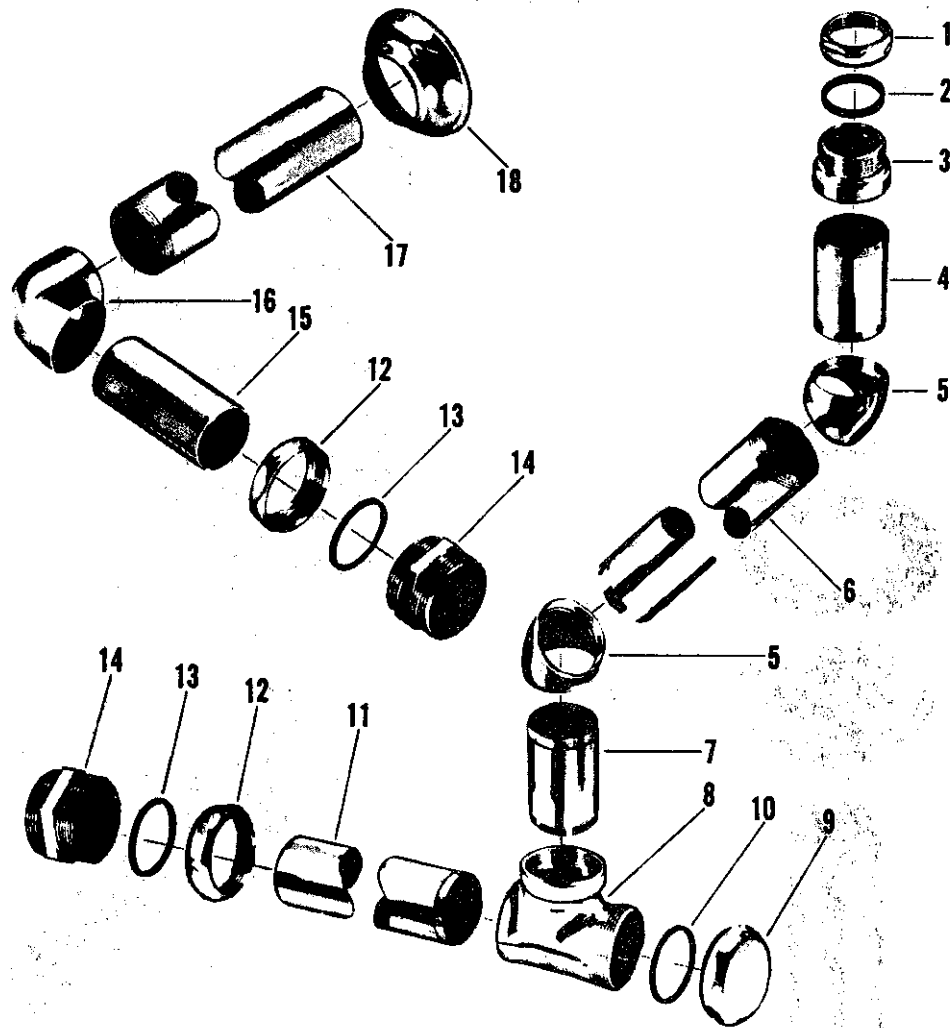
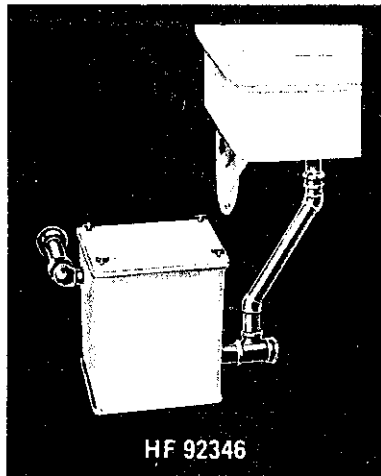
no.	description	HB 15963
1	Slip Joint Nut	628-12
2	Slip Joint Washer	469-07
3	Body	35623-02
4	Cleanout Washer	16-27
5	Cleanout Plug	35760-05
6	Collar	94012-08
7	Swivel Nut	35420-02
8	Outlet Ell	26908-02



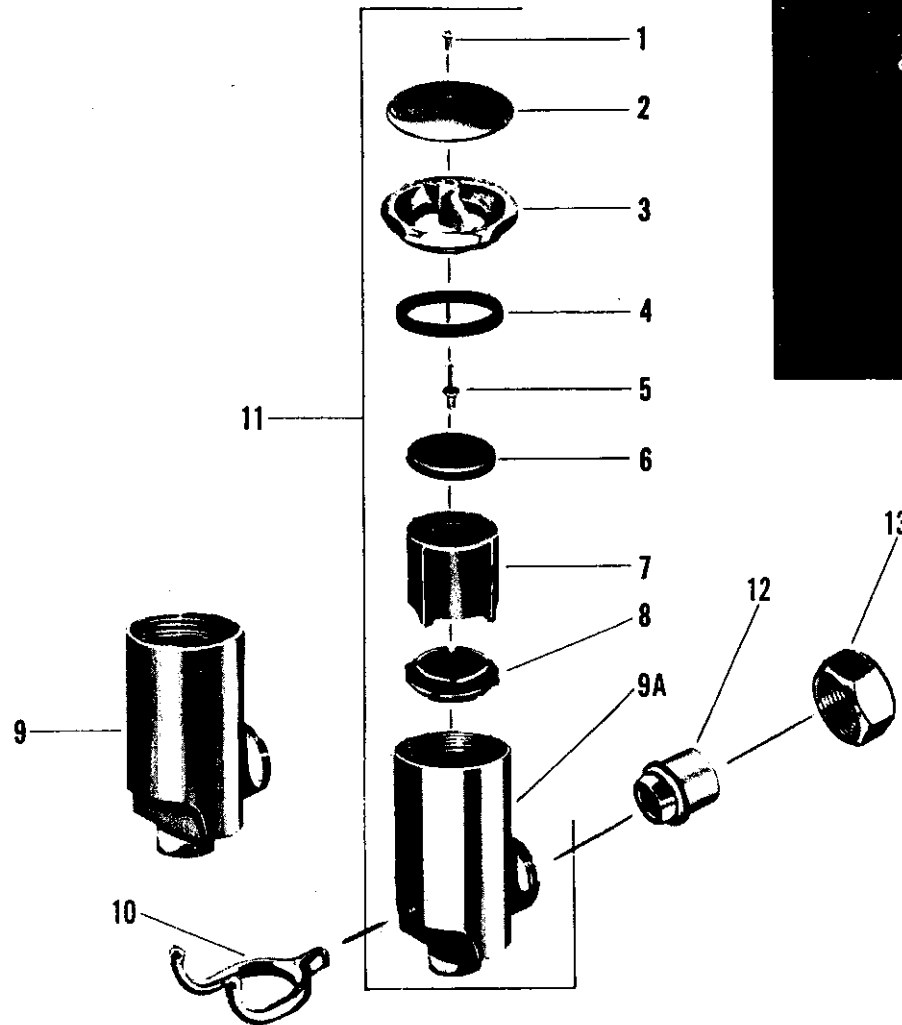
no.	description	1 1/4" HB 15973	1 1/2" HB 15973	2" HB 15973
1	1 1/4" x 5" Nipple	40970-02	-	-
	1 1/4" x 5 1/2" Nipple	41505-02	-	-
	1 1/4" x 6" Nipple	41403-02	-	-
	1 1/4" x 6 1/2" Nipple	41406-02	-	-
	1 1/4" x 7" Nipple	40550-02	-	-
	1 1/4" x 8" Nipple	41404-02	-	-
	1 1/4" x 9" Nipple	40565-02	-	-
	1 1/2" x 4" Nipple	-	40556-02	-
	1 1/2" x 5" Nipple	-	41409-02	-
	1 1/2" x 6" Nipple	-	41402-02	-
	1 1/2" x 7" Nipple	-	40523-02	-
	1 1/2" x 8" Nipple	-	41413-02	-
	1 1/2" x 9" Nipple	-	41411-02	-
	1 1/2" x 10" Nipple	-	40510-02	-
	1 1/2" x 12" Nipple	-	40512-02	-
	1 1/2" x 14" Nipple	-	40513-02	-
	2" x 4" Nipple	-	-	42348-02
	2" x 5" Nipple	-	-	41364-02
	2" x 6" Nipple	-	-	41415-02
	2" x 7" Nipple	-	-	42374-02
	2" x 8" Nipple	-	-	41414-02
	2" x 11" Nipple	-	-	42347-02
	2" x 13" Nipple	-	-	42349-02
2	Escutcheon w/screw - 1 1/4"	32171-02	-	-
	Escutcheon w/screw - 1 1/2"	-	32170-02	-
	Escutcheon w/screw - 2"	-	-	32169-02



no.	description	HB 15980	HB 15981	HB 15965	HB 15966
1	Bolt	1722-02	1722-02	-	-
2	Bolt Washer	765-32	765-32	-	-
3	Rubber Washer	773-37	773-37	-	-
4	Outlet Flange	771-34	771-34	-	-
5	Tailpiece - 5" Long	39134-08	-	-	-
	Tailpiece - 8" Long	-	25133-08	-	-
6	Slip Joint Nut	-	-	35355-08	35355-08
7	Slip Joint Washer	-	-	468-07	468-07
8	Body	-	-	35702-08	35702-08
9	Ell	-	-	1474-07	1474-07
10	Extension	-	-	25695-04	-
	Extension	-	-	-	25696-04
11	Flange w/screw	-	-	31202-02	31202-02
12	Cap Washer	-	-	1747-07	1747-07
13	Cap	-	-	25675-02	25675-02



no.	description	HF 92346 24" x 22"	HF 92346 30" x 22"	HF 92346 36" x 22"	HF 92346
1	1 1/2" Slip Joint Nut	628-12	628-12	628-12	628-12
2	1 1/2" Slip Joint Washer	469-07	469-07	469-07	469-07
3	2" x 1 1/2" Inlet Socket	35721-02	35721-02	35721-02	35721-02
4	2" x 2 5/8" Tube - 2 Thds.	42435-02	42435-02	42435-02	42435-02
5	2" x 45° Tubing Ell	35928-02	35928-02	35928-02	35928-02
6	2" x 10 3/4" Tube - 2 Thds.	41866-02	41866-02	41866-02	-
7	2" x 12" Tube - 2 Thds.	-	-	-	4187-02
8	2" x 2 3/4" Tube - 2 Thds.	40682-02	40682-02	40682-02	40682-02
9	2" Tubing Tee	36657-02	36657-02	36657-02	36657-02
10	2" Blank Cap	19146-02	19146-02	19146-02	19146-02
11	Washer	6-07	6-07	6-07	6-07
12	2" x 5" Tube - 1 Thd.	39305-02	-	-	-
13	2" x 8" Tube - 1 Thd.	-	39297-02	-	-
14	2" x 11" Tube - 1 Thd.	-	-	39350-02	-
15	2" x 4" Tube - 1 Thd.	-	-	-	39318-02
16	2" Slip Joint Nut	607-22	607-22	607-22	607-22
17	2" Slip Joint Washer	470-07	470-07	470-07	470-07
18	2" Screw Hopper Spud	32942-02	32942-02	32942-02	32942-02
19	2" x 3 1/2" Tube - 1 Thd.	41845-02	41845-02	41845-02	41845-02
20	2" x 90° Tubing Ell	35927-02	35927-02	35927-02	35927-02
21	2" x 12" Tube - 1 Thd.	39299-02	39299-02	39299-02	39299-02
22	Flange w/screw	32168-02	32168-02	32168-02	32168-02



HB 15755

no.	description	HB 15755 3/8" x 3/8"	HB 15755 1/2" x 1/2"	HB 15755 1/2" x 3/8"	HB 15755 3/4" x 3/4"	HB 15757 3/8" x 3/8"	HB 15757 1/2" x 1/2"	HB 15757 1/2" x 3/8"
1	Screw	1786-01	1786-01	1786-01	1786-01	1786-01	1786-01	1786-01
2	Shield	65501-02	65501-02	65501-02	65501-02	65501-02	65501-02	65501-02
3	Cap	66059-02	66059-02	66059-02	66059-02	66059-02	66059-02	66059-02
4	Cap Washer	86-17	86-17	86-17	86-17	86-17	86-17	86-17
5	Guide Screw	403-17	403-17	403-17	403-17	403-17	403-17	403-17
6	Seat Washer	85-17	85-17	85-17	85-17	85-17	85-17	85-17
7	Float	368-17	368-17	368-17	368-17	368-17	368-17	368-17
8	Float Disc	367-17	367-17	367-17	367-17	367-17	367-17	367-17
9	Body	66042-02	-	66042-02	-	-	-	-
	Body	-	66038-02	-	-	-	-	-
	Body	-	-	-	66040-02	-	-	-
9A	Body Tapped for Fork	-	-	-	-	66043-02	-	66043-02
	Body Tapped for Fork	-	-	-	-	-	66044-02	-
10	Fork	-	-	-	-	652-12	652-12	652-12
11	Body S/A - (Parts 1 thru 9)	11941-02	-	11941-02	-	-	-	-
	Body S/A - (Parts 1 thru 9)	-	13322-02	-	-	-	-	-
	Body S/A - (Parts 1 thru 9)	-	-	-	13323-02	-	-	-
	Body S/A - (Parts 1 thru 8, 9A & 10)	-	-	-	-	13321-02	13321-02	-
	Body S/A - (Parts 1 thru 8, 9A & 10)	-	-	-	-	-	-	13324-02
12	Swivel	23976-02	-	23976-02	-	23976-02	-	23976-02
	Swivel	-	23921-02	-	-	-	23921-02	-
	Swivel	-	-	-	23989-02	-	-	-
13	Swivel Nut	24186-02	24186-02	24186-02	-	24186-02	24186-02	24186-02
	Swivel Nut	-	-	-	24657-02	-	-	-



AMERICAN-Standard
PLUMBING AND HEATING DIVISION

